



Town of Cottesloe

COMMUNITY CONSULTATION

SURVEY REPORT

LONG TERM CYCLE NETWORK – COTTESLOE ROUTES

13 NOVEMBER 2018 TO 5 DECEMBER 2018

Contents

1. CONSULTATION SYNOPSIS	3
2. OVERVIEW OF SURVEY RESULTS	4
3. SUMMING UP	8

1. CONSULTATION SYNOPSIS

- The Department of Transport (DoT) is progressing the development of a Long-Term Cycle Network (LTCN) for the Perth and Peel regions with the next phase of the project being to undertake consultation with the 33 local government authorities that fall in these areas.
- Before the next round of consultation with DoT takes place the Town of Cottesloe (ToC) believed it was important to gain an insight into the community's expectation of where the cycling routes should be within Cottesloe.
- In consultation with DoT, ToC officers prepared the survey and background information (initially to be a media release but was not required to be used as such).
- The survey was open for consultation for a period of 3 weeks - 13 November 2018 to 5 December 2018
- The survey was issued and promoted using the following resources:
 - Mail Chimp email out to the Residents and Ratepayers Database
 - Town of Cottesloe Facebook Posts
- At the close of the survey a total of 419 responses had been collected.

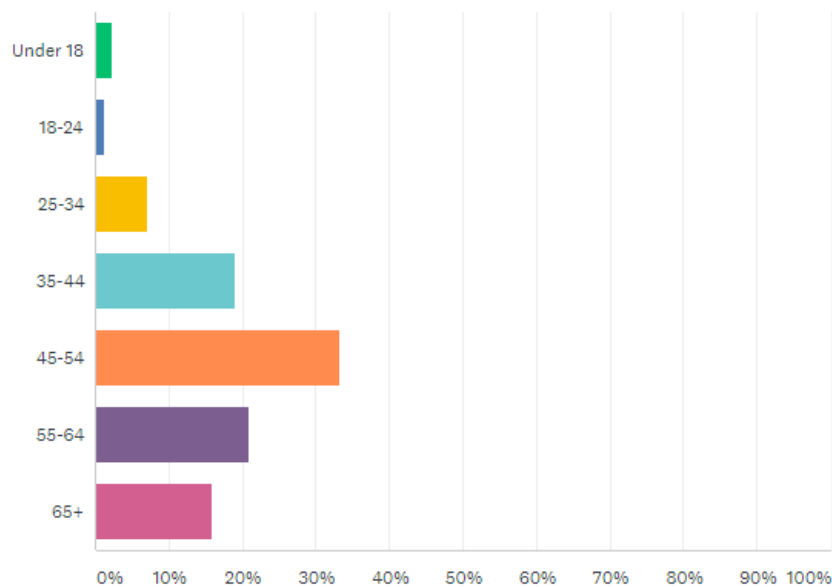
2. OVERVIEW OF SURVEY RESULTS

QUESTION 1 – What is your residential location?

- Answered by 419 respondents:
 - 264 responses from the postcode 6011 (Cottesloe)
 - 30 responses from the postcode 6010 (Claremont and surrounds)
 - 9 responses from the postcode 6162 (South Fremantle)
 - 7 responses from the postcode 6012 (Mosman Park)
 - 5 responses from the postcode 6008 (Subiaco and surrounds)
 - 5 responses from the postcode 6160 (Fremantle)
- A minor result showed from the following areas
 - 6000, 6003, 6006, 6007, 6009, 6014, 6020, 6159, 6153, 6151,6156
- 63.01% of respondents were from postcode 6011 (Cottesloe)

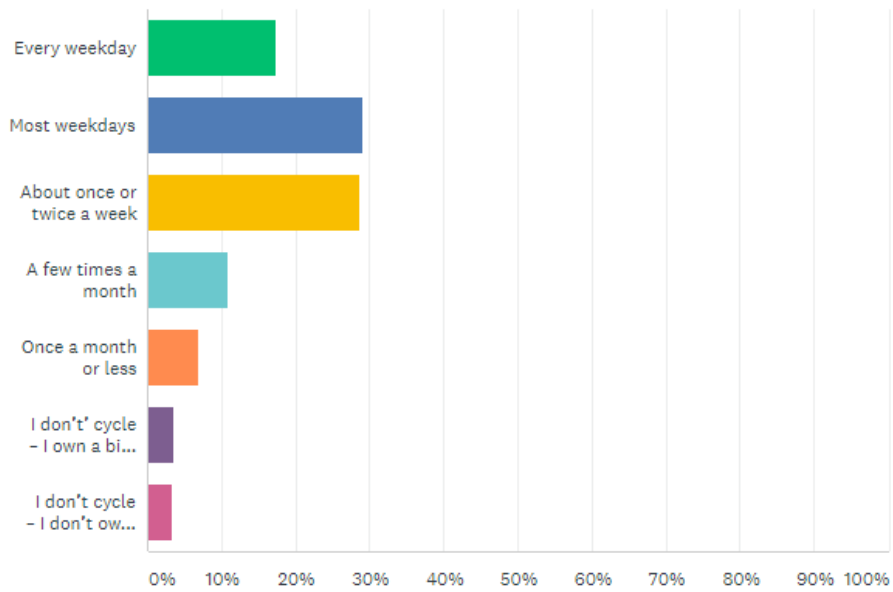
QUESTION 2 – What age group are you in?

- Answered by 419 respondents:



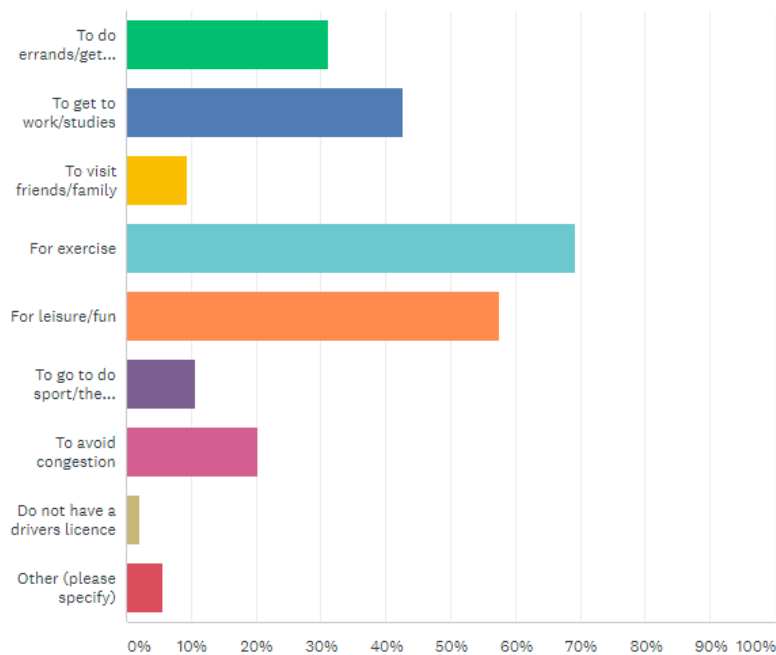
- 33.17% of respondents were in the 45-54 yrs. age bracket

QUESTION 3 – How often do you cycle?



- 121 respondents cycled most weekdays
- 119 respondents cycled once or twice a week
- 4 respondents skipped this question

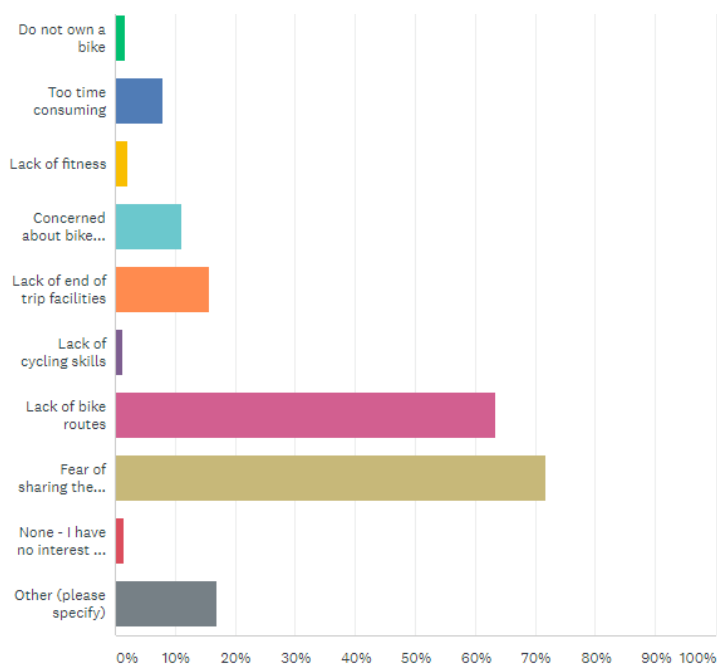
QUESTION 4 – What are your reasons for cycling? (Select the most important reasons, up to 3 can be selected).



- 69.27% respondents cycled for exercise
- 57.55% of respondents cycled for leisure and fun

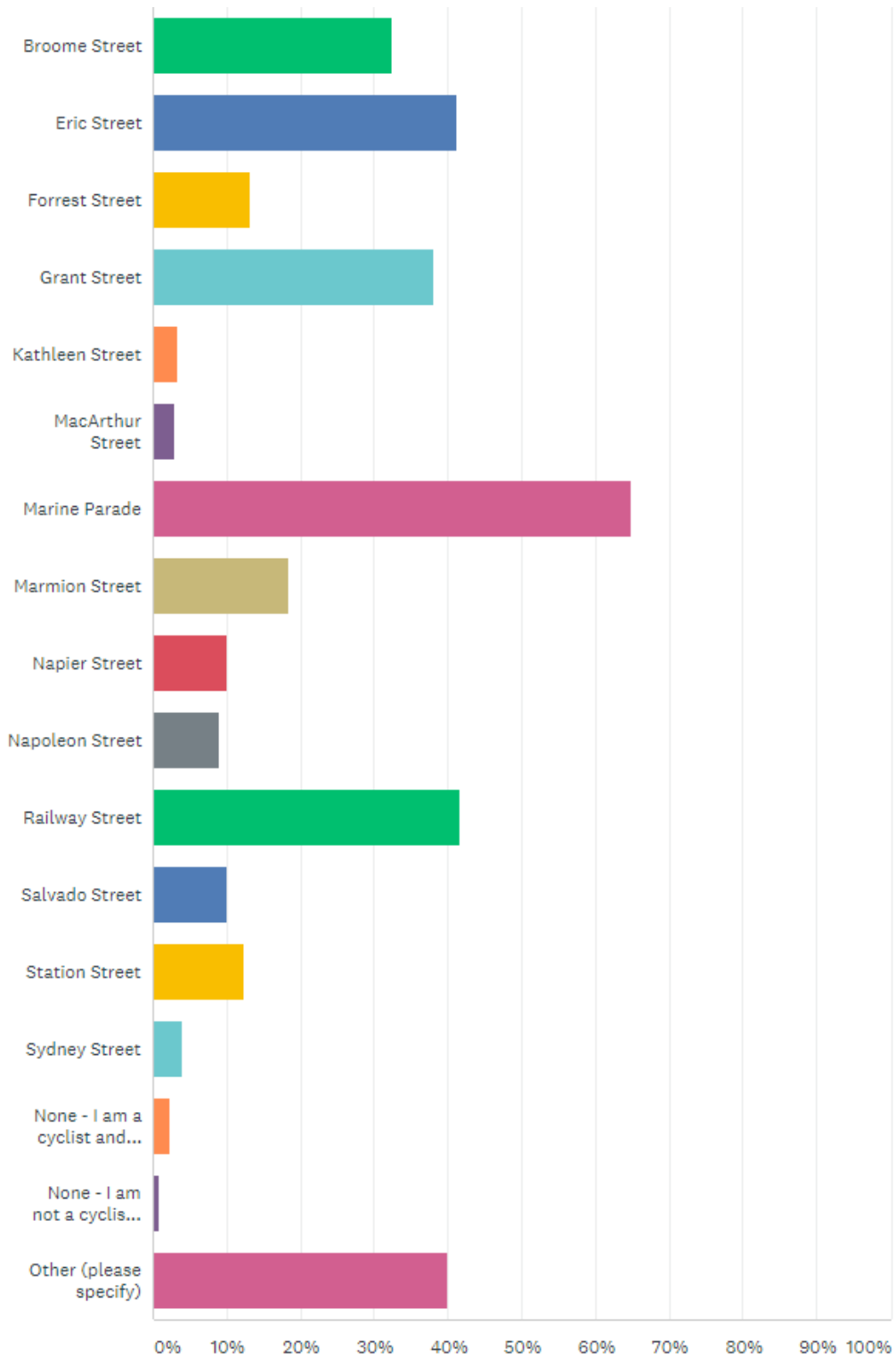
- 42.71% of respondents cycled to get to work/studies
- Other reasons for cycling include:
 - School run
 - Social
 - Training and Endurance goals
 - Reduce pollution and speed/efficiency of getting around locally
- 35 respondents skipped this question

QUESTION 5 – What are the main barrier to you starting to cycle more often? (Select the most important reasons, up to 3 can be selected).



- 71.84% of respondents fear sharing the roads with motorists
- 63.35% of respondents chose the lack of cycling routes as the main barrier
- 7 respondents skipped this question

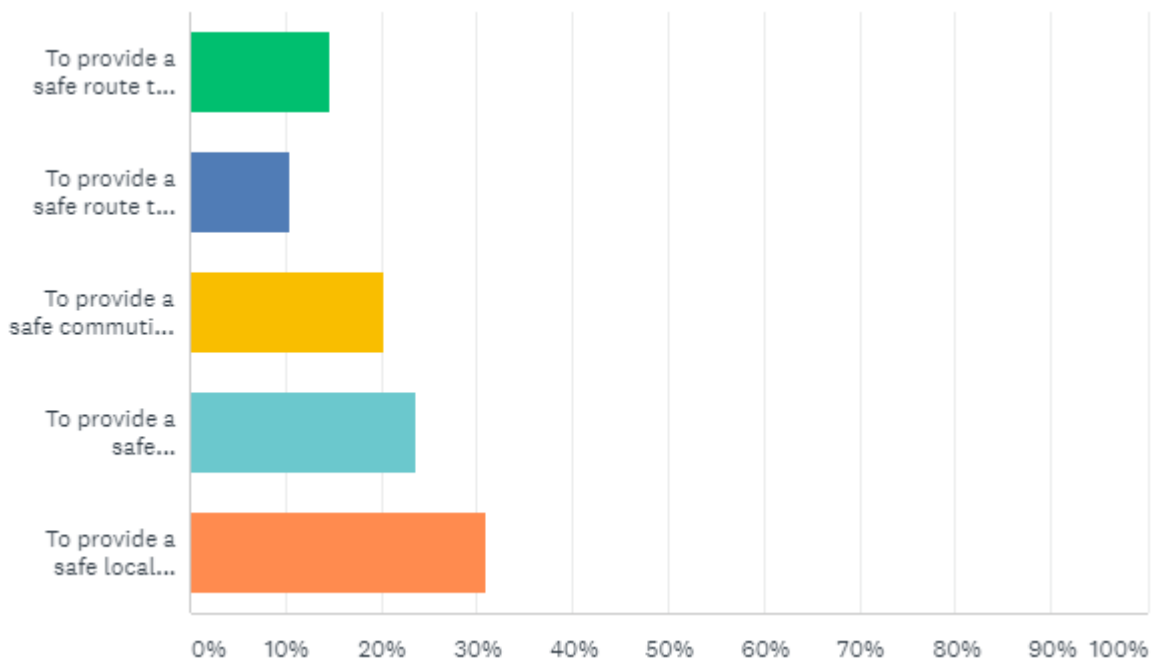
QUESTION 6 – Thinking about your current cycling activity around Cottesloe, which of the following routes do you believe need to be considered for the Long-term Bike Path Network?



- 257 responses (64.90%) suggested that Marine Parade needs to be considered as a long term cycle route

- Railway Street (41.67%), Eric Street (41.6%), Grant Street (38.13%) and Broome Street (32.32%) all rated as significantly important with respondents
- 97 respondents named Curtin Avenue as another cycle route of significance
- 23 respondents skipped this question

QUESTION 7 – Please select the main reason why you chose each route.



- Provide a safe local route connection was the main reason respondents 118 respondents chose their preferred routes
- Provide a safe leisure/recreation route was the main reason 90 respondents chose their preferred routes

3. SUMMING UP

- It is planned that ToC will continue to work with DoT to develop the Draft Long-Term Cycle Network.
- It is envisaged that throughout the process there will be opportunities for further community consultation.
- It should be considered that if the survey was accessed by the local and neighbouring schools the option to provide a safe route to schools response would have been greater than 10.50%. With this in mind it would be worth exploring youth targeted consultations in future phases of the project.

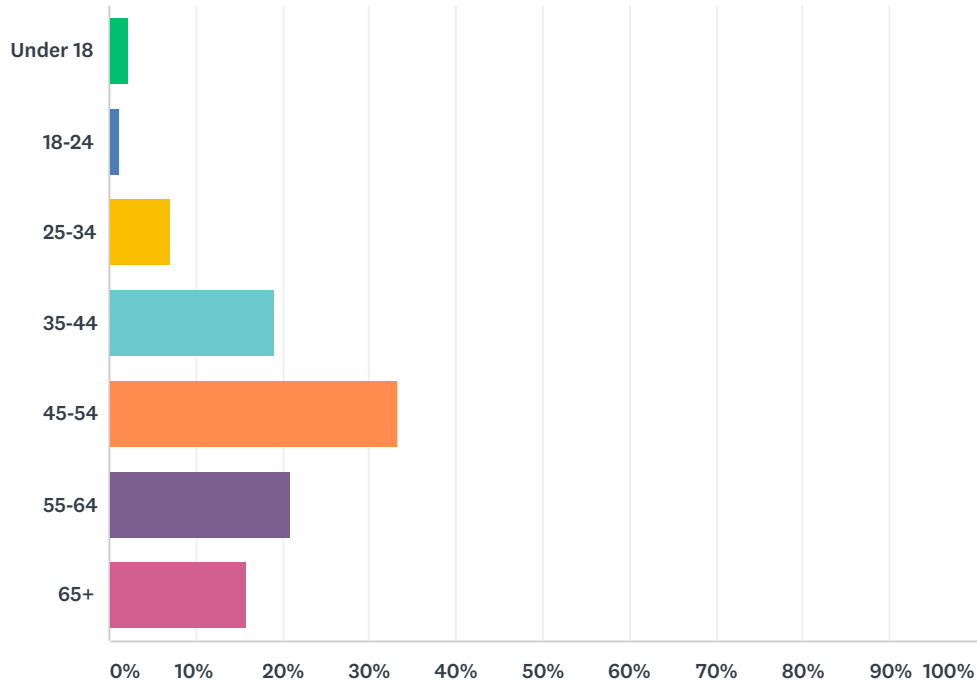
Q1 What is your residential location?

Answered: 419 Skipped: 0

ANSWER CHOICES	RESPONSES	
Name	0.00%	0
Company	0.00%	0
Street name	100.00%	419
Address 2	0.00%	0
City/Town	0.00%	0
State/Province	0.00%	0
Postcode	100.00%	419
Country	0.00%	0
Email	0.00%	0
Phone Number	0.00%	0

Q2 What age group are you in?

Answered: 419 Skipped: 0



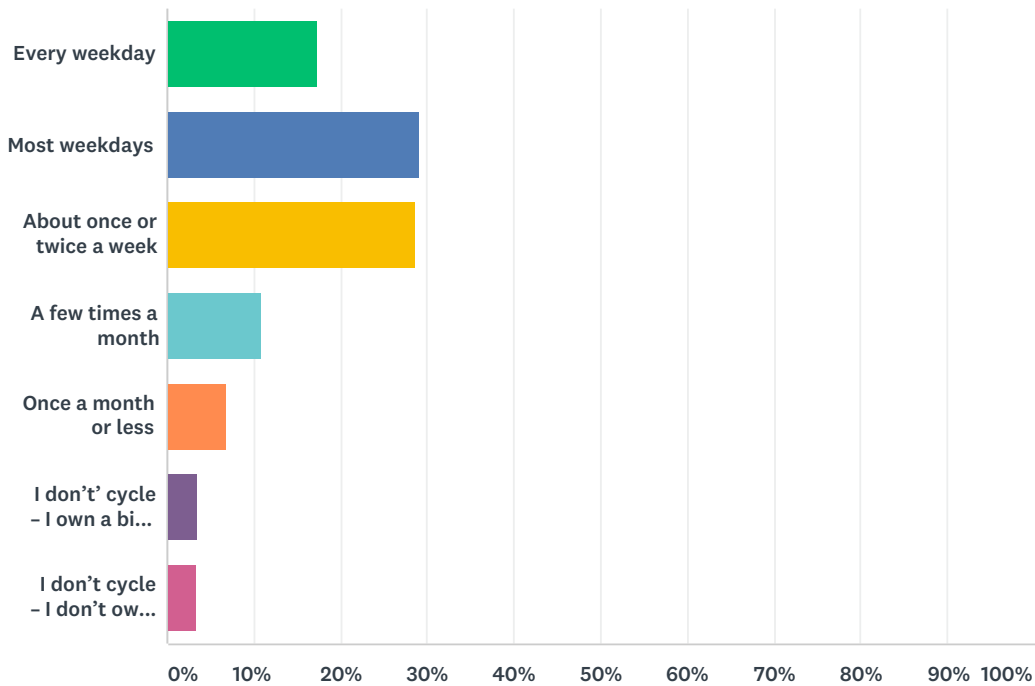
ANSWER CHOICES	RESPONSES	
Under 18	2.39%	10
18-24	1.19%	5

Long Term Cycle Network - Cottesloe Routes

25-34	7.16%	30
35-44	19.09%	80
45-54	33.17%	139
55-64	21.00%	88
65+	15.99%	67
TOTAL		419

Q3 How often to you cycle?

Answered: 415 Skipped: 4

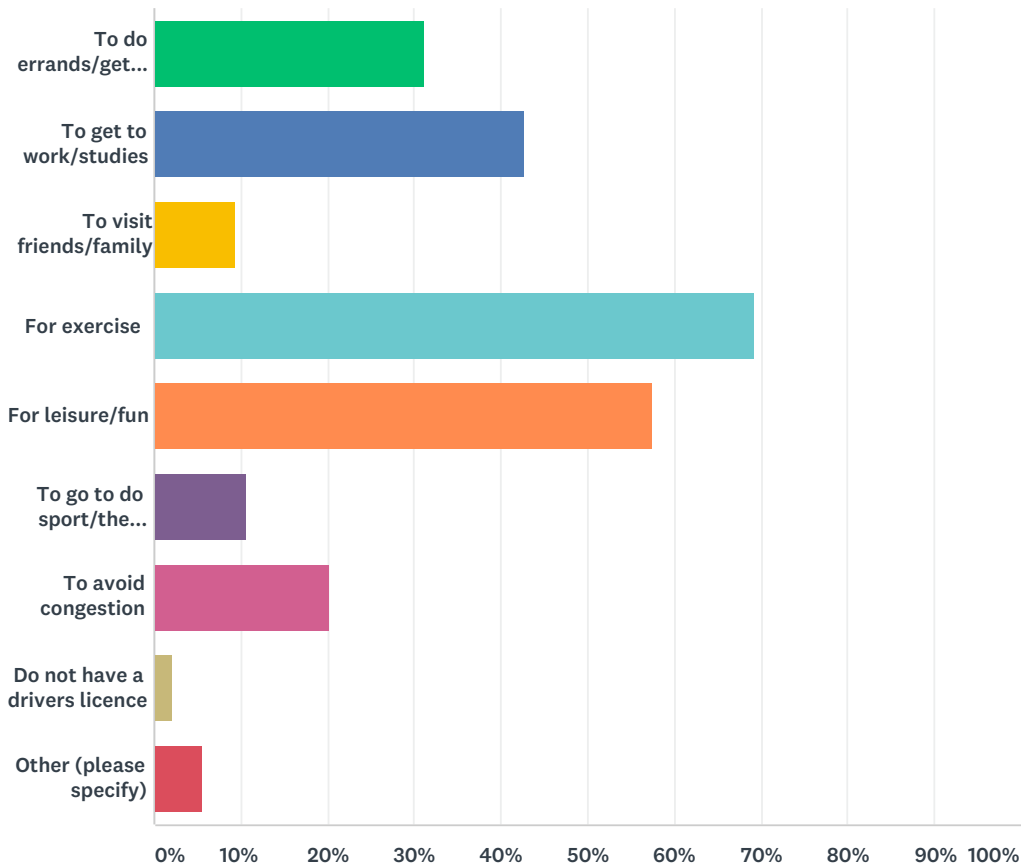


ANSWER CHOICES	RESPONSES
Every weekday	17.35% 72
Most weekdays	29.16% 121
About once or twice a week	28.67% 119
A few times a month	10.84% 45
Once a month or less	6.99% 29
I don't cycle – I own a bike but haven't used it in the past month	3.61% 15
I don't cycle – I don't own a bike	3.37% 14
Total Respondents: 415	

Q4 What are your reasons for cycling? (select the most important reasons, up to 3 can be selected).

Long Term Cycle Network - Cottesloe Routes

Answered: 384 Skipped: 35

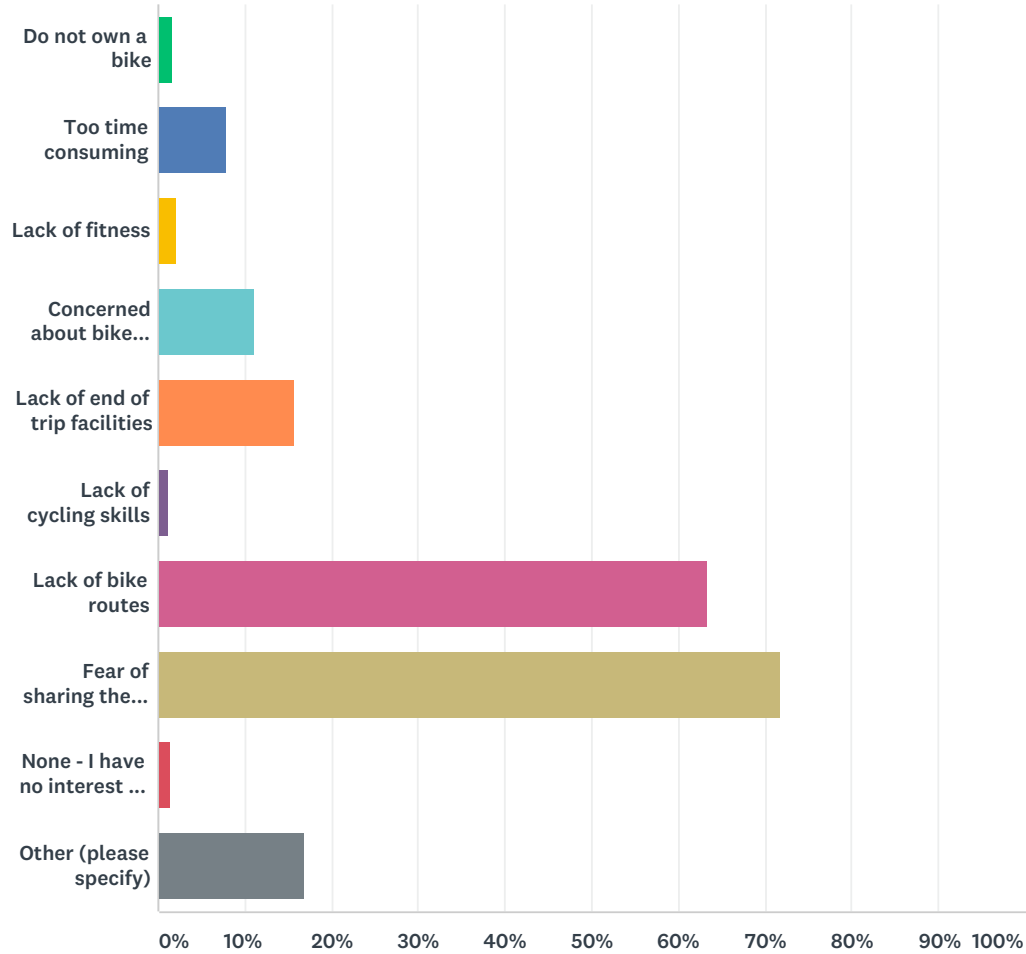


ANSWER CHOICES	RESPONSES	
To do errands/get groceries/do shopping	31.25%	120
To get to work/studies	42.71%	164
To visit friends/family	9.38%	36
For exercise	69.27%	266
For leisure/fun	57.55%	221
To go to do sport/the gym/other recreational activities	10.68%	41
To avoid congestion	20.31%	78
Do not have a drivers licence	2.08%	8
Other (please specify)	5.73%	22
Total Respondents: 384		

Q5 What are the main barriers to you starting to cycle more often? (select the most important barriers to you, up to 3 barriers to cycling can be selected).

Answered: 412 Skipped: 7

Long Term Cycle Network - Cottesloe Routes

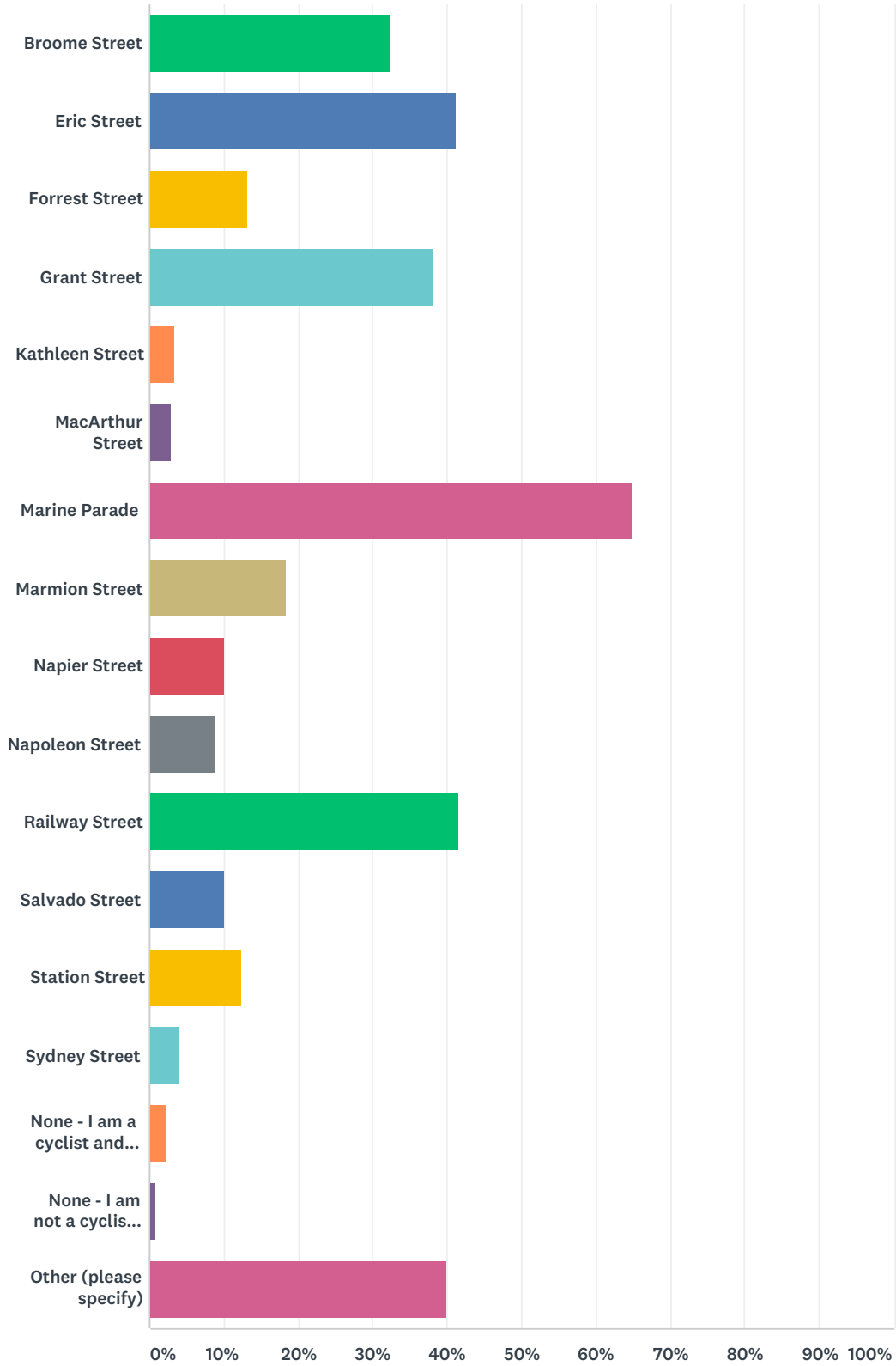


ANSWER CHOICES	RESPONSES
Do not own a bike	1.70% 7
Too time consuming	8.01% 33
Lack of fitness	2.18% 9
Concerned about bike theft	11.17% 46
Lack of end of trip facilities	15.78% 65
Lack of cycling skills	1.21% 5
Lack of bike routes	63.35% 261
Fear of sharing the roads with motorists	71.84% 296
None - I have no interest in cycling	1.46% 6
Other (please specify)	16.99% 70
Total Respondents: 412	

Q6 Thinking about your current cycling activity around Cottesloe, which of the following routes do you believe need to be considered for our Long-term Bike Path Network?

Long Term Cycle Network - Cottesloe Routes

Answered: 396 Skipped: 23



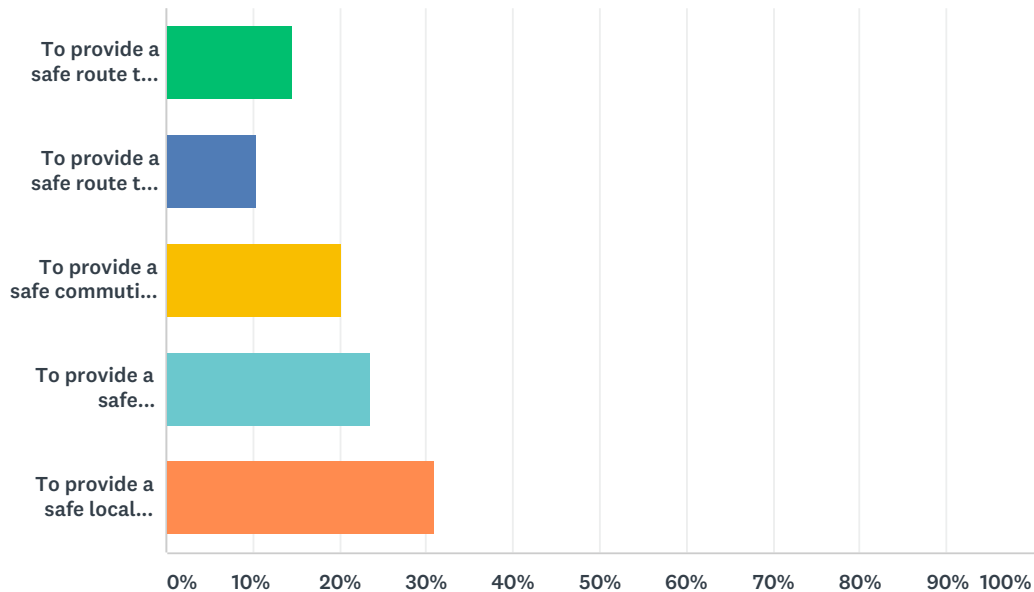
ANSWER CHOICES	RESPONSES	
Broome Street	32.32%	128
Eric Street	41.16%	163

Long Term Cycle Network - Cottesloe Routes

Forrest Street	13.13%	52
Grant Street	38.13%	151
Kathleen Street	3.28%	13
MacArthur Street	3.03%	12
Marine Parade	64.90%	257
Marmion Street	18.43%	73
Napier Street	10.10%	40
Napoleon Street	9.09%	36
Railway Street	41.67%	165
Salvado Street	10.10%	40
Station Street	12.37%	49
Sydney Street	4.04%	16
None - I am a cyclist and prefer it is left as is	2.27%	9
None - I am not a cyclist and prefer it is left as is	0.76%	3
Other (please specify)	39.90%	158
Total Respondents: 396		

Q7 Please select the main reason why you chose each route?

Answered: 381 Skipped: 38



ANSWER CHOICES	RESPONSES	
To provide a safe route to access local facilities (to do errands, get groceries, or to do shopping)	14.70%	56
To provide a safe route to access schools	10.50%	40

Long Term Cycle Network - Cottesloe Routes

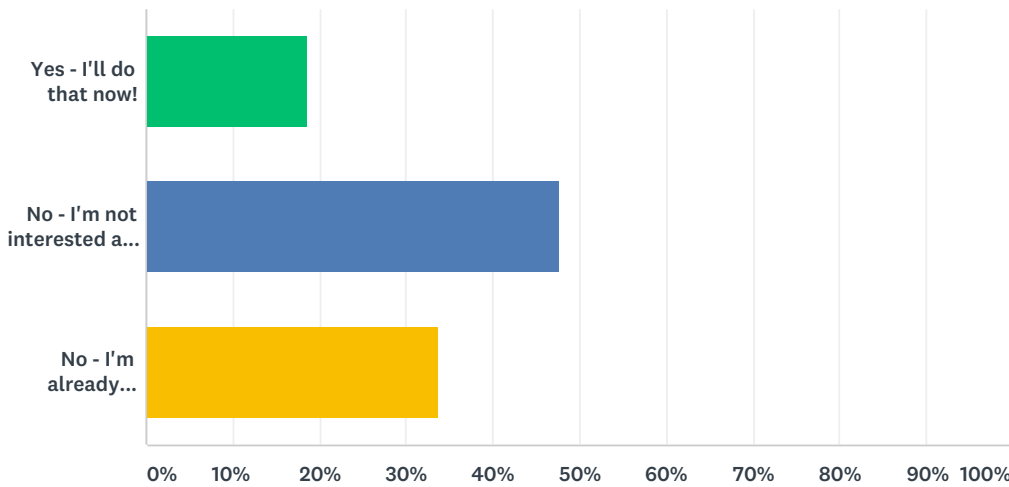
To provide a safe commuting route	20.21%	77
To provide a safe leisure/recreation route	23.62%	90
To provide a safe local route connection to the existing wider bike network	30.97%	118
TOTAL		381

Q8 Please provide your email address (this is so we can keep you updated about this project).

Answered: 323 Skipped: 96

Q9 Would you like to add your email address to the Town of Cottesloe Residents and Ratepayers Database? Click here to register today (a new window will open, please fill in the form once you have completed this survey). The Residents and Ratepayers Database is a great way to stay informed about community engagement opportunities and outcomes. You'll also be the first to know the latest news from the Town including the Mayoral Newsletter.

Answered: 333 Skipped: 86



ANSWER CHOICES	RESPONSES	
Yes - I'll do that now!	18.62%	62
No - I'm not interested at this time.	47.75%	159
No - I'm already receiving email updates	33.63%	112
TOTAL		333