


TOWN OF COTTESLOE



FINANCIAL STATEMENTS

FOR THE PERIOD 1 JULY 2013 TO 30 NOVEMBER 2013

PRESENTED TO THE WORKS AND CORPORATE SERVICES
COMMITTEE ON 10 DECEMBER 2013

TOWN OF COTTESLOE

FINANCIAL STATEMENTS

FOR THE PERIOD 1 JULY 2013 TO 30 NOVEMBER 2013

TABLE OF CONTENTS

Statement of Financial Activity	1
Operating Statement By Program	2
Operating Statement By Nature & Type	3
Balance Sheet	4 - 5
Surplus/(Deficit Position)	6
Variance Analysis	7 - 10
Other Information	
- List of Payments	11 - 17
- Reserves	18 - 20
- Investments	21
- Loans	22
- Sundry Debtors	23
- Rates Analysis	24
- Capital Works Programme	25 - 28
- Budget Amendments	29
- Graphs	30 - 35

TOWN OF COTTESLOE

STATEMENT OF FINANCIAL ACTIVITY

FOR THE PERIOD ENDED 1 JULY 2013 TO 30 NOVEMBER 2013

	2013-2014 YTD Actual \$	2013-2014 YTD Budget \$	2013-2014 Budget \$	Variances YTD Actual to YTD Budget \$	Variances YTD Actual to YTD Budget %
Operating Revenue					
General Purpose Funding	221,643	178,413	394,939	43,230	24%
Governance	56,055	42,814	53,750	13,241	31%
Law, Order and Public Safety	20,498	7,457	15,100	13,041	175%
Health	71,683	70,920	78,710	763	1%
Education and Welfare	16,149	9,168	30,500	6,981	76%
Community Amenities	264,000	200,781	469,005	63,219	31%
Recreation and Culture	141,958	137,459	352,842	4,499	3%
Transport	399,276	479,127	1,149,900	(79,851)	(17%)
Economic Services	94,547	51,131	122,700	43,416	85%
Other Property and Services	8,359	8,959	21,500	(600)	(7%)
Total Operating Revenue	1,294,168	1,186,229	2,688,946	107,939	9%
Operating Expenditure					
General Purpose Funding	(102,041)	(105,623)	(243,477)	3,582	3%
Governance	(292,202)	(350,358)	(680,642)	58,156	17%
Law, Order and Public Safety	(109,691)	(116,809)	(276,161)	7,118	6%
Health	(83,410)	(102,412)	(245,751)	19,002	19%
Education and Welfare	(80,812)	(98,095)	(227,957)	17,283	18%
Community Amenities	(1,258,574)	(1,238,502)	(3,105,326)	(20,072)	(2%)
Recreation and Culture	(1,054,085)	(1,444,096)	(3,406,001)	390,011	27%
Transport	(733,079)	(1,165,057)	(2,878,042)	431,978	37%
Economic Services	(182,206)	(217,612)	(392,524)	35,406	16%
Other Property and Services	(6,516)	(18,281)	(16,068)	11,765	64%
Total Operating Expenditure	(3,902,616)	(4,856,845)	(11,471,949)	954,229	20%
Adjustments for Non Cash					
(Profit)/Loss on Asset Disposal	0	0	0	0	
Movement in Deferred Pensioners	21,482	0	0	21,482	
Movement in Employee Benefit Provi	0	0	0	0	
Depreciation	0	867,054	2,080,737	(867,054)	(100%)
Total Adjustments for Non Cash	21,482	867,054	2,080,737	(845,572)	(98%)
Capital Expense and Revenue					
Additions - Furniture & Equipment	(66,525)	(60,845)	(146,014)	(5,680)	(9%)
Additions - Land & Buildings	(61,735)	(171,674)	(331,500)	109,939	64%
Additions - Plant & Equipment	(275,523)	(357,500)	(357,500)	81,977	23%
Additions - Roads	(256,368)	(234,000)	(641,800)	(22,368)	(10%)
Additions - Car Parks	(185,417)	(204,000)	(204,000)	18,583	9%
Additions - Footpaths	(338,575)	(439,255)	(514,155)	100,680	23%
Additions - Drainage	(4,500)	(4,167)	(10,000)	(333)	(8%)
Additions - Parks & Reserves	(9,395)	(36,252)	(45,000)	26,857	74%
Additions - Miscellaneous	(47,480)	(32,000)	(202,000)	(15,480)	(48%)
Additions - Street Furniture	(139,843)	0	0	(139,843)	
Additions - Right of Ways	0	(81,200)	(81,200)	81,200	100%
Additions - Irrigation	(1,206)	(8,334)	(20,000)	7,128	86%
Proceeds from Disposal of Assets	96,995	159,750	179,750	(62,755)	39%
Proceeds from New Loans	0	0	0	0	
Principal Repayments/Disbursements	(176,223)	(176,223)	(357,642)	0	0%
Self Supporting Principal Repayment	22,541	22,541	45,755	0	0%
Transfer from Reserves	207,323	369,323	379,323	(162,000)	44%
Transfer to Reserves	(39,322)	(36,022)	(58,782)	(3,300)	(9%)
Total Capital Expense and Revenue	(1,275,253)	(1,289,858)	(2,364,765)	14,605	1%
Opening Surplus / (Deficit)	1,005,515	643,339	643,339	362,176	56%
Closing Surplus / (Deficit)	5,600,875	4,973,611	0	627,264	13%
AMOUNT REQUIRED FROM RATES	(8,457,579)	(8,423,692)	(8,423,692)	(33,887)	(0%)

TOWN OF COTTESLOE

OPERATING STATEMENT BY PROGRAM

FOR THE PERIOD ENDED 1 JULY 2013 TO 30 NOVEMBER 2013

	2013-2014 Actual \$	2013-2014 YTD Budget \$	2013-2014 Budget \$	Variances Budget to YTD Actual \$	Variances Budget to YTD Actual %
Revenue from Ordinary Activities					
General Purpose Funding	8,687,944	8,602,107	8,818,633	85,837	1%
Governance	56,055	42,814	53,750	13,241	31%
Law, Order and Public Safety	20,498	7,457	15,100	13,041	175%
Health	71,683	70,920	78,710	763	1%
Education and Welfare	16,149	9,168	30,500	6,981	2,780%
Community Amenities	264,000	200,781	469,005	63,219	(29%)
Recreation and Culture	141,958	137,459	352,842	4,499	108%
Transport	285,276	165,127	550,900	120,149	(43%)
Economic Services	94,547	51,131	122,700	43,416	(84%)
Other Property and Services	8,359	8,959	21,500	(600)	(7%)
Total Operating Revenue	9,646,469	9,295,923	10,513,640	350,546	4%
Expenses from Ordinary Activities					
General Purpose Funding	(102,041)	(105,623)	(243,477)	3,582	3%
Governance	(292,202)	(349,943)	(679,642)	57,741	17%
Law, Order and Public Safety	(109,691)	(116,809)	(276,161)	7,118	6%
Health	(83,410)	(102,412)	(245,751)	19,002	19%
Education and Welfare	(80,812)	(98,095)	(227,957)	17,283	18%
Community Amenities	(1,258,574)	(1,238,502)	(3,105,326)	(20,072)	(2%)
Recreation and Culture	(900,698)	(1,291,672)	(3,040,209)	390,974	30%
Transport	(733,079)	(1,165,057)	(2,878,044)	431,978	37%
Economic Services	(182,206)	(217,612)	(392,524)	35,406	16%
Other Property and Services	(6,517)	(18,281)	(16,068)	11,764	64%
Total Operating Expenditure	(3,749,230)	(4,704,006)	(11,105,159)	954,776	20%
Borrowing Costs					
Governance	0	(415)	(1,000)	415	100%
Recreation and Culture	(153,386)	(152,424)	(365,792)	(962)	(1%)
Total Borrowing Costs	(153,386)	(152,839)	(366,792)	(547)	(0%)
Grants/Contributions for Asset Development					
Transport	114,000	314,000	599,000	(200,000)	(64%)
Total Grants/Contributions for Asset Development	114,000	314,000	599,000	(200,000)	(64%)
Profit/ (Loss) on Asset Disposal					
Governance	0	0	0	0	
Community Amenities	0	0	0	0	
Recreation and Culture	0	0	0	0	
Transport	0	0	0	0	
Other Property and Services	0	0	0	0	
Total Profit/ (Loss) on Asset Disposal	0	0	0	0	
NET PROFIT OR LOSS	5,857,853	4,753,078	(359,311)	1,104,775	(23%)

TOWN OF COTTESLOE

OPERATING STATEMENT BY NATURE & TYPE

FOR THE PERIOD ENDED 1 JULY 2013 TO 30 NOVEMBER 2013

	2013-2014 YTD Actual \$	2013-2014 YTD Budget \$	2013-2014 Adopted Budget \$	Variances Budget to Actual YTD \$	Variances Budget to Actual YTD %
Operating Revenue					
Rates	8,466,301	8,423,694	8,423,694	42,607	1%
Grants - Operating	84,442	85,605	158,289	(1,163)	(1%)
Fees & Charges	829,664	597,570	1,432,180	232,094	39%
Interest Earnt	124,114	84,412	219,500	39,702	47%
Other Revenue	141,947	104,642	279,977	37,305	36%
Total Operating Revenue	9,646,468	9,295,923	10,513,640	350,545	4%
Operating Expenditure					
Employee Costs	(1,379,719)	(1,442,802)	(3,649,000)	63,083	4%
Contractors and Materials	(1,974,585)	(1,692,886)	(4,000,000)	(281,699)	(17%)
Depreciation	0	(867,054)	(2,080,737)	867,054	100%
Insurance	(185,998)	(174,007)	(150,000)	(11,991)	(7%)
Interest Expense	(153,386)	(152,839)	(366,792)	(547)	(0%)
Utility Costs	(88,588)	(131,268)	(335,000)	42,680	33%
Other Expenses	(120,339)	(395,989)	(890,422)	275,650	70%
Total Operating Expenditure	(3,902,615)	(4,856,845)	(11,471,951)	954,230	20%
Grants/Contributions - Non Operating	114,000	314,000	599,000	(200,000)	(64%)
Profit on Asset Disposals	0	0	0	0	
Loss on Asset Disposals	0	0	0	0	
NET PROFIT OR LOSS	5,857,853	4,753,078	(359,311)	1,104,775	23%

TOWN OF COTTESLOE
STATEMENT OF FINANCIAL POSITION
FOR THE PERIOD 1 JULY 2013 TO 30 NOVEMBER 2013

	2013-2014 YTD Actual	2012-2013 YTD Actual	2012-2013 Actual
CURRENT ASSETS			
Receivables			
Rates	2,402,499	2,403,164	56,450
Sundry Debtors	82,549	67,882	173,128
Accrued Income	25,326	70,422	19,329
Self Supporting Loans	23,214	21,888	45,755
Other	(4)	0	0
Inventories			
Stock - Books	41,554	46,125	41,554
Cash Assets			
Municipal Account	127,414	104,975	61,590
Till Floats	700	700	370
Investment Account	260,639	583,935	24,588
Term Investments	4,707,669	4,183,258	1,503,782
Restricted - Reserves	1,129,385	883,877	1,297,386
Restricted - Trust	599,376	572,693	599,426
TOTAL CURRENT ASSETS	9,400,321	8,938,919	3,823,358
CURRENT LIABILITIES			
Payables	950,111	884,761	166,512
Payable Trust	657,489	626,703	604,125
Accrued Expenses	1,031,995	417,778	704,064
Interest Bearing Liabilities	181,419	171,178	357,642
Provisions	583,471	446,323	584,942
TOTAL CURRENT LIABILITIES	3,404,485	2,546,743	2,417,285
NON CURRENT ASSETS			
Receivables			
Deferred Rates & ESL	177,114	202,338	198,596
Self Supporting Loans	291,857	337,611	291,857
Property Plant and Equipment			
Furniture and Equipment	450,907	366,162	384,382
Land and Buildings	12,159,725	12,038,824	12,097,990
Plant and Equipment	933,412	649,344	754,885
Equity Investments	1,055,450	1,213,798	1,055,450
Infrastructure			
Roads	7,057,943	6,819,473	6,801,575
Car Parks	704,890	9,120	519,473
Footpaths	2,042,205	1,766,711	1,703,630
Drainage	3,451,527	3,504,697	3,447,027
Parks and Reserves	176,274	168,392	166,879
Miscellaneous	753,034	696,664	705,554
Street Furniture	354,199	223,469	214,356
Right of Ways	198,170	201,495	198,170
Irrigation	286,933	325,879	285,727
TOTAL NON CURRENT ASSETS	30,093,640	28,523,977	28,825,551
NON CURRENT LIABILITIES			
Interest Bearing Liabilities	5,513,130	5,870,772	5,513,130
Provisions	64,648	53,320	64,648
TOTAL NON CURRENT LIABILITIES	5,577,778	5,924,092	5,577,778
NET ASSETS	30,511,698	28,992,061	24,653,846

TOWN OF COTTESLOE
STATEMENT OF FINANCIAL POSITION
FOR THE PERIOD 1 JULY 2013 TO 30 NOVEMBER 2013

	2013-2014 YTD Actual	2012-2013 YTD Actual	2012-2013 Actual
EQUITY			
Reserves - Cash Backed	1,129,386	883,879	1,297,388
Reserves - Asset Revaluation	239,554	98,818	239,554
Retained Surplus	<u>29,142,758</u>	<u>28,009,364</u>	<u>23,116,904</u>
TOTAL EQUITY	<u>30,511,698</u>	<u>28,992,061</u>	<u>24,653,846</u>
RESERVES - CASH BACKED			
Opening Balance	938,931	1,011,812	938,932
Transfer to Reserves	983,910	13,199	944,588
Transfer from Reserves	<u>(793,455)</u>	<u>(141,132)</u>	<u>(586,132)</u>
TOTAL RESERVES - CASH BACKED	1,129,386	883,879	1,297,388
RESERVES - ASSET REVALUATION			
Opening Balance	<u>239,554</u>	<u>98,818</u>	<u>239,554</u>
TOTAL RESERVES - ASSET REVALUATION	239,554	98,818	239,554
RETAINED SURPLUS			
Opening Balance	23,475,360	22,979,287	23,078,105
Change in Net Assets from Operations	5,857,853	4,902,144	397,255
Transfer from Reserve	793,455	141,132	586,132
Transfer to Reserve	<u>(983,910)</u>	<u>(13,199)</u>	<u>(944,588)</u>
TOTAL RETAINED SURPLUS	29,142,758	28,009,364	23,116,904
TOTAL EQUITY	<u>30,511,698</u>	<u>28,992,061</u>	<u>24,653,846</u>

TOWN OF COTTESLOE

SURPLUS/(DEFICIT) ANALYSIS

FOR THE PERIOD 1 JULY 2013 TO 30 NOVEMBER 2013

	YTD Actual \$	2013 \$
Surplus/(Deficit)	5,600,875	1,005,515
<u>Comprises:</u>		
Cash - Unrestricted	5,038,309	1,587,324
Cash - Restricted	1,129,385	1,370,267
Unspent Grant Transfer	0	3,006
Rates - Current	2,402,499	56,450
Sundry Debtors	82,549	173,128
Accrued Income	25,326	19,329
GST Receivable	(4)	53,780
Other Tax Debtors	0	295
Inventories		
- History Books	41,554	41,554
Less:		
Reserves - Restricted Cash	(1,129,385)	(1,370,267)
Sundry Creditors	(950,111)	(152,770)
Accrued Expenses	(871,015)	(459,013)
Accrued Interest on Debentures	(71,586)	(104,205)
Accrued Salaries and Wages	(89,394)	(140,846)
Other Tax Liabilities	0	(72,519)
Current Employee Benefits Provision	(583,471)	(584,942)
Add back: Component of Leave Liability not required to be funded	583,471	584,942
Other	(7,252)	0
Surplus/(Deficit)	5,600,875	1,005,515

TOWN OF COTTESLOE

STATEMENT OF FINANCIAL ACTIVITY - VARIANCE ANALYSIS
FOR THE PERIOD ENDED 1 JULY 2013 TO 30 NOVEMBER 2013

Note 2. VARIANCES (Report on material variances from the Statement of Financial Activity).
(Material variances are deemed to be greater than 15% or \$25,000)

OPERATING REVENUE

<u>Program/Nature & Type</u>	<u>YTD Actual</u> \$	<u>YTD Budget</u> \$	<u>Variance</u> \$	<u>Variance</u> %	<u>Impact of Variation</u>	<u>Main Factors</u> \$	<u>Manager</u>	<u>Officer</u>	<u>Main Factors Influencing Variance</u>
General Purpose Funding	221,643	178,413	43,230	24%	Extra revenue	47,279	FM	FM	Interim rates
Governance	56,055	42,814	13,241	31%	Timing	17,454	FM	FM	Timing of reimbursements
Law, Order & Public Safety	20,498	7,457	13,041	175%	Timing Extra revenue	4,898 4,836	FM FM	FM FM	Timing of reimbursements Income from cat registrations
Education & Welfare	16,149	9,168	6,981	76%	Timing	5,488	FM	FM	Timing of fees and charges
Community Amenities	264,000	200,781	63,219	31%	Possibly extra revenue	29,642	MDS	MDS	Extra town planning fees Extra income from the sale of a renewable energy certificate
Transport	399,276	479,127	(79,851)	(17%)	Extra revenue Timing	10,309 15,754	MDS MDS	SO SO	Timing of sustainability contributions
Economic Services	94,947	51,131	43,816	86%	Possibly extra revenue	119,747 200,000	MCCS MES	SR MES	Extra revenue from parking Timing of grant contributions
			29,401		BS	BS	BS	BS	Extra building application fees

TOWN OF COTTESLOE

STATEMENT OF FINANCIAL ACTIVITY - VARIANCE ANALYSIS
FOR THE PERIOD ENDED 1 JULY 2013 TO 30 NOVEMBER 2013

Note 2. VARIANCES (Report on material variances from the Statement of Financial Activity)

OPERATING EXPENDITURE

<u>Program/Nature & Type</u>	<u>YTD Actual</u> \$	<u>YTD Budget</u> \$	<u>Variance</u> \$	<u>Variance</u> %	<u>Impact of Variation</u>	<u>Main Factors</u> \$	<u>Manager</u>	<u>Officer</u>	<u>Main Factors Influencing Variance</u>
Governance	(292,202)	(350,358)	58,156	17%	Timing	50,524	FM	FM	Timing of depreciation
Health	(83,410)	(102,412)	19,002	19%	Possible savings	10,047	PEHO	PEHO	Timing of health wages and superannuation
Education & Welfare	(80,812)	(98,095)	17,283	18%	Timing	10,238	MES	MES	Timing of property maintenance
Recreation & Culture	(1,054,085)	(1,444,096)	390,011	27%	Timing	231,312	FM	FM	Timing of depreciation Coast Care employee not employed directly by perth Region NRM, corresponding change to revenue
					Contract change Timing	30,138	FM	FM	Timing of beach contractors
					Timing	16,255	FM	FM	Timing of parks maintenance
						52,420	FM	FM	
Transport	(733,079)	(1,165,057)	431,978	37%	Timing	515,202	FM	FM	Timing of depreciation
						(56,906)	MES	FM	Timing of street tree maintenance
Economic Services	(182,206)	(217,612)	35,406	16%	Timing	24,067	BS	BS	Timing of contractors
Other Property & Services	(6,516)	(18,281)	11,765	64%	Timing	(11,765)	FM	FM	Allocation of public works overheads and plant costs

TOWN OF COTTESLOE

STATEMENT OF FINANCIAL ACTIVITY - VARIANCE ANALYSIS
FOR THE PERIOD ENDED 1 JULY 2013 TO 30 NOVEMBER 2013

Note 2. VARIANCES (Report on material variances from the Statement of Financial Activity).

CAPITAL, NON CASH & RESERVE TRANSFERS

<u>Program/Nature & Type</u>	<u>YTD Actual</u> \$	<u>YTD Budget</u> \$	<u>Variance</u> \$	<u>Variance</u> %	<u>Impact of Variation</u>	<u>Main Factors</u>	<u>Manager</u>	<u>Officer</u>	<u>Main Factors Influencing Variance</u>
<u>Non Cash</u>									
Depreciation	-	867,054	(867,054)	(100%)	Non cash item	(867,054)	FM	FM	Timing of depreciation
<u>Capital Expenditure</u>									
- Land & Buildings	(61,735)	(171,674)	109,939	64%	Timing	109,939	MES	FM	Timing of expenditure
- Plant & Equipment	(275,523)	(357,500)	81,977	23%	Timing	81,977	MES	FM	Timing of plant and vehicle purchases
- Infrastructure Footpaths	(338,575)	(439,255)	100,680	23%	Timing	100,680	MES	FM	Timing of footpath construction
- Infrastructure Parks & Reserves	(9,395)	(36,252)	26,857	74%	Timing	26,857	MES	MES	Timing of parks construction

TOWN OF COTTESLOE

**STATEMENT OF FINANCIAL ACTIVITY - VARIANCE ANALYSIS
FOR THE PERIOD ENDED 1 JULY 2013 TO 30 NOVEMBER 2013**

Note 2. VARIANCES (Report on material variances from the Statement of Financial Activity).
CAPITAL, NON CASH & RESERVE TRANSFERS - Continued

<u>Program/Nature & Type</u>	<u>Variance</u> \$	<u>Variance</u> %	<u>Manager</u>	<u>Officer</u>	<u>Main Factors Influencing Variance</u>
- Infrastructure Miscellaneous	(47,480)	(32,000)	(15,480)	(48%)	Extra expenditure (15,480) MES FM CCTV installed at Station Street
- Infrastructure Street Furniture	(139,843)	0	(139,843)		Extra expenditure (139,843) MDS PEHO Budget amendment - new three bin system
- Infrastructure Right Of Ways	0	(81,200)	81,200	100%	Timing MES FM Timing of ROW construction
- Infrastructure Irrigation	(1,206)	(8,334)	7,128	86%	Timing MES FM Timing of irrigation construction
<u>CAPITAL, NON CASH & RESERVE TRANSFERS (Cont'd)</u>					
	<u>Variance</u> \$	<u>Variance</u> %	<u>Manager</u>	<u>Officer</u>	<u>Main Factors Influencing Variance</u>
- Proceeds from Disposal of Assets	96,995	159,750	(62,755)	39%	Timing FM FM Timing of disposals (62,755)
- Transfers from Reserves	207,323	369,323	(162,000)	44%	Timing FM FM Timing of transfers from reserves (162,000)

TOWN OF COTTESLOE

LIST OF ACCOUNTS PAID DURING NOVEMBER 2013 AND PRESENTED TO A MEETING OF THE WORKS & CORPORATE SERVICES COMMITTEE HELD ON 10 DECEMBER 2013

CERTIFICATE OF CHIEF EXECUTIVE OFFICER



<u>Date</u>	<u>Payment Reference</u>	<u>Payee</u>	<u>Description</u>	<u>Amount</u>
6/11/2013	00024426	Colonial First State Rollover	Superannuation contributions	\$ 161.43
6/11/2013	00024427	ING DIRECT Superannuation Fund	Superannuation contributions	\$ 153.87
6/11/2013	00024428	Kinetic Superannuation	Superannuation contributions	\$ 235.67
6/11/2013	00024429	REST Superannuation	Superannuation contributions	\$ 51.06
6/11/2013	00024430	Sunsuper Superannuation Fund	Superannuation contributions	\$ 319.57
6/11/2013	00024431	WA Super	Superannuation contributions	\$ 14,751.86
7/11/2013	00024432	Rokbuild Pty Ltd	Bond refund	\$ 1,000.00
7/11/2013	00024433	J C Travers	Bond refund	\$ 1,000.00
7/11/2013	00024434	Planning Solutions (Aust) Pty Ltd	Application Withdrawn	\$ 333.00
7/11/2013	00024435	R White	Key deposit refund	\$ 40.00
7/11/2013	00024436	James O'Neill	Beach wedding refund	\$ 160.00
13/11/2013	00024437	Alinta	Usage charge 26 Jul - 23 Oct 13	\$ 94.35
13/11/2013	00024438	BCITF	BCITF OCT 2013	\$ 4,187.59
13/11/2013	00024439	Smart Parking Ltd	Maintenance fee - Oct 13	\$ 1,022.54
13/11/2013	00024440	Synergy	Supply various locations 30 Aug - 30 Oct 13	\$ 12,802.40
13/11/2013	00024441	Telstra Corporation Limited	Charge various locations 28 Oct - 27 Nov 13	\$ 1,196.28
13/11/2013	00024442	Water Corporation	Water usage various locations	\$ 916.56
13/11/2013	00024443	M D & M J Softley	Overpayment Refund	\$ 3,769.52
13/11/2013	00024444	Poulter Installations	Application Withdrawn	\$ 85.50

<u>Date</u>	<u>Payment Reference</u>	<u>Payee</u>	<u>Description</u>	<u>Amount</u>
13/11/2013	00024445	M G C Allsopp	Overpayment Refund	\$ 423.66
13/11/2013	00024446	I Mitchell	Bond refund	\$ 200.00
13/11/2013	00024447	Softwood Timberyards T/A Patioliving	Bond refund	\$ 1,000.00
19/11/2013	00024448	Building Commission	BSL October 2013	\$ 4,517.31
19/11/2013	00024449	Water Corporation	Water usage various locations	\$ 1,948.64
20/11/2013	00024450	Colonial First State Rollover	Superannuation contributions	\$ 161.43
20/11/2013	00024451	ING DIRECT Superannuation Fund	Superannuation contributions	\$ 153.87
20/11/2013	00024452	Kinetic Superannuation	Superannuation contributions	\$ 235.67
20/11/2013	00024453	Sunsuper Superannuation Fund	Superannuation contributions	\$ 319.56
20/11/2013	00024454	WA Super	Superannuation contributions	\$ 14,645.95
21/11/2013	00024455	Synergy	Superannuation contributions	\$ 992.85
21/11/2013	00024456	Water Corporation	Supply various locations 10 Sep - 12 Nov	\$ 2,865.18
28/11/2013	00024457	Advanced Electrical Equipment	Water usage various locations 1 Nov - 31 Dec	\$ 84.70
28/11/2013	00024458	H I Burke	Concrete cable pit for disability access	\$ 2,200.00
28/11/2013	00024459	P R Jeanes	Elected member expense claim	\$ 6,250.00
28/11/2013	00024460	Perth Region NRM	Payment of staff entitlements	\$ 7,015.02
28/11/2013	00024461	S J Pywis	Elected member expense claim	\$ 5,500.00
28/11/2013	00024462	V I Strzina	Elected member expense claim	\$ 3,300.00
28/11/2013	00024463	Synergy	Supply 13 Sep - 12 Nov 13	\$ 25.00
28/11/2013	00024464	Town of Cambridge	Design of graphics	\$ 275.00
28/11/2013	00024465	Town of Cottesloe	Deposit of funds for an unrepresented cheque	\$ 2.00
28/11/2013	00024466	Owners of Parkland House	Overpayment refund	\$ 81.23
28/11/2013	00024467	A Goold	Bond refund	\$ 200.00
28/11/2013	00024468	Lorraine Court	Refund for replacement bin fee - bin found	\$ 40.00
28/11/2013	00024469	Sharon Creasy	Refund - replacement bin fee - bin found	\$ 40.00
28/11/2013	00024470	J Morrison	Key & bond refund - Lesser Hall hire	\$ 140.00
28/11/2013	00024471	R Wylde	Bond refund - Memorial Hall hire	\$ 200.00
28/11/2013	00024472	K Pope	Key & bond - Lesser Hall hire	\$ 140.00
28/11/2013	00024473	C A Green	Bond refund	\$ 1,000.00
28/11/2013	00024474	Davrob Construction & Project Management	Bond refund	\$ 1,000.00
28/11/2013	00024475	OPM(2012) Pty Ltd T/A Jason Mazda	New passenger vehicle	\$ 38,050.50
4/11/2013	699.1098	National Australia Bank Business Visa	Monthly credit card fee	\$ 9.00
8/11/2013	700.1020	By Word of Mouth Pty Ltd	Catering services	\$ 1,142.90
8/11/2013	700.103	Benara Nurseries	Variety of plants	\$ 2,491.50
8/11/2013	700.1042	Recall Information Management Pty Ltd	Secure bin shredding services	\$ 79.73
8/11/2013	700.1185	Cool Clear Water Group Ltd	Service/maintenance of water dispenser	\$ 198.00
8/11/2013	700.1398	LGIS	Insurance premiums for Council	\$ 127,529.85
8/11/2013	700.1473	Eco Resources Pty Ltd	Waste disposal fee	\$ 3,960.00

<u>Date</u>	<u>Payment Reference</u>	<u>Payee</u>	<u>Description</u>	<u>Amount</u>
8/11/2013	700.1582	Snap Claremont	Plan printing	\$ 69.40
8/11/2013	700.1591	Labourforce Impex Personnel Pty Ltd	Temporary depot staff w/e 27 Oct 13	\$ 3,125.91
8/11/2013	700.1626	Young's Plumbing Service Pty Ltd	Plumbing work south of Indiana's	\$ 357.50
8/11/2013	700.1637	Playright Australia Pty Ltd	Playground repairs at Civic Centre	\$ 1,545.50
8/11/2013	700.1653	Chamberlain Dean Pty Ltd	Temporary depot staff w/e 1 Nov 13	\$ 1,643.44
8/11/2013	700.1705	Urban Fountains & Furniture Pty Ltd	Drinking fountain, Tap and Dog attachment	\$ 4,301.00
8/11/2013	700.185	Miracle Recreation Equipment	2 Memorial bench seats	\$ 3,740.00
8/11/2013	700.201	Environmental Printing Company	Stationery order	\$ 341.00
8/11/2013	700.25	P & A Hughes & Sons	Installation Station St sump head wall & drain cover	\$ 544.50
8/11/2013	700.35	Cottesloe IGA	Hardware supplies	\$ 23.52
8/11/2013	700.37	Staples Australia Pty Ltd	Hardware and stationery supplies	\$ 1,099.52
8/11/2013	700.44	UHY Haines Norton Chartered Accountants	Staff training	\$ 220.00
8/11/2013	700.46	Professional Tree Surgeons	Removal of dead tree - Grant St	\$ 1,562.00
8/11/2013	700.48	Cannon Hygiene Australia Pty Ltd	Monthly sanitary unit service	\$ 544.75
8/11/2013	700.525	GC Sales (WA)	100 yellow wheels	\$ 550.00
8/11/2013	700.540	Kerb Doctor	Barrier kerbs various locations	\$ 8,074.00
8/11/2013	700.541	Signs Plus	Name badges	\$ 18.00
8/11/2013	700.544	B M Pember	Consulting services	\$ 1,443.75
8/11/2013	700.55	Shire of Peppermint Grove	Quarterly contribution - Library - Oct - Dec 13	\$ 158,120.86
8/11/2013	700.607	Turf Care WA Pty Ltd	Verti drain Harvey Field & Cott Oval	\$ 2,805.00
8/11/2013	700.79	Perth Irrigation Centre	Irrigation hardware supplies	\$ 240.00
8/11/2013	700.822	Coda Studio Pty Ltd	Architectural services - Napier/Marine Pde public amenities	\$ 9,092.60
8/11/2013	700.85	Western Metropolitan Regional Council	Transfer station waste disposal	\$ 11,586.24
8/11/2013	700.89	Major Motors Pty Ltd	Service 3T truck	\$ 181.50
12/11/2013	701.3	Department of Human Services	Payroll Deduction	\$ 297.08
12/11/2013	701.5	LGRCEU	Payroll Deduction	\$ 155.20
13/11/2013	702.51	Westnet Pty Ltd	Internet access - 1 Nov - 1 Dec 13	\$ 156.32
14/11/2013	703.1020	By Word of Mouth Pty Ltd	Catering services	\$ 797.50
14/11/2013	703.105	Active Transport & Tilt Tray Service	Tow abandoned vehicle	\$ 99.00
14/11/2013	703.1083	Zip Heaters (Aust) Pty Ltd	Repair low flow rate water dispenser	\$ 394.79
14/11/2013	703.114	Creation Landscape Supplies	Supply of white sand	\$ 459.00
14/11/2013	703.122	Jackson McDonald Lawyers	Legal services	\$ 11,996.65
14/11/2013	703.1229	The Planning Group WA Pty Ltd	Depot design advice	\$ 1,568.88
14/11/2013	703.1239	One Fire Group	Quarterly inspection of fire indicator panel 10 Oct - 9 Jan 14	\$ 302.50
14/11/2013	703.132	Landfill Gas & Power Pty Ltd	Black power supply 1 Oct - 1 Nov 13	\$ 2,528.48
14/11/2013	703.1377	Harvey Norman	Hardware supplies	\$ 305.00
14/11/2013	703.139	Australia Post	Daily mail delivered/pick-up - Oct 13	\$ 1,126.75
14/11/2013	703.142	WestTrac Pty Ltd	Repairs - Skid steer loader	\$ 3,179.84

<u>Date</u>	<u>Payment Reference</u>	<u>Payee</u>	<u>Description</u>	<u>Amount</u>
14/11/2013	703.1458	Enware Australia Pty Ltd	Hardware supplies	\$ 1,784.48
14/11/2013	703.146	Bring Couriers	Courier service	\$ 37.17
14/11/2013	703.1473	Eco Resources Pty Ltd	Receive waste/rubble from depot	\$ 1,980.00
14/11/2013	703.1493	Need A Bin	Monthly site fee for E-waste bin	\$ 66.00
14/11/2013	703.15	Poolegrave Engravers	Memorial plaques	\$ 198.00
14/11/2013	703.1576	Edinger Real Estate	Monthly lease fee Stack St depot - Dec 13	\$ 14,391.66
14/11/2013	703.1582	Snap Claremont	Plan printing	\$ 11.00
14/11/2013	703.1588	Proplane	Grind kerbs in Windsor, William and Salvado St	\$ 4,307.60
14/11/2013	703.1653	Chamberlain Dean Pty Ltd	Temporary depot staff w/e 8 Nov 13	\$ 1,022.14
14/11/2013	703.1666	Macfield Construction Pty Ltd	Cottesloe Beach Disability Access Path	\$ 95,770.80
14/11/2013	703.1703	Photography Project Pty Ltd	Corporate photograph	\$ 214.50
14/11/2013	703.175	Dell Australia Pty Ltd	2 Dell Host 64GB, 24 & 48 port switch and 14.4 SAN	\$ 34,650.00
14/11/2013	703.187	WA Limestone Company	2 Semi loads Loam	\$ 907.06
14/11/2013	703.19	McLeods Barristers & Solicitors	Parking prosecutions and Annual Audit 2013	\$ 2,010.15
14/11/2013	703.20	Hillmack Sales (Australia) Pty Ltd	Kerb and footpath repairs	\$ 2,175.00
14/11/2013	703.26	Greenway Enterprises	Hardware supplies	\$ 624.56
14/11/2013	703.32	D Derwin	Reimbursement of telephone charge Aug - Oct 13	\$ 130.31
14/11/2013	703.35	Cottesloe IGA	Supplies for Coastcare event and Seniors Week	\$ 203.05
14/11/2013	703.37	Staples Australia Pty Ltd	Hardware supplies	\$ 225.39
14/11/2013	703.38	Veolia Environmental Services	Monthly site fee for depot hook bin	\$ 82.50
14/11/2013	703.47	Collisters Electrical	Test and tag electrical equipment at depot and Civic Centre	\$ 5,687.00
14/11/2013	703.62	Bunnings Group Ltd	Hardware supplies	\$ 19.76
14/11/2013	703.674	Gronbek Security	Security keys	\$ 61.00
14/11/2013	703.680	G M Bolland	Elected member expense claim	\$ 3,345.21
14/11/2013	703.77	Galvins Plumbing Supplies	Water filter for staffroom	\$ 117.57
14/11/2013	703.84	West Australian Local Government Association	Elected member course	\$ 61.50
14/11/2013	703.85	Western Metropolitan Regional Council	Transfer station waste disposal	\$ 21,359.22
14/11/2013	703.89	Major Motors Pty Ltd	Service 2T water truck	\$ 181.50
14/11/2013	703.908	Transpacific Cleanaway	Domestic and Commercial waste collection	\$ 41,354.52
14/11/2013	703.91	Claremont Asphalt	Repair asphalt Marine Pde	\$ 1,320.00
18/11/2013	704.176	Custom Service Leasing Pty Ltd	Fuel for custom fleet	\$ 8,092.93
22/11/2013	705.1099	O'Connor Lawnmower & Chainsaw Centre	Stihl power head with edger attachment	\$ 753.00
22/11/2013	705.1182	Raffaele Automotive Services	Service/repair fleet vehicle	\$ 1,114.00
22/11/2013	705.1183	L Halim	Reimbursement	\$ 193.40
22/11/2013	705.1286	Total Eden Pty Ltd	Irrigation hardware supplies	\$ 44.21
22/11/2013	705.1425	E O Pollis	Reimbursement of fuel	\$ 72.09
22/11/2013	705.1612	Catalyse Pty Ltd	Assisting with Strategic Community Plan	\$ 1,760.00
22/11/2013	705.1626	Young's Plumbing Service Pty Ltd	Plumbing work	\$ 4,258.60

<u>Date</u>	<u>Payment Reference</u>	<u>Payee</u>	<u>Description</u>	<u>Amount</u>
22/11/2013	705.1645	Swissclinical Australia Pty Ltd	Drycleaning	\$ 293.00
22/11/2013	705.1653	Chamberlain Dean Pty Ltd T/A Prime	Temporary depot staff w/e 15 Nov 13	\$ 1,543.23
22/11/2013	705.17	Post Newspaper Pty Ltd	Cottesloe Page publication - Post News	\$ 1,430.00
22/11/2013	705.1702	Total Business Technology Pty Ltd	Repair telephone system	\$ 253.00
22/11/2013	705.1706	Ian James Hocking	Heritage advice	\$ 3,234.00
22/11/2013	705.1714	Jones Lange LaSalle Advisory Service	Valuation services	\$ 6,600.00
22/11/2013	705.188	Bob Jane T-Mart	Replace tyre on graffiti trailer	\$ 85.00
22/11/2013	705.196	Key2Design	Cottesloe Cat summer 2013	\$ 2,618.00
22/11/2013	705.20	Hillmack Sales (Australia) Pty Ltd	Supply of footpath grano	\$ 390.00
22/11/2013	705.205	Cottesloe News Delivery	Daily newspapers from 29 Sep - 26 Oct 13	\$ 57.00
22/11/2013	705.22	Landgate - VGO	Fortnightly valuations 28 Sep - 11 Oct 1	\$ 148.90
22/11/2013	705.25	P & A Hughes & Sons	Waste removal	\$ 1,485.00
22/11/2013	705.35	Cottesloe IGA	Catering supplies	\$ 43.84
22/11/2013	705.37	Staples Australia Pty Ltd	Stationery order	\$ 6.60
22/11/2013	705.44	UHY Haines Norton Chartered Accountants	Audit services	\$ 412.50
22/11/2013	705.49	Charles Service Company	Cleaning services	\$ 4,749.80
22/11/2013	705.504	L & L Design Services	Design assistance - Forrest St carpark upgrade	\$ 1,770.00
22/11/2013	705.525	GC Sales (WA)	Bin parts	\$ 440.00
22/11/2013	705.555	K R Sputore	Reimbursement of meeting expenses	\$ 211.98
22/11/2013	705.75	Safety Zone Australia Pty Ltd	Safety wear	\$ 158.13
22/11/2013	705.77	Galvins Plumbing Supplies	Disabled seat for TAPPS community care	\$ 509.60
22/11/2013	705.79	Perth Irrigation Centre	Irrigation hardware supplies	\$ 321.25
22/11/2013	705.829	Screenlink Pty Ltd T/A Batteries Plus	Hardware supplies	\$ 264.00
22/11/2013	705.84	West Australian Local Government Association	Marketforce advertising Oct 13	\$ 5,373.23
22/11/2013	705.88	Ocean IT Pty Ltd	Monthly contract - Nov 13	\$ 9,452.18
22/11/2013	705.894	HISCO Hospitality & Healthcare	Hardware supplies	\$ 140.12
22/11/2013	705.900	Red 11	Computer hardware	\$ 547.16
22/11/2013	705.91	Claremont Asphalt	Construction of car parks	\$ 47,575.00
22/11/2013	705.951	Melville Subaru	Vehicle service	\$ 1,669.70
22/11/2013	705.955	Minuteman Press	Scanning Council minutes & committee agendas	\$ 330.00
22/11/2013	705.998	Road Signs Australia Pty Ltd	Street name plates	\$ 426.80
22/11/2013	706.3	Department of Human Services	Payroll Deduction	\$ 318.52
22/11/2013	706.5	LGRCEU	Payroll Deduction	\$ 155.20
29/11/2013	707.1020	By Word of Mouth Pty Ltd	Catering services	\$ 976.80
29/11/2013	707.103	Benara Nurseries	Various plants	\$ 4,491.74
29/11/2013	707.1116	Kyocera Mita Australia Pty Ltd	Photocopier/printing consumption - Oct	\$ 1,083.66
29/11/2013	707.1135	Lamp Replacements Australia Pty Ltd	Various light globes - Civic Centre	\$ 283.80
29/11/2013	707.1334	Down Under Stump Grinding Pty Ltd	Grind stumps at various sites	\$ 352.00

<u>Date</u>	<u>Payment Reference</u>	<u>Payee</u>	<u>Description</u>	<u>Amount</u>
29/11/2013	707.1361	Department of Transport	Monthly vehicle ownership search - Oct 1	\$ 1,265.20
29/11/2013	707.1479	Environmental Wastewater C S Pty Ltd	Street sweeping - Oct 13	\$ 6,885.47
29/11/2013	707.1498	Mosman Park Veterinary Hospital	Veterinary services	\$ 325.00
29/11/2013	707.1509	Mastec Australia Pty Ltd	Various size rubbish bins	\$ 3,006.04
29/11/2013	707.1558	Quality Press	3600 brochures - Green Waste Collection	\$ 778.80
29/11/2013	707.1575	Blairmount Investments Pty Ltd	Repair ride-on-mower trailer wiring	\$ 220.00
29/11/2013	707.1583	Information Proficiency	IM & ICT Support Program 27 Oct - 2 Nov	\$ 1,031.25
29/11/2013	707.1637	Playright Australia Pty Ltd	Hardware supplies	\$ 640.31
29/11/2013	707.1653	Chamberlain Dean Pty Ltd	Temporary depot staff w/e 22 Nov 13	\$ 1,002.10
29/11/2013	707.1708	Government of WA - Equal Opportunity	Staff training	\$ 990.00
29/11/2013	707.1710	Biff Communications Pty Ltd	Communications services	\$ 220.00
29/11/2013	707.1712	Direct Commercial Supplies	Hardware supplies	\$ 1,122.00
29/11/2013	707.1713	Metro Motors Holden	New passenger vehicle	\$ 37,551.55
29/11/2013	707.196	Key2Creative	Business cards	\$ 1,072.50
29/11/2013	707.22	Landgate - VGO	Fortnightly valuations 12-25 Oct 13	\$ 208.46
29/11/2013	707.24	Iron Mountain Australia Pty Ltd	Offsite storage of records - Oct 13	\$ 117.30
29/11/2013	707.25	P & A Hughes & Sons	Removal of rubble/waste 24 & 25 Oct 13	\$ 3,564.00
29/11/2013	707.37	Staples Australia Pty Ltd	Stationery order for records	\$ 29.59
29/11/2013	707.38	Veolia Environmental Services	Replacement hook bin - depot	\$ 539.46
29/11/2013	707.44	UHY Haines Norton Chartered Accountants	Registration for Fair Value Workshop	\$ 847.00
29/11/2013	707.510	Complete Pest Management Services	Monthly rat baiting at Cottesloe groyne	\$ 298.00
29/11/2013	707.540	Kerb Doctor	130 mtrs barrier kerb Napier St carpark	\$ 3,360.50
29/11/2013	707.545	Department of Fire & Emergency Services	Emergency services charges for Council properties	\$ 8,129.58
29/11/2013	707.608	Stewie Valentine Painting Service	Paint work @ Anderson Pavilion & Lesser Hall	\$ 407.00
29/11/2013	707.62	Bunnings Group Ltd	Hardware supplies	\$ 533.70
29/11/2013	707.656	Surf Life Saving Western Australia	Lifeguard services	\$ 29,181.43
29/11/2013	707.684	J F Walsh	Elected member expense claim	\$ 6,625.00
29/11/2013	707.70	Digital Mapping Solutions	GIS consulting services	\$ 1,716.00
29/11/2013	707.75	Safety Zone Australia Pty Ltd	Safety wear	\$ 242.89
29/11/2013	707.77	Galvins Plumbing Supplies	Plumbing supplies	\$ 7.46
29/11/2013	707.79	Perth Irrigation Centre	Irrigation hardware supplies	\$ 275.71
29/11/2013	707.85	Western Metropolitan Regional Council	Transfer station waste disposal	\$ 25,222.64
29/11/2013	707.87	Repro Auto Parts	Parts supplies for plant vehicles	\$ 114.05
29/11/2013	707.94	Insight CCS Pty Ltd	After hours answering service - Oct 13	\$ 376.09
29/11/2013	707.986	Colleagues Printing Solutions	800 permit sleeves	\$ 626.00
29/11/2013	707.998	Road Signs Australia Pty Ltd	Street name signs	\$ 167.20
1/11/2013		National Australia Bank	Bank fees	\$ 72.26
1/11/2013		Commonwealth Bank of Australia	Bank fees	\$ 267.72

<u>Date</u>	<u>Payment Reference</u>	<u>Payee</u>	<u>Description</u>	<u>Amount</u>
1/11/2013		National Australia Bank	Bank fees	\$ 287.39
1/11/2013		National Australia Bank	Bank fees	\$ 528.13
6/11/2013		Town of Cottesloe Staff	Fortnightly payroll	\$ 82,304.10
8/11/2013		Commonwealth Bank of Australia	New term deposit	\$ 300,000.00
15/11/2013		National Australia Bank	Bank fees	\$ 47.55
20/11/2013		Town of Cottesloe Staff	Fortnightly payroll	\$ 81,577.30
20/11/2013		National Australia Bank	Bank fees	\$ 87.73
29/11/2013		National Australia Bank	Bank fees	\$ 186.81
29/11/2013		National Australia Bank	Bank fees	\$ 228.79
29/11/2013		National Australia Bank	Bank fees	\$ 264.80
29/11/2013		National Australia Bank	Bank fees	\$ 283.74
29/11/2013		National Australia Bank	Bank fees	\$ 642.53
Grand Total				\$1,461,562.48

Pursuant to Regulation of 13(4) of the local Government (Financial Management) Regulations the total of all other outstanding accounts for payment as at the date of this payment listing being prepared is \$950,111

I hereby certify that the above schedule of accounts totalling \$1,461,562.48 as submitted to the Works & Corporate Services Committee meeting held on 10 December 2013

Signed (Chairperson of the Works & Corporate Services Committee)

TOWN OF COTTESLOE
RESERVES - CASH BACKED INVESTMENTS
FOR THE PERIOD ENDING 30 NOVEMBER 2013

	2013-2014 ACTUAL \$	2013-2014 BUDGET \$
1 Area Improvement		
Purpose: To fund the cost of improving facilities within the Municipality.		
Opening Balance	857	891
Transfer to Reserves	61	27
Transfer from Reserves	(918)	(918)
	0	-
2 Waste Management Reserve		
Purpose: To fund the improvement, replacement and expansion of waste management plant, equipment, facilities and services.		
Opening Balance	73,365	72,867
Transfer to Reserves	1,163	2,186
Transfer from Reserves	-	-
Closing Balance	74,528	75,053
3 Parking Reserve		
Purpose: To set aside funds from developers for the development of parking facilities		
Opening Balance	9,677	14,300
Transfer to Reserves	153	429
Transfer from Reserves	-	-
Closing Balance	9,830	14,729
4 Leave Reserve		
Purpose: To set asides funds to assist with the funding of unexpected employee entitlements		
Opening Balance	169,232	168,125
Transfer to Reserves	2,630	5,044
Transfer from Reserves	-	-
Closing Balance	171,862	173,169
5 Civic Centre Reserve		
Purpose: To fund the cost of upgrading the civic centre.		
Opening Balance	1,533	1,410
Transfer to Reserves	16	42
Transfer from Reserves	(1,452)	(1,452)
Closing Balance	97	-

TOWN OF COTTESLOE
RESERVES - CASH BACKED INVESTMENTS
FOR THE PERIOD ENDING 30 NOVEMBER 2013

	2013-2014 ACTUAL \$	2013-2014 BUDGET \$
6 Property Reserve		
Purpose: To contribute towards future property construction/renewal.		
Opening Balance	365,869	364,364
Transfer to Reserves	5,798	11,077
Transfer from Reserves	-	-
Closing Balance	<u>371,667</u>	<u>375,441</u>
7 Infrastructure Reserve		
Purpose: To contribute towards future infrastructure construction/renewal.		
Opening Balance	379,667	377,781
Transfer to Reserves	6,016	11,333
Transfer from Reserves	-	(162,000)
Closing Balance	<u>385,683</u>	<u>227,114</u>
8 Unspent Grants/Funds Reserve		
Purpose: To account for unspent grants/funds at year end		
Opening Balance	1,193	920
Transfer to Reserves	13	33
Transfer from Reserves	(953)	(953)
Closing Balance	<u>253</u>	<u>-</u>
9 Legal Reserve		
Purpose: To provide funds to provide for legal expenses		
Opening Balance	63,215	62,824
Transfer to Reserves	1,002	1,885
Transfer from Reserves	-	-
Closing Balance	<u>64,217</u>	<u>64,709</u>
10 Parking Facilities Reserve		
Purpose: To provide funds to provide for parking facilities		
Opening Balance	232,778	231,500
Transfer to Reserves	2,482	6,945
Transfer from Reserves	(204,000)	(204,000)
Closing Balance	<u>31,260</u>	<u>34,445</u>
11 Sustainability Reserve		
Purpose: To fund new or enhance existing Sustainability initiatives within the Town of Cottesloe		
Opening Balance	-	-
Transfer to Reserves	19,870	19,782
Transfer from Reserves	118	(10,000)
Closing Balance	<u>19,988</u>	<u>9,782</u>
Sub Total	<u>1,129,385</u>	<u>974,442</u>

TOWN OF COTTESLOE
RESERVES - CASH BACKED INVESTMENTS
FOR THE PERIOD ENDING 30 NOVEMBER 2013

	2013-2014 ACTUAL \$	2013-2014 BUDGET \$
12 Combined Library Reserve		
Purpose: To fund improvements at the Library		
Opening Balance	49,447	-
Transfer to Reserves	-	-
Transfer from Reserves	-	-
	<u>49,447</u>	<u>-</u>
TOTAL RESERVES	<u><u>1,178,832</u></u>	<u><u>974,442</u></u>

TOWN OF COTTESLOE

INVESTMENTS

SCHEDULE OF INVESTMENTS HELD AS AT 30 NOVEMBER 2013

BANK	RATE %	TERM	MATURITY DATE	MUNICIPAL INVESTMENTS	RESERVE FUND	COMMENTS
				\$	\$	
NATIONAL AUSTRALIA BANK	3.80%	180 DAYS	26-Feb-14	5,286.85		COTTESLOE PRIMARY SCHOOL
NATIONAL AUSTRALIA BANK	3.80%	180 DAYS	26-Feb-14	5,231.85		NORTH COTT PRIMARY SCHOOL
NATIONAL AUSTRALIA BANK	3.66%	90 DAYS	26-Feb-14	510,726.89		TERM INVESTMENT
WESTPAC	3.58%	92 DAYS	10-Feb-14	454,185.37		TERM INVESTMENT
BANKWEST	3.50%	90 DAYS	29-Jan-14	453,994.52		TERM INVESTMENT
NATIONAL AUSTRALIA BANK	3.34%	60 DAYS	13-Jan-14	479,462.40		TERM INVESTMENT
WESTPAC	3.63%	120 DAYS	27-Dec-13	490,000.00		TERM INVESTMENT
BANKWEST	3.50%	91 DAYS	3-Feb-14	754,331.51		TERM INVESTMENT
COMMONWEALTH BANK OF AUSTRALIA	3.44%	45 DAYS	16-Dec-13	754,449.45		TERM INVESTMENT
COMMONWEALTH BANK OF AUSTRALIA	3.43%	30 DAYS	9-Dec-13	300,000.00		TERM INVESTMENT
NATIONAL AUSTRALIA BANK	3.80%	90 DAYS	2-Dec-13	500,000.00		TERM INVESTMENT
BANKWEST	3.50%	98 DAYS	4-Mar-14		280,323.71	RESERVE FUND INVESTMENTS
COMMONWEALTH BANK OF AUSTRALIA	3.44%	35 DAYS	3-Dec-13		489,511.62	RESERVE FUND INVESTMENTS
NATIONAL AUSTRALIA BANK	3.68%	90 DAYS	10-Feb-14		359,549.68	RESERVE FUND INVESTMENTS
				<u>\$4,707,668.84</u>	<u>\$1,129,385.01</u>	

BANK	\$	%
NATIONAL	\$1,860,257.67	31.87
WESTPAC	\$944,185.37	16.18
BANKWEST	\$1,488,649.74	25.50
COMMONWEALTH	\$1,543,961.07	26.45
TOTAL	\$5,837,053.85	100.00

TOWN OF COTTESLOE

LOANS

SCHEDULE OF LOANS HELD AS AT 30 NOVEMBER 2013

BANK	REF NO.	RATE %	PERIOD	MATURITY DATE	BALANCE OWING	LAST INSTALMENT DATE	NEXT INSTALMENT DATE	CURRENT LIABILITY	NON-CURRENT LIABILITY	COMMENTS
WA TREASURY	104	5.85%	10 YEARS	20-Oct-14	\$25,472.86	21-Oct-13	21-Apr-14	\$12,555.92	\$12,916.94	COTTESLOE TENNIS CLUB
WA TREASURY	105	6.22%	15 YEARS	6-Oct-23	\$289,597.41	7-Oct-13	7-Apr-14	\$10,657.52	\$278,939.89	SEA VIEW GOLF CLUB
WA TREASURY	106	5.25%	10 YEARS	3-Apr-19	\$981,165.07	3-Oct-13	3-Apr-14	\$78,095.62	\$903,069.45	CAPITAL PROJECT - CIVIC CENTRE
WA TREASURY	107	6.51%	20 YEARS	16-Sep-29	\$4,398,313.57	16-Sep-13	17-Mar-14	\$80,109.61	\$4,318,203.96	CAPITAL PROJECT - JOINT LIBRARY
					<u>\$5,694,548.91</u>			<u>\$181,418.67</u>	<u>\$5,513,130.24</u>	
LOANS TO OTHER ENTITIES					\$315,070.27			\$23,213.44	\$291,856.83	
LOANS FOR TOC					\$5,379,478.64			\$158,205.23	\$5,221,273.41	
					<u>\$5,694,548.91</u>			<u>\$181,418.67</u>	<u>\$5,513,130.24</u>	

TOWN OF COTTESLOE

SUNDRY DEBTORS REPORT AS AT 30 NOVEMBER 2013

<u>Debtor Number</u>	<u>Nature Of Debt</u>	<u>3+ Months</u>	<u>2+ Months</u>	<u>1+ Month</u>	<u>Current</u>	<u>Balance</u>	<u>Status</u>
366	Health fees	\$4,438.40	\$0.00	\$0.00	\$0.00	\$4,438.40	Payment Arrangement
357	Health fees	\$3,250.00	\$0.00	\$0.00	\$0.00	\$3,250.00	Final demand sent
360	Health fees	\$2,960.00	\$0.00	\$0.00	\$0.00	\$2,960.00	Final demand sent
13	Waste collection fees	\$2,370.45	\$0.00	\$0.00	\$0.00	\$2,370.45	Sent to debt recovery
439	Health Prosecution Charges	\$2,000.00	\$0.00	\$0.00	\$0.00	\$2,000.00	Payment Arrangement
359	Health fees	\$1,378.00	\$0.00	\$0.00	\$0.00	\$1,378.00	Final demand sent
214	Health fees	\$1,325.00	\$0.00	\$0.00	\$0.00	\$1,325.00	Final demand sent
106	Health fees	\$860.00	\$0.00	\$0.00	\$0.00	\$860.00	Final demand sent
49	Waste collection fees	\$568.00	\$0.00	\$568.10	\$0.00	\$1,136.10	Payment Arrangement
390	Health fees	\$440.00	\$0.00	\$0.00	\$0.00	\$440.00	Final demand sent
3	Waste collection fees	\$344.70	\$0.00	\$114.99	\$0.00	\$459.69	Final demand sent
403	Venue hire	\$160.00	\$0.00	\$0.00	\$435.40	\$595.40	Final demand sent
454	Recycling of old bins	\$159.78	\$0.00	\$0.00	\$0.00	\$159.78	Final demand sent
39	Waste collection fees	\$114.90	\$0.00	\$114.99	\$0.00	\$229.89	Final demand sent
155	Grant funding	\$0.20	\$0.00	\$0.00	\$5,667.40	\$5,667.60	Statement sent
293	Venue hire	\$0.00	\$950.00	\$0.00	\$0.00	\$950.00	Final demand sent
311	Waste collection fees	\$0.00	\$0.00	\$2,949.70	\$0.00	\$2,949.70	Statement sent
128	Waste collection fees	\$0.00	\$0.00	\$784.94	\$0.00	\$784.94	Statement sent
26	Waste collection fees	\$0.00	\$0.00	\$487.50	\$0.00	\$487.50	Statement sent
444	Waste collection fees	\$0.00	\$0.00	\$405.60	\$0.00	\$405.60	Statement sent
59	Waste collection fees	\$0.00	\$0.00	\$229.97	\$0.00	\$229.97	Statement sent
114	Waste collection fees	\$0.00	\$0.00	\$162.50	\$0.00	\$162.50	Statement sent
481	Waste collection fees	\$0.00	\$0.00	\$97.30	\$0.00	\$97.30	Statement sent
93	Waste collection fees	\$0.00	\$0.00	\$81.25	\$0.00	\$81.25	Statement sent
119	Waste collection fees	\$0.00	\$0.00	\$81.25	\$0.00	\$81.25	Statement sent
81	Waste collection fees	\$0.00	\$0.00	\$0.08	\$243.67	\$243.75	Current
318	Venue hire	\$0.00	\$0.00	\$0.00	\$6,000.00	\$6,000.00	Current
176	Service provision	\$0.00	\$0.00	\$0.00	\$2,251.39	\$2,251.39	Current
493	Venue hire	\$0.00	\$0.00	\$0.00	\$2,224.00	\$2,224.00	Current
44	Reimbursement	\$0.00	\$0.00	\$0.00	\$1,149.98	\$1,149.98	Current
494	Grant funding	\$0.00	\$0.00	\$0.00	\$550.00	\$550.00	Current
98000	Business activity statement	\$0.00	\$0.00	\$0.00	\$36,629.39	\$36,629.39	Current
TOTAL		\$20,369.43	\$950.00	\$6,078.17	\$55,151.23	\$82,548.83	

Rates and Charges Analysis

For Financial Year 2014 Period 5 ,as at 2/12/2013



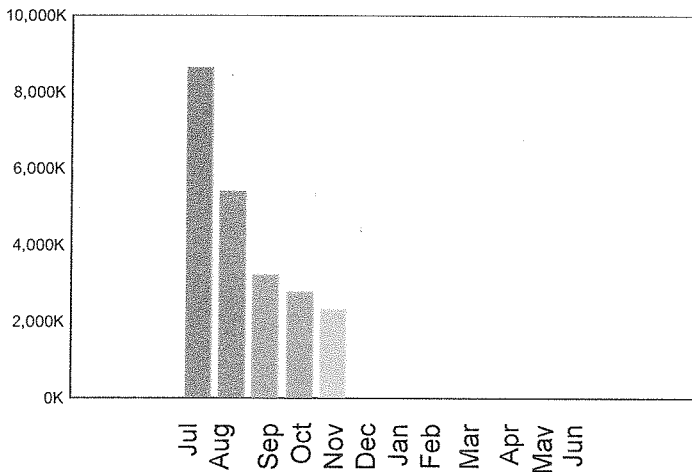
Amounts Levied and Outstanding

<u>Rate or Charge Type</u>	<u>Amount Levied This Year</u>	<u>Total Balance Outstanding</u>
GRV General Rate	8,470,332.33	1,816,169.70
Additional Bin	88,934.78	29,898.24
Credit Balances	0.00	-28,053.54
Swimming Pool	7,631.25	3,275.58
ESL Category 1	1,222,974.04	472,204.64
ESL Category 5	0.00	4.05
Instalment Fees	15,977.40	15,729.00
Instalment PreInterest	32,559.23	32,023.12
	9,838,409.03	2,341,250.79

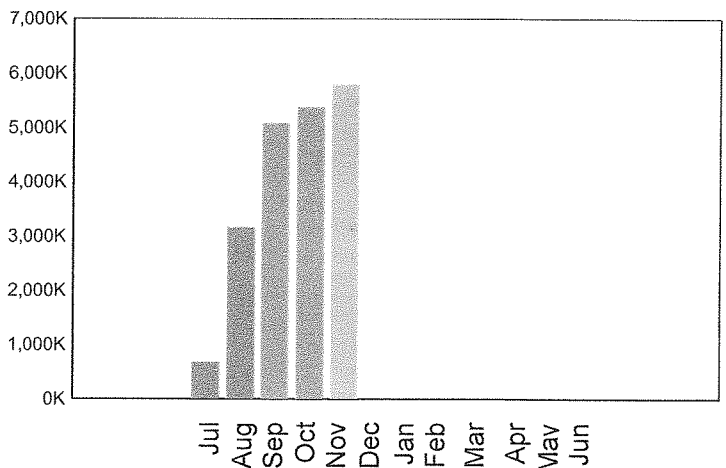
Analysis of Outstanding Balance

<u>Bfwd At 1 July</u>	<u>Levied YTD</u>	<u>Rebated</u>	<u>Receipted</u>	<u>Other Trans</u>	<u>Balance</u>
255,046.17	9,838,409.03	-568,196.60	-7,202,759.42	18,751.61	2,341,250.79
<u>Current</u>	<u>Arrears</u>	<u>Interest</u>	<u>Legal</u>	<u>Deferred</u>	<u>Balance</u>
2,099,286.42	39,719.43	22,523.85	2,607.06	177,114.03	2,341,250.79

Total Balance Outstanding By Month



YTD Collections By Month



Analysis of Assessments

Number of assessments	3,813
Number of assessments paid in full	2,180
Number of assessments with a balance outstanding	1,661
Number of assessments with arrears	204
Number of assessments on instalments	1,220
Number of assessments with pensioners or seniors	915
Number of assessments with deferred rates	28
Number of assessments with no payment yet	186

TOWN OF COTTESLOE

**CAPITAL WORKS PROGRAMME
FOR THE PERIOD ENDED 1 JULY 2013 TO 30 NOVEMBER 2013**

PROJECT NO	PROJECT	2013-2014 YTD ACTUAL	2013-2014 YTD BUDGET	2013-2014 BUDGET	Variances Budget to YTD Actual	Variances Budget to YTD Actual
		\$	\$	\$	\$	%
3.4120.2	LAND DEVELOPMENT Old Cottesloe Depot Site	24,944	0	0	(24,944)	
5.1068.2	CARPARK CONSTRUCTION Forrest Street Napier Street Station Street	68,912	70,000	70,000	1,088	2%
5.1136.2		107,747	134,000	134,000	26,253	20%
5.3065.2		8,758	0	0	(8,758)	
10.9000.2	DRAINAGE CONSTRUCTION Cottesloe various	4,500	4,167	10,000	(333)	(8%)
15.1002.2	FOOTPATH CONSTRUCTION Ackland Way Barsden Street Brighton Street Broome Street Griver Street Kathleen Street Loma Street Marmion Street Bike Plan Works Disability Access Ramp - Foreshore	0	2,500	2,500	2,500	100%
15.1016.2		0	14,300	14,300	14,300	100%
15.1026.2		0	18,100	18,100	18,100	100%
15.1030.2		0	0	17,300	0	0
15.1086.2		0	0	16,900	0	0
15.1104.2		26,386	0	25,900	(26,386)	
15.1114.2		14,753	0	14,800	(14,753)	
15.1128.2		0	10,600	10,600	10,600	100%
15.9000.2		4,150	130,000	130,000	125,850	97%
15.9000.5	293,286	263,755	263,755	(29,531)	(11%)	

TOWN OF COTTESLOE

**CAPITAL WORKS PROGRAMME
FOR THE PERIOD ENDED 1 JULY 2013 TO 30 NOVEMBER 2013**

PROJECT NO	PROJECT	2013-2014 YTD ACTUAL \$	2013-2014 YTD BUDGET \$	2013-2014 BUDGET \$	Variations Budget to YTD Actual \$	Variations Budget to YTD Actual %
20.9000.2	IRRIGATION CONSTRUCTION Cottesloe	1,206	8,334	20,000	7,128	86%
25.9000.2	LANEWAY CONSTRUCTION Cottesloe	0	81,200	81,200	81,200	100%
30.9000.2	PARKS AND RESERVES CONSTRUCTION Playgrounds various Cottesloe Natural Area Upgrade	8,530	30,000	30,000	21,470	72%
30.9000.5		865	6,252	15,000	5,387	86%
35.4050.2	PROPERTY CONSTRUCTION Civic Centre - Voltage Optimisation Civic Centre - Air Conditioning Joint Library Civic Centre Grounds Restoration	0	0	31,500	80,000	
35.4050.5		0	80,000	80,000	80,000	
35.4135.2		3,888	0	0	0	
35.6030.2		32,903	91,674	220,000	58,771	64%
40.1036.2	ROAD CONSTRUCTION/ REHABILITATION Chamberlain Street Elizabeth Street Geraldine Street Jarrad Street Salvado Street William Street Windsor Street	60,000	62,200	62,200	2,200	4%
40.1058.2		50,000	54,600	54,600	4,600	8%
40.1074.2		14,000	15,800	15,800	1,800	11%
40.1098.2		18,000	19,800	19,800	1,800	9%
40.1168.2		32,687	27,100	27,100	(5,587)	(21%)
40.1202.2		20,291	0	22,800	(20,291)	
40.1204.2		30,762	24,500	24,500	(6,262)	(26%)

TOWN OF COTTESLOE

**CAPITAL WORKS PROGRAMME
FOR THE PERIOD ENDED 1 JULY 2013 TO 30 NOVEMBER 2013**

PROJECT NO	PROJECT	2013-2014 YTD ACTUAL	2013-2014 YTD BUDGET	2013-2014 BUDGET	Variations Budget to YTD Actual	Variations Budget to YTD Actual
		\$	\$	\$	\$	%
41.1048.2	ROAD SAFETY & SPEED RESTRICTION Curtin Avenue	12,448	0	0	(12,448)	
41.9000.2		18,180	30,000	55,000	11,820	39%
42.9000.2.	STREET FURNITURE Three Bin System	139,843	0	0	(139,843)	
43.6080.2.57	MISCELLANEOUS INFRASTRUCTURE Viewing Tower - Foreshore	0	32,000	32,000	32,000	100%
43.9000.2.57		0	0	100,000	0	
43.9000.2.57		5,552	0	70,000	(5,552)	
43.1176.2		41,928	0	0	(41,928)	
47.9000.2.57	PLANT & VEHICLES Passenger Vehicle - CEO	48,406	45,000	45,000	(3,406)	(8%)
47.9000.2.57		0	36,000	36,000	36,000	100%
47.9000.2.57		0	36,000	36,000	36,000	100%
47.9000.2.57		34,613	36,000	36,000	1,387	4%
47.9000.2.57		31,942	33,000	33,000	1,058	3%
47.9000.2.57		34,160	35,000	35,000	840	2%
47.9000.2.57		25,450	24,600	24,600	(850)	(3%)
47.9000.2.57		66,835	71,000	71,000	4,165	6%
47.9000.2.57		24,200	29,000	29,000	4,800	17%
47.9000.2.57		3,480	2,600	2,600	(880)	(34%)
47.9000.2.57	2,765	3,700	3,700	935	25%	

TOWN OF COTTESLOE

CAPITAL WORKS PROGRAMME
FOR THE PERIOD ENDED 1 JULY 2013 TO 30 NOVEMBER 2013

PROJECT NO	PROJECT	2013-2014 YTD ACTUAL	2013-2014 YTD BUDGET	2013-2014 BUDGET	Variations Budget to YTD Actual	Variations Budget to YTD Actual
		\$	\$	\$	\$	%
47.9000.2.57	Sihl Hedge Trimmers (2)	717	2,000	2,000	1,283	64%
47.9000.2.57	Sihl Brush Cutters (3)	2,955	3,600	3,600	645	18%
	IT, OFFICE EQUIPMENT & FURNITURE					
49.9000.2.57	Civic Centre Furniture	13,125	2,083	5,000	2,083	100%
49.9000.2.57	Desktop Devices	7,216	3,182	7,636	(4,034)	(127%)
49.9000.2.57	Mobile Devices	14,554	1,989	4,773	(12,565)	(632%)
49.9000.2.57	Photocopier	0	8,333	20,000	8,333	100%
49.9000.2.57	TRIM Upgrade	0	6,250	15,000	6,250	100%
49.9000.2.57	Authority Upgrade	0	12,500	30,000	12,500	100%
	Offsite replication of VM's as part of Data Recovery Plan	0	5,460	13,104	5,460	100%
49.9000.2.57	Upgrade/Replacement of Network Switches	0	1,770	4,248	1,770	100%
49.9000.2.57	Replacement of SAN	11,630	7,283	17,478	(4,348)	(60%)
49.9000.2.57	Virtual Server Upgrades	20,000	11,467	27,520	(8,533)	(74%)
49.9000.2.57	Data Rack for New Depot	0	523	1,254	523	100%
	Totals	1,386,567	1,629,221	2,193,168	259,667	15%

**TOWN OF COTTESLOE
BUDGET AMENDMENTS**

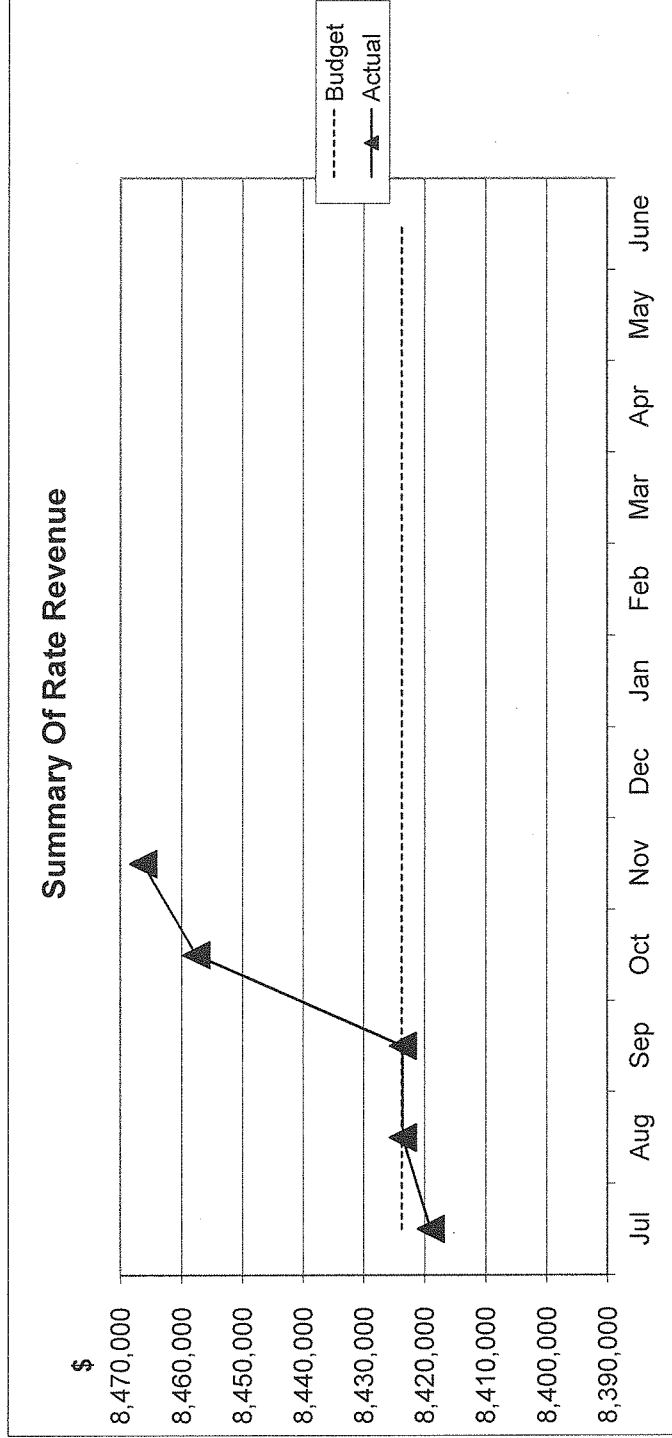
FOR THE PERIOD ENDED 1 JULY 2013 TO 30 NOVEMBER 2013

<u>GL Account Code</u>	<u>Description</u>	<u>Council Resolution & Date</u>	<u>Classification</u>	<u>Value of Budget Amendment</u>	<u>Funding Arrangement</u>
42.9000.2	Introduction of a Three Bin System	10.4.6 July 2013	Capital Expenditure	\$ 130,000	Transfers from the waste management and Infrastructure reserves
20029.204.58	Donation to Lord Mayor's Distress Relief Fund	10.4 November 2013	Operating Expenditure	\$ 10,000	Increase the budget for donations

TOWN OF COTTESLOE

GRAPHICAL SUMMARY BY NATURE & TYPE FOR 2013 - 2014

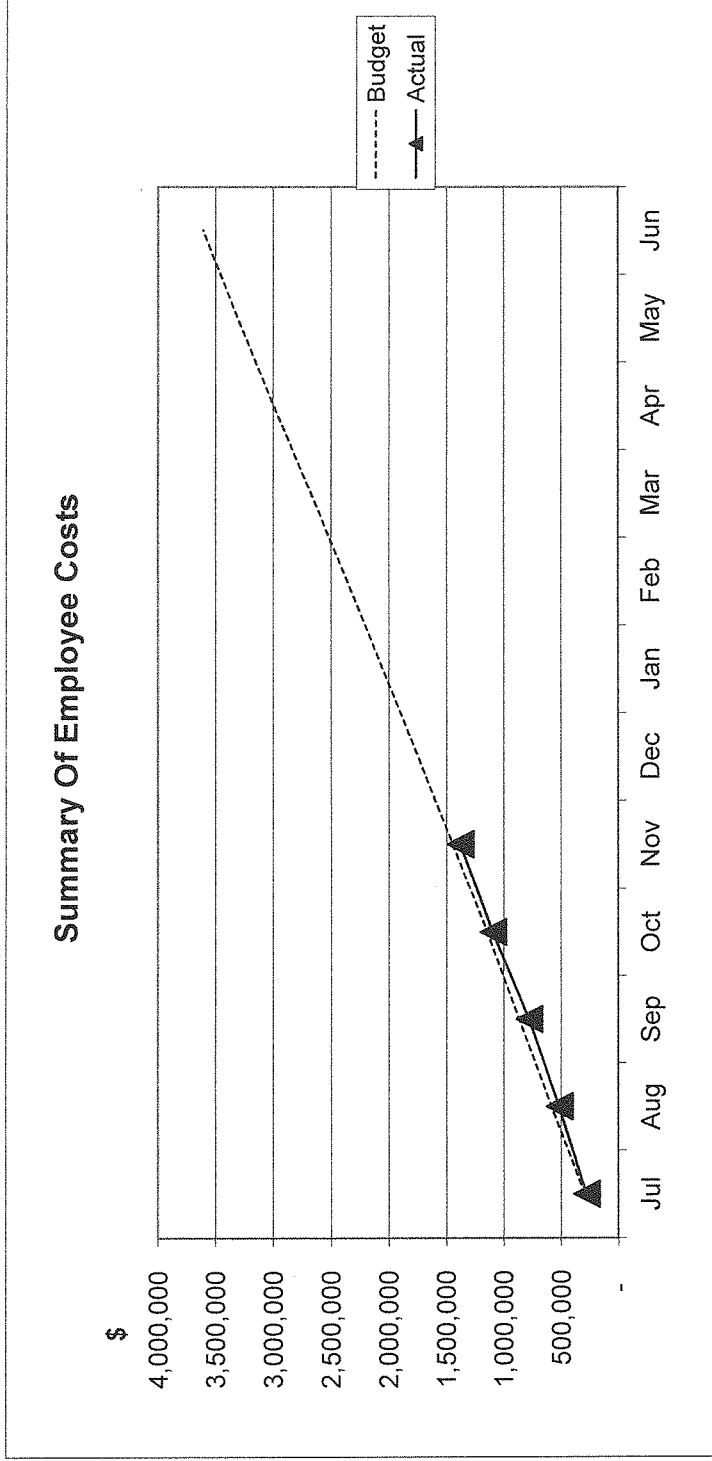
FOR THE PERIOD ENDED 1 JULY 2013 TO 30 NOVEMBER 2013



TOWN OF COTTESLOE

GRAPHICAL SUMMARY BY NATURE & TYPE FOR 2013 - 2014

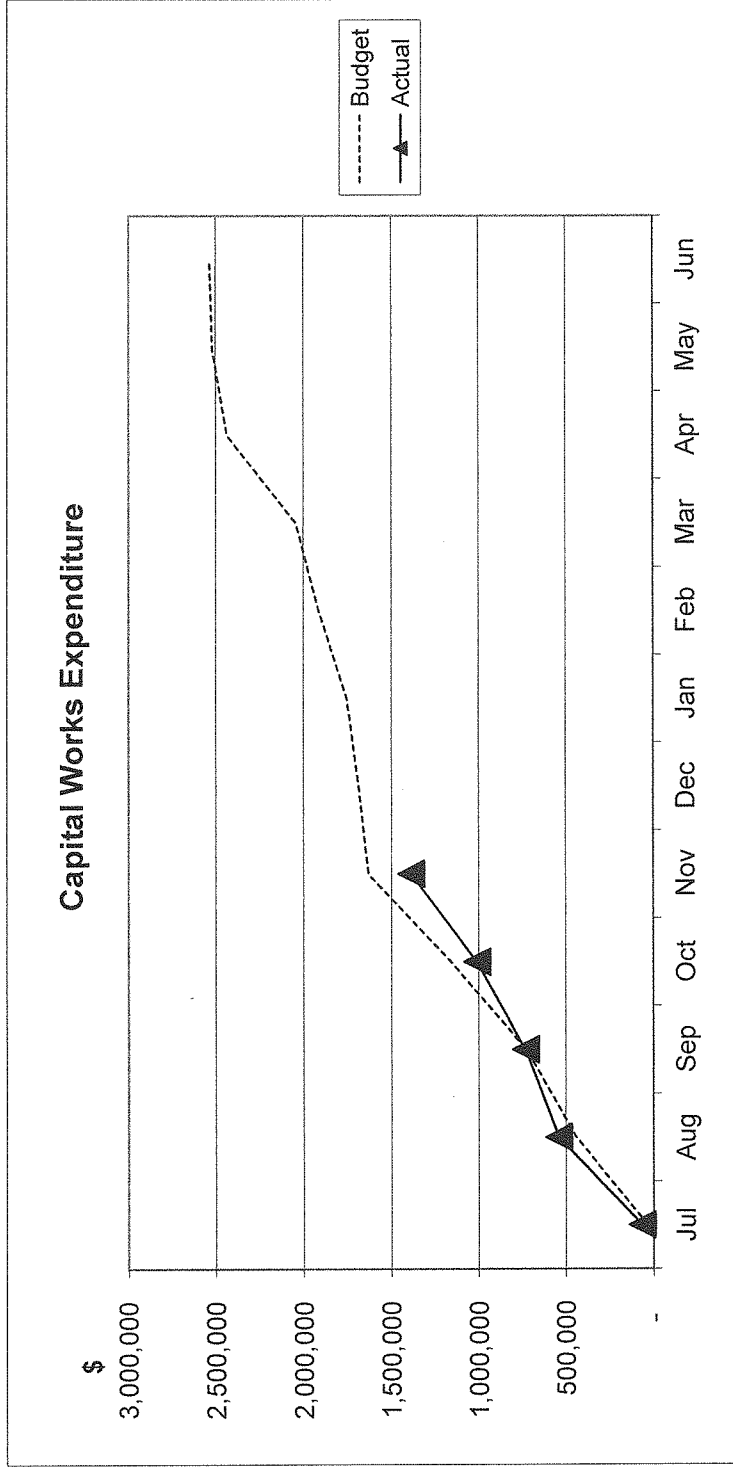
FOR THE PERIOD ENDED 1 JULY 2013 TO 30 NOVEMBER 2013



TOWN OF COTTESLOE

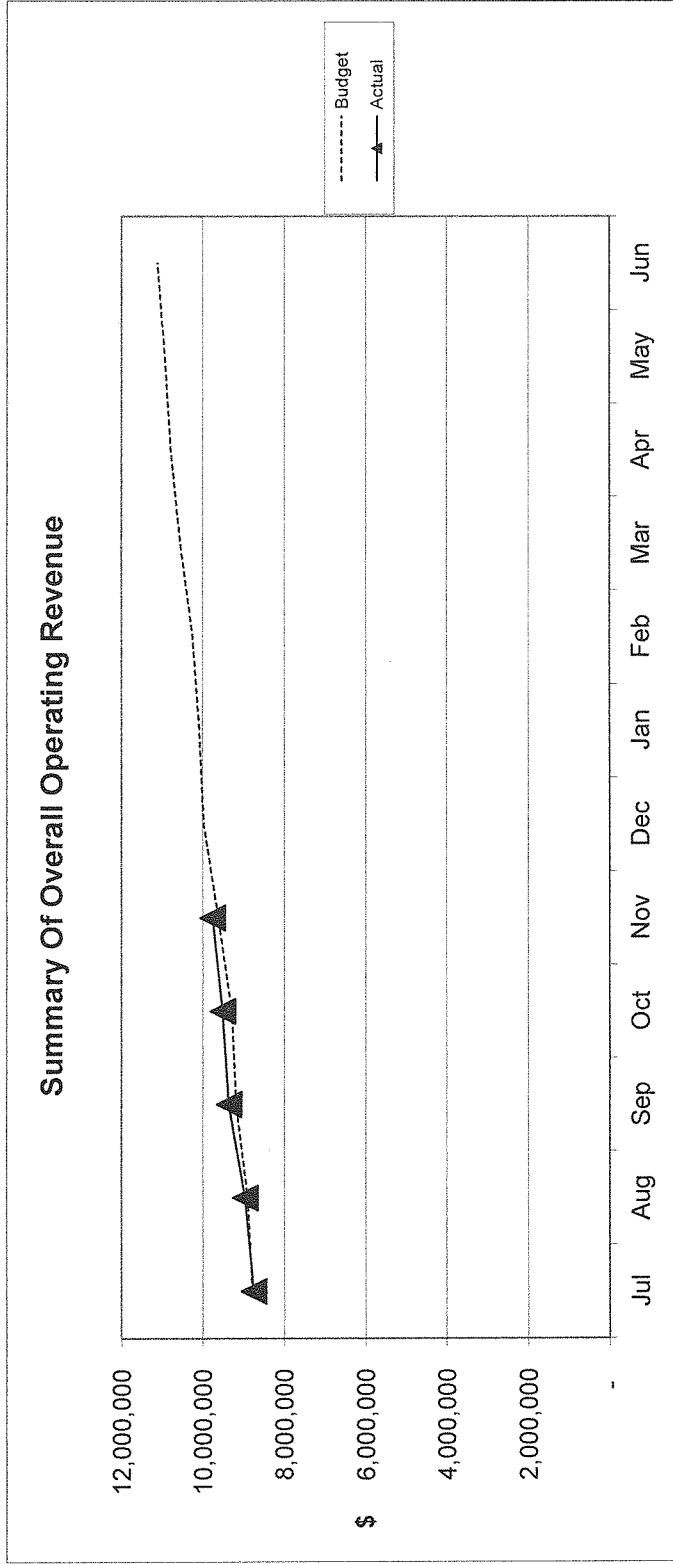
GRAPHICAL SUMMARY BY NATURE & TYPE FOR 2013 - 2014

FOR THE PERIOD ENDED 1 JULY 2013 TO 30 NOVEMBER 2013



TOWN OF COTTESLOE

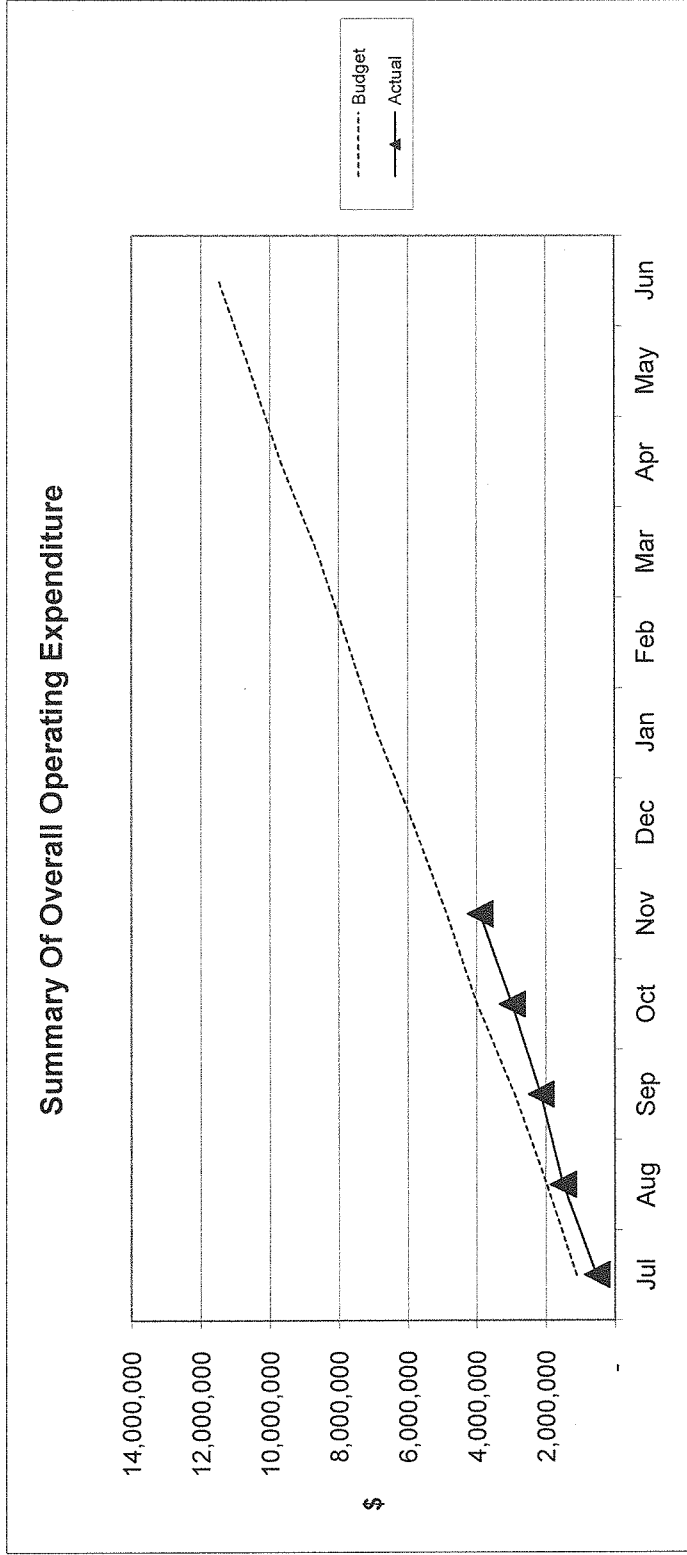
GRAPHICAL SUMMARY OF REVENUE, EXPENDITURE AND NET POSITION FOR 2013 - 2014
 FOR THE PERIOD ENDED 1 JULY 2013 TO 30 NOVEMBER 2013



TOWN OF COTTESLOE

GRAPHICAL SUMMARY OF REVENUE, EXPENDITURE AND NET POSITION FOR 2013 - 2014

FOR THE PERIOD ENDED 1 JULY 2013 TO 30 NOVEMBER 2013



TOWN OF COTTESLOE

GRAPHICAL SUMMARY OF REVENUE, EXPENDITURE AND NET POSITION FOR 2013 - 2014

FOR THE PERIOD ENDED 1 JULY 2013 TO 30 NOVEMBER 2013

