


TOWN OF COTTESLOE



FINANCIAL STATEMENTS

FOR THE PERIOD 1 JULY 2013 TO 31 AUGUST 2013

PRESENTED TO THE WORKS AND CORPORATE SERVICES
COMMITTEE ON 17 SEPTEMBER 2013

TOWN OF COTTESLOE

FINANCIAL STATEMENTS

FOR THE PERIOD 1 JULY 2013 TO 31 AUGUST 2013

TABLE OF CONTENTS

| | |
|--------------------------------------|---------|
| Statement of Financial Activity | 1 |
| Operating Statement By Program | 2 |
| Operating Statement By Nature & Type | 3 |
| Balance Sheet | 4 - 5 |
| Surplus/(Deficit Position) | 6 |
| Variance Analysis | 7 - 10 |
| Other Information | |
| - List of Payments | 11 - 18 |
| - Reserves | 19 - 20 |
| - Investments | 21 |
| - Loans | 22 |
| - Sundry Debtors | 23 - 24 |
| - Rates Analysis | 25 |
| - Capital Works Programme | 26 - 29 |

TOWN OF COTTESLOE

STATEMENT OF FINANCIAL ACTIVITY

FOR THE PERIOD ENDED 1 JULY 2013 TO 31 AUGUST 2013

| | 2013-2014 YTD Actual \$ | 2013-2014 YTD Budget \$ | 2013-2014 Budget \$ | Variances YTD Actual to YTD Budget \$ | Variances YTD Actual to YTD Budget % |
|--|-------------------------------|-------------------------------|---------------------------|--|---|
| Operating Revenue | | | | | |
| General Purpose Funding | 41,759 | 68,172 | 394,939 | (26,413) | (39%) |
| Governance | 18,371 | 3,126 | 53,750 | 15,245 | 488% |
| Law, Order and Public Safety | 830 | 2,183 | 15,100 | (1,353) | (62%) |
| Health | 69,536 | 68,294 | 78,710 | 1,242 | 2% |
| Education and Welfare | 0 | 1,542 | 30,500 | (1,542) | (100%) |
| Community Amenities | 138,329 | 108,316 | 469,005 | 30,013 | 28% |
| Recreation and Culture | 2,423 | 8,719 | 352,842 | (6,296) | (72%) |
| Transport | 224,295 | 186,151 | 1,149,900 | 38,144 | 20% |
| Economic Services | 44,766 | 20,455 | 122,700 | 24,311 | 119% |
| Other Property and Services | 2,059 | 3,584 | 21,500 | (1,525) | (43%) |
| Total Operating Revenue | 542,368 | 470,542 | 2,688,946 | 71,826 | 15% |
| Operating Expenditure | | | | | |
| General Purpose Funding | (44,698) | (48,254) | (243,477) | 3,556 | 7% |
| Governance | (176,982) | (171,372) | (680,642) | (5,610) | (3%) |
| Law, Order and Public Safety | (39,013) | (43,369) | (276,161) | 4,366 | 10% |
| Health | (34,256) | (40,969) | (245,751) | 6,713 | 16% |
| Education and Welfare | (45,086) | (55,122) | (227,957) | 10,036 | 18% |
| Community Amenities | (414,438) | (477,397) | (3,105,326) | 62,959 | 13% |
| Recreation and Culture | (414,214) | (601,352) | (3,406,001) | 187,138 | 31% |
| Transport | (293,026) | (472,456) | (2,878,042) | 179,429 | 38% |
| Economic Services | (36,375) | (49,986) | (392,524) | 13,611 | 27% |
| Other Property and Services | 739 | (9,299) | (16,068) | 10,038 | 108% |
| Total Operating Expenditure | (1,497,349) | (1,969,575) | (11,471,949) | 472,226 | 24% |
| Adjustments for Non Cash | | | | | |
| (Profit)/Loss on Asset Disposal | 0 | 0 | 0 | 0 | |
| Movement in Deferred Pensioners | 21,482 | 0 | 0 | 21,482 | |
| Movement in Employee Benefit Provisions | 0 | 0 | 0 | 0 | |
| Depreciation | 0 | 346,862 | 2,080,737 | (346,862) | (100%) |
| Total Adjustments for Non Cash | 21,482 | 346,862 | 2,080,737 | (325,380) | (94%) |
| Capital Expense and Revenue | | | | | |
| Additions - Furniture & Equipment | (18,976) | (24,341) | (146,014) | 6,365 | 22% |
| Additions - Land & Buildings | (38,526) | (36,674) | (331,500) | (1,852) | (5%) |
| Additions - Plant & Equipment | (144,732) | (214,500) | (357,500) | 69,768 | 33% |
| Additions - Roads | (24,440) | 0 | (641,800) | (24,440) | |
| Additions - Car Parks | (8,771) | 0 | (204,000) | (8,771) | |
| Additions - Footpaths | (262,813) | (154,500) | (514,155) | (108,313) | (70%) |
| Additions - Drainage | 0 | (1,667) | (10,000) | 1,667 | 100% |
| Additions - Parks & Reserves | (915) | (2,501) | (45,000) | 1,586 | 63% |
| Additions - Miscellaneous | (42,242) | 0 | (202,000) | (42,242) | |
| Additions - Right of Ways | 0 | 0 | (81,200) | 0 | |
| Additions - Irrigation | (222) | (3,334) | (20,000) | 3,112 | 93% |
| Proceeds from Disposal of Assets | 93,307 | 0 | 179,750 | 93,307 | |
| Proceeds from New Loans | 0 | 0 | 0 | 0 | |
| Principal Repayments/Disbursements | 0 | 0 | (367,642) | 0 | |
| Self Supporting Principal Repayments | 0 | 0 | 45,755 | 0 | |
| Transfer from Reserves | 0 | 369,323 | 379,323 | (369,323) | |
| Transfer to Reserves | (6,982) | (26,342) | (58,782) | 19,360 | 73% |
| Total Capital Expense and Revenue | (455,312) | (94,536) | (2,364,765) | (360,776) | (382%) |
| Opening Surplus / (Deficit) | 1,005,515 | 643,339 | 643,339 | 362,176 | 56% |
| Closing Surplus / (Deficit) | 8,040,275 | 7,820,203 | 0 | 8,040,275 | |
| AMOUNT REQUIRED FROM RATES | (8,423,571) | (8,423,571) | (8,423,692) | 121 | 0% |

TOWN OF COTTESLOE

OPERATING STATEMENT BY PROGRAM

FOR THE PERIOD ENDED 1 JULY 2013 TO 31 AUGUST 2013

| | 2013-2014 Actual \$ | 2013-2014 YTD Budget \$ | 2013-2014 Budget \$ | Variances Budget to YTD Actual \$ | Variances Budget to YTD Actual % |
|---|---------------------------|-------------------------------|---------------------------|--|---|
| Revenue from Ordinary Activities | | | | | |
| General Purpose Funding | 8,465,329 | 8,491,866 | 8,818,633 | (26,537) | (0%) |
| Governance | 18,371 | 3,126 | 53,750 | 15,245 | 488% |
| Law, Order and Public Safety | 830 | 2,183 | 15,100 | (1,353) | (62%) |
| Health | 69,536 | 68,294 | 78,710 | 1,242 | 2% |
| Education and Welfare | 0 | 1,542 | 30,500 | 136,787 | 8,871% |
| Community Amenities | 138,329 | 108,316 | 469,005 | (105,893) | (98%) |
| Recreation and Culture | 2,423 | 8,719 | 352,842 | 101,576 | 1,165% |
| Transport | 110,295 | 72,151 | 550,900 | (27,385) | (38%) |
| Economic Services | 44,766 | 20,455 | 122,700 | (18,396) | (90%) |
| Other Property and Services | 2,059 | 3,584 | 21,500 | (1,525) | (43%) |
| Total Operating Revenue | 8,851,938 | 8,780,236 | 10,513,640 | 73,761 | 1% |
| Expenses from Ordinary Activities | | | | | |
| General Purpose Funding | (44,698) | (48,254) | (243,477) | 3,556 | 7% |
| Governance | (176,982) | (171,206) | (679,642) | (5,776) | (3%) |
| Law, Order and Public Safety | (39,013) | (43,369) | (276,161) | 4,356 | 10% |
| Health | (34,256) | (40,969) | (245,751) | 6,713 | 16% |
| Education and Welfare | (45,086) | (55,122) | (227,957) | 10,036 | 18% |
| Community Amenities | (414,438) | (477,397) | (3,105,326) | 62,959 | 13% |
| Recreation and Culture | (354,367) | (540,375) | (3,040,209) | 186,008 | 34% |
| Transport | (293,026) | (472,455) | (2,878,044) | 179,429 | 38% |
| Economic Services | (36,375) | (49,986) | (392,524) | 13,611 | 27% |
| Other Property and Services | 739 | (9,299) | (16,068) | 10,038 | 108% |
| Total Operating Expenditure | (1,437,502) | (1,908,432) | (11,105,159) | 470,930 | 25% |
| Borrowing Costs | | | | | |
| Governance | 0 | (166) | (1,000) | 166 | 100% |
| Recreation and Culture | (59,847) | (60,977) | (365,792) | 1,130 | 2% |
| Total Borrowing Costs | (59,847) | (61,143) | (366,792) | 1,296 | 2% |
| Grants/Contributions for Asset Development | | | | | |
| Transport | 114,000 | 114,000 | 599,000 | 0 | 0% |
| Total Grants/Contributions for Asset Development | 114,000 | 114,000 | 599,000 | 0 | 0% |
| Profit/ (Loss) on Asset Disposal | | | | | |
| Governance | 0 | 0 | 0 | 0 | |
| Community Amenities | 0 | 0 | 0 | 0 | |
| Recreation and Culture | 0 | 0 | 0 | 0 | |
| Transport | 0 | 0 | 0 | 0 | |
| Other Property and Services | 0 | 0 | 0 | 0 | |
| Total Profit/ (Loss) on Asset Disposal | 0 | 0 | 0 | 0 | |
| NET PROFIT OR LOSS | 7,468,589 | 6,924,661 | (359,311) | 545,987 | (8%) |

TOWN OF COTTESLOE

OPERATING STATEMENT BY NATURE & TYPE

FOR THE PERIOD ENDED 1 JULY 2013 TO 31 AUGUST 2013

| | 2013-2014 YTD Actual \$ | 2013-2014 YTD Budget \$ | 2013-2014 Adopted Budget \$ | Variances Budget to Actual YTD \$ | Variances Budget to Actual YTD % |
|---|-------------------------------|-------------------------------|--------------------------------------|--|---|
| Operating Revenue | | | | | |
| Rates | 8,423,571 | 8,423,694 | 8,423,694 | (123) | (0%) |
| Grants - Operating | 18,826 | 16,084 | 158,289 | 2,742 | 17% |
| Fees & Charges | 353,094 | 277,056 | 1,432,180 | 76,038 | 27% |
| Interest Earnt | 23,243 | 50,229 | 219,500 | (26,986) | (54%) |
| Other Revenue | 33,205 | 13,173 | 279,977 | 20,032 | 152% |
| Total Operating Revenue | 8,851,939 | 8,780,236 | 10,513,640 | 71,703 | 1% |
| Operating Expenditure | | | | | |
| Employee Costs | (515,168) | (578,999) | (3,649,000) | 63,831 | 11% |
| Contractors and Materials | (741,715) | (645,903) | (4,000,000) | (95,812) | (15%) |
| Depreciation | 0 | (346,862) | (2,080,737) | 346,862 | 100% |
| Insurance | (111,709) | (88,179) | (150,000) | (23,530) | (27%) |
| Interest Expense | (59,847) | (61,143) | (366,792) | 1,296 | 2% |
| Utility Costs | (22,381) | (52,513) | (335,000) | 30,132 | 57% |
| Other Expenses | (46,530) | (195,976) | (890,422) | 149,446 | 76% |
| Total Operating Expenditure | (1,497,350) | (1,969,575) | (11,471,951) | 472,225 | 24% |
| Grants/Contributions - Non Operating | 114,000 | 114,000 | 599,000 | 0 | 0% |
| Profit on Asset Disposals | 0 | 0 | 0 | 0 | |
| Loss on Asset Disposals | 0 | 0 | 0 | 0 | |
| NET PROFIT OR LOSS | 7,468,589 | 6,924,661 | (359,311) | 543,928 | 8% |

TOWN OF COTTESLOE

STATEMENT OF FINANCIAL POSITION

FOR THE PERIOD 1 JULY 2013 TO 31 AUGUST 2013

| | | 2013-2014 YTD Actual | 2012-2013 YTD Actual | 2012-2013 Actual |
|----------------------------------|-------------------------|-------------------------|-------------------------|---------------------|
| CURRENT ASSETS | | | | |
| Receivables | | | | |
| | Rates | 5,655,076 | 3,986,154 | 56,450 |
| | Sundry Debtors | 112,033 | 39,013 | 173,128 |
| | Accrued Income | 6,324 | 15,953 | 19,329 |
| | Self Supporting Loans | 45,755 | 43,143 | 45,755 |
| | Other | 900 | 3,349 | 0 |
| | GST | 0 | 94 | 0 |
| Inventories | | | | |
| | Stock - Books | 41,554 | 46,125 | 41,554 |
| Cash Assets | | | | |
| | Municipal Account | 738,150 | 2,384,996 | 61,590 |
| | Till Floats | 700 | 700 | 371 |
| | Investment Account | 1,136,201 | 582,075 | 24,588 |
| | Term Investments | 2,381,504 | 2,457,956 | 1,503,782 |
| | Restricted - Reserves | 1,304,369 | 872,298 | 1,297,387 |
| | Restricted - Trust | 599,406 | 572,723 | 599,426 |
| TOTAL CURRENT ASSETS | | 12,021,972 | 11,004,579 | 3,823,360 |
| CURRENT LIABILITIES | | | | |
| Payables | | 1,366,584 | 1,218,953 | 166,515 |
| Payable Trust | | 626,135 | 605,151 | 604,125 |
| Accrued Expenses | | 637,620 | 109,428 | 704,064 |
| Interest Bearing Liabilities | | 357,642 | 337,457 | 357,642 |
| Provisions | | 558,846 | 446,618 | 557,610 |
| TOTAL CURRENT LIABILITIES | | 3,546,827 | 2,717,607 | 2,389,956 |
| NON CURRENT ASSETS | | | | |
| Receivables | | | | |
| | Deferred Rates & ESL | 177,114 | 205,420 | 198,596 |
| | Self Supporting Loans | 291,857 | 337,611 | 291,857 |
| Property Plant and Equipment | | | | |
| | Furniture and Equipment | 350,638 | 387,538 | 331,662 |
| | Land and Buildings | 12,125,744 | 12,074,714 | 12,087,218 |
| | Plant and Equipment | 806,310 | 695,698 | 754,885 |
| | Equity Investments | 1,083,036 | 1,216,445 | 1,083,036 |
| Infrastructure | | | | |
| | Roads | 6,826,015 | 7,094,622 | 6,801,575 |
| | Car Parks | 528,244 | 0 | 519,473 |
| | Footpaths | 1,966,443 | 1,762,718 | 1,703,630 |
| | Drainage | 3,447,027 | 3,548,020 | 3,447,027 |
| | Parks and Reserves | 167,794 | 182,751 | 166,879 |
| | Miscellaneous | 747,796 | 762,436 | 705,554 |
| | Street Furniture | 214,356 | 234,287 | 214,356 |
| | Right of Ways | 198,170 | 154,734 | 198,170 |
| | Irrigation | 285,949 | 351,844 | 285,727 |
| TOTAL NON CURRENT ASSETS | | 29,216,493 | 29,008,838 | 28,789,645 |

TOWN OF COTTESLOE

STATEMENT OF FINANCIAL POSITION

FOR THE PERIOD 1 JULY 2013 TO 31 AUGUST 2013

| | 2013-2014 YTD Actual | 2012-2013 YTD Actual | 2012-2013 Actual |
|---|--------------------------|--------------------------|--------------------------|
| NON CURRENT LIABILITIES | | | |
| Interest Bearing Liabilities | 5,513,130 | 5,870,772 | 5,513,130 |
| Provisions | <u>64,648</u> | <u>53,320</u> | <u>64,648</u> |
| TOTAL NON CURRENT LIABILITIES | 5,577,778 | 5,924,092 | 5,577,778 |
| | | | |
| NET ASSETS | <u>32,113,860</u> | <u>31,371,718</u> | <u>24,645,271</u> |
| EQUITY | | | |
| Reserves - Cash Backed | 1,304,369 | 872,299 | 1,297,387 |
| Reserves - Asset Revaluation | 186,834 | 109,426 | 186,834 |
| Retained Surplus | <u>30,622,657</u> | <u>30,389,993</u> | <u>23,161,050</u> |
| TOTAL EQUITY | <u>32,113,860</u> | <u>31,371,718</u> | <u>24,645,271</u> |
| | | | |
| RESERVES - CASH BACKED | | | |
| Opening Balance | 1,011,812 | 736,654 | 1,011,812 |
| Transfer to Reserves | 878,689 | 532,439 | 871,707 |
| Transfer from Reserves | <u>(586,132)</u> | <u>(396,795)</u> | <u>(586,132)</u> |
| TOTAL RESERVES - CASH BACKED | 1,304,369 | 872,298 | 1,297,387 |
| | | | |
| RESERVES - ASSET REVALUATION | | | |
| Opening Balance | <u>186,834</u> | <u>109,426</u> | <u>186,834</u> |
| TOTAL RESERVES - ASSET REVALUATION | 186,834 | 109,426 | 186,834 |
| | | | |
| RETAINED SURPLUS | | | |
| Opening Balance | 23,446,625 | 23,246,483 | 23,078,104 |
| Change in Net Assets from Operations | 7,468,589 | 7,279,155 | 368,521 |
| Transfer from Reserve | 586,132 | 396,795 | 586,132 |
| Transfer to Reserve | <u>(878,689)</u> | <u>(432,439)</u> | <u>(871,707)</u> |
| TOTAL RETAINED SURPLUS | 30,622,657 | 30,489,994 | 23,161,050 |
| | | | |
| TOTAL EQUITY | <u>32,113,860</u> | <u>31,471,718</u> | <u>24,645,271</u> |

TOWN OF COTTESLOE

SURPLUS/(DEFICIT) ANALYSIS

FOR THE PERIOD 1 JULY 2012 TO 31 AUGUST 2013

| | YTD Actual \$ | 2013 \$ |
|---|------------------|------------------|
| Surplus/(Deficit) | 8,040,275 | 1,005,515 |
| <u>Comprises:</u> | | |
| Cash - Unrestricted | 4,229,826 | 1,585,631 |
| Cash - Restricted | 1,930,504 | 1,346,833 |
| Unspent Grant Transfer | 0 | 0 |
| Rates - Current | 5,655,076 | 56,450 |
| Sundry Debtors | 112,933 | 173,128 |
| Accrued Income | 6,324 | 19,329 |
| Inventories - History Books | 41,554 | 41,554 |
| Less: | | |
| Reserves - Restricted Cash | (1,930,504) | (1,346,833) |
| Sundry Creditors | (1,366,584) | (166,511) |
| Accrued Expenses | (473,570) | (459,015) |
| Accrued Interest on Debentures | (164,052) | (104,205) |
| Accrued Salaries and Wages | 0 | (140,846) |
| Current Employee Benefits Provision | (558,846) | (594,294) |
| Add back: Component of Leave Liability not required to be funded | 558,846 | 594,294 |
| Other | (1,232) | 0 |
| Surplus/(Deficit) | 8,040,275 | 1,005,515 |

TOWN OF COTTESLOE

STATEMENT OF FINANCIAL ACTIVITY - VARIANCE ANALYSIS
FOR THE PERIOD ENDED 1 JULY 2013 TO 31 AUGUST 2013

Note 2. VARIANCES (Report on material variances from the Statement of Financial Activity).
(Material variances are deemed to be greater than 15% of \$25,000)

OPERATING REVENUE

| <u>Program/Nature & Type</u> | <u>YTD Actual</u> \$ | <u>YTD Budget</u> \$ | <u>Variance</u> \$ | <u>Variance</u> % | <u>Impact of Variation</u> | <u>Main Factors</u> \$ | <u>Manager</u> | <u>Officer</u> | <u>Main Factors Influencing Variance</u> |
|--------------------------------------|-------------------------|-------------------------|-----------------------|----------------------|----------------------------|---------------------------|----------------|----------------|--|
| General Purpose Funding | 41,759 | 68,172 | (26,413) | (39%) | Timing | (14,081) | FM | FM | Timing of instalment interest |
| Governance | 18,371 | 3,126 | 15,245 | 488% | Timing | 10,382 | FM | FM | Timing of reimbursements |
| Law, Order & Public Safety | 830 | 2,183 | (1,353) | (62%) | Timing Timing | (1,433) | FM | FM | Timing of reimbursements |
| Education & Welfare | - | 1,542 | (1,542) | (100%) | Timing | (1,542) | FM | FM | Timing of reimbursements |
| Community Amenities | 138,329 | 108,316 | 30,013 | 28% | Possibly extra revenue | 15,947 | MDS | MDS | Extra town planning fees |
| | | | | | Extra revenue | 10,309 | MDS | SO | Extra income from the sale of a renewable energy certificate |
| Recreation & Culture | 2,423 | 8,719 | (6,296) | (72%) | Timing | (7,536) | FM | FM | Timing of loan interest income accruals |
| Transport | 224,295 | 186,151 | 38,144 | 20% | Extra revenue | 35,572 | MCCS | SR | Extra revenue from parking |
| Economic Services | 44,766 | 20,455 | 24,311 | 119% | Possibly extra revenue | 13,984 | FM | FM | Extra building application fees |
| Other Property & Services | 2,059 | 3,584 | (1,525) | (43%) | Timing | (1,534) | FM | FM | Timing of rental income |

TOWN OF COTTESLOE

STATEMENT OF FINANCIAL ACTIVITY - VARIANCE ANALYSIS
FOR THE PERIOD ENDED 1 JULY 2013 TO 31 AUGUST 2013

Note 2. VARIANCES (Report on material variances from the Statement of Financial Activity).
OPERATING EXPENDITURE

| <u>Program/Nature & Type</u> | <u>YTD Actual</u> | <u>YTD Budget</u> | <u>Variance</u> | <u>Variance</u> | <u>Impact of Variation</u> | <u>Main Factors</u> | <u>Manager</u> | <u>Officer</u> | <u>Main Factors Influencing Variance</u> |
|----------------------------------|-------------------|-------------------|-----------------|-----------------|----------------------------|---------------------|----------------|----------------|--|
| | \$ | \$ | \$ | % | | \$ | | | |
| Health | (34,526) | (40,969) | 6,443 | 16% | Timing | 2,167 | PEHO | PEHO | Timing of health wages |
| Education & Welfare | (45,086) | (55,122) | 10,036 | 18% | Timing | 5,134 | MES | MES | Timing of property maintenance |
| Community Amenities | (414,438) | (477,397) | 62,959 | 13% | Timing | 15,860 | MDS | PEHO | Timing of waste contractors Timing of town planning contractors and legal expenses |
| Recreation & Culture | (414,214) | (601,352) | 187,138 | 31% | Timing | 22,838 | MDS | MDS | |
| | | | | | | 79,979 | FM | FM | Timing of depreciation |
| | | | | | | 9,757 | FM | FM | Coast Care employee not employed directly by Perth Region NRM, corresponding change to |
| | | | | | | 27,728 | FM | FM | Timing of beach contractors |
| | | | | | | 25,864 | FM | FM | Timing of parks maintenance |
| Transport | (293,026) | (472,455) | 179,429 | 38% | Timing | 165,651 | FM | FM | Timing of depreciation |
| Other Property & Services | 739 | (9,299) | 10,038 | 108% | Timing | 10,038 | FM | FM | Allocation of public works overheads and plant costs |

TOWN OF COTTESLOE

STATEMENT OF FINANCIAL ACTIVITY - VARIANCE ANALYSIS
FOR THE PERIOD ENDED 1 JULY 2013 TO 31 AUGUST 2013

Note 2. VARIANCES (Report on material variances from the Statement of Financial Activity)

CAPITAL, NON CASH & RESERVE TRANSFERS

| <u>Program/Nature & Type</u> | <u>YTD Actual</u> \$ | <u>YTD Budget</u> \$ | <u>Variance</u> \$ | <u>Variance</u> % | <u>Impact of Variation</u> | <u>Main Factors</u> \$ | <u>Manager</u> | <u>Officer</u> | <u>Main Factors Influencing Variance</u> |
|--|-------------------------|-------------------------|-----------------------|----------------------|----------------------------|---------------------------|----------------|----------------|--|
| <u>Non Cash</u> | | | | | | | | | |
| Depreciation | - | 346,862 | (346,862) | (100%) | Non cash item | (346,862) | FM | FM | Timing of depreciation |
| <u>Capital Expenditure</u> | | | | | | | | | |
| - Furniture & Equipment | (18,976) | (24,341) | 5,365 | 22% | Timing | 5,365 | MES | FM | Timing of year end accruals |
| - Plant & Equipment | (144,732) | (214,500) | 69,768 | 33% | Timing | 69,768 | MES | FM | Timing of plant and vehicle purchases |
| - Infrastructure Footpaths | (262,813) | (154,500) | (108,313) | (70%) | Timing | (108,313) | MES | FM | |
| - Infrastructure Drainage | 0 | (1,667) | 1,667 | 100% | Timing | 1,667 | MES | FM | Timing of drainage construction |
| - Infrastructure Parks & Reserves | (915) | (2,501) | 1,586 | 63% | Timing | 1,586 | MES | MES | Timing of parks construction |
| <u>CAPITAL, NON CASH & RESERVE TRANSFERS - Continued</u> | | | | | | | | | |
| <u>Program/Nature & Type</u> | <u>Variance</u> \$ | <u>Variance</u> % | | | | | | | |
| - Infrastructure Miscellaneous | (42,242) | 0 | (42,242) | | Extra expenditure | (42,242) | MES | FM | CCTV installed at Station Street |
| - Infrastructure Irrigation | (6,982) | (26,342) | 19,360 | 73% | Timing | 19,360 | MES | FM | Timing of irrigation construction |

TOWN OF COTTESLOE

STATEMENT OF FINANCIAL ACTIVITY - VARIANCE ANALYSIS
FOR THE PERIOD ENDED 1 JULY 2013 TO 31 AUGUST 2013

Note 2. VARIANCES (Report on material variances from the Statement of Financial Activity)


CAPITAL, NON CASH & RESERVE TRANSFERS (Cont'd)

| | Variance \$ | Variance % | Explanation | Manager | Officer | Main Factors Influencing Variance |
|------------------------------------|----------------|---------------|-------------|---------------------|---------|-----------------------------------|
| - Proceeds from Disposal of Assets | 93,307 | 0 | 93,307 | FM | FM | Timing of disposals |
| - Transfers from Reserves | 0 | 369,323 | (369,323) | FM | FM | Timing of transfers from reserves |
| - Transfer to Reserves | (6,982) | (26,342) | 19,360 | 73% Extra transfers | FM | Timing of transfers to reserves |

TOWN OF COTTESLOE

LIST OF ACCOUNTS PAID DURING AUGUST 2013 AND PRESENTED TO A MEETING OF THE WORKS & CORPORATE SERVICES COMMITTEE HELD ON 17 SEPTEMBER 2013

CERTIFICATE OF CHIEF EXECUTIVE OFFICER



| <u>Date</u> | <u>Payment Reference</u> | <u>Payee</u> | <u>Description</u> | <u>Amount</u> |
|-------------|--------------------------|-----------------------------------|--|---------------|
| 2/08/2013 | 00024271 | City Farmers | Hardware supplies | \$ 89.45 |
| 2/08/2013 | 00024272 | General Lighting Services WA | Investigate Exit and Emergency Lights within Civic Centre | \$ 385.00 |
| 2/08/2013 | 00024273 | Keynote Conferences | Registration - Waste and Recycle 2013 | \$ 2,530.00 |
| 2/08/2013 | 00024274 | Synergy | Electricity charge 16 May - 16 Jul 13 various locations | \$ 2,865.30 |
| 7/08/2013 | 00024275 | City of Joondalup | LSL contribution | \$ 14,957.64 |
| 7/08/2013 | 00024276 | Cottesloe Child Care Centre | 2013/2014 Council donation | \$ 500.00 |
| 7/08/2013 | 00024277 | Telstra Corporation Limited | Service/equipment rental 13 Jul - 13 Aug | \$ 2,944.57 |
| 7/08/2013 | 00024278 | Town of Cottesloe | BCIFF on building permit for retaining wall - disability ramp Marine Pde | \$ 277.53 |
| 7/08/2013 | 00024279 | Work Clobber | Safety boots | \$ 105.00 |
| 15/08/2013 | 00024280 | Alinta | Usage charge Anderson Pavilion 30 Apr - 26 Jul 13 | \$ 92.65 |
| 15/08/2013 | 00024281 | Burke Electrical Services Pty Ltd | Electrical work at Station St sump carpark | \$ 15,180.00 |
| 15/08/2013 | 00024282 | General Lighting Services WA | Repair emergency lighting failures noted in test | \$ 3,629.13 |
| 15/08/2013 | 00024283 | Smart Parking Ltd | Monthly maintenance fee meter eye - Jul 13 | \$ 1,622.54 |
| 15/08/2013 | 00024284 | Synergy | Streetlight tariff 25 Jun - 24 Jul 13 | \$ 11,986.80 |
| 15/08/2013 | 00024285 | Water Corporation | Road/footpath reinstatement - Hydrant works | \$ 252.12 |
| 15/08/2013 | 00024286 | Colonial First State Rollover | Superannuation | \$ 161.43 |
| 15/08/2013 | 00024287 | ING DIRECT Superannuation Fund | Superannuation | \$ 119.80 |
| 15/08/2013 | 00024288 | Kinetic Superannuation | Superannuation | \$ 235.67 |
| 15/08/2013 | 00024289 | Sunsuper Superannuation Fund | Superannuation | \$ 319.57 |
| 15/08/2013 | 00024290 | WA Local Govt Superannuation Plan | Superannuation | \$ 14,471.73 |
| 15/08/2013 | 00024291 | A N Price | Refund of building and BSL | \$ 130.50 |
| 15/08/2013 | 00024292 | Gerald A Woodend | Refund of parking infringement | \$ 500.00 |
| 15/08/2013 | 00024293 | Time Builders Pty Ltd | Bond refund 14 Chamberlain St | \$ 1,000.00 |

| <u>Date</u> | <u>Payment Reference</u> | <u>Payee</u> | <u>Description</u> | <u>Amount</u> |
|-------------|--------------------------|--|--|---------------|
| 22/08/2013 | 06024294 | Australian Institute of Building Surveyors | Wind Loading, Termite Control & Window Openings Event 25 Jul 13 | \$ 185.00 |
| 22/08/2013 | 00024295 | Builders Registration Board of WA | ***** CANCELLED ***** | \$ - |
| 22/08/2013 | 00024296 | Building Commission | BSL July 2013 | \$ 8,182.89 |
| 22/08/2013 | 00024297 | St Phillips Anglican Church | 2013/2014 Council donation | \$ 2,299.00 |
| 22/08/2013 | 00024298 | Telstra Corporation Limited | Service and equipment rental to 31 Aug 13 | \$ 46.70 |
| 22/08/2013 | 00024299 | D N Webster | Possum/cat trap bond refund | \$ 100.00 |
| 22/08/2013 | 00024300 | P S Wood | Bond refund 267 Curtin Ave | \$ 1,000.00 |
| 28/08/2013 | 00024301 | Colonial First State Rollover | Superannuation | \$ 161.43 |
| 28/08/2013 | 00024302 | ING DIRECT Superannuation Fund | Superannuation | \$ 153.87 |
| 28/08/2013 | 00024303 | Kinetic Superannuation | Superannuation | \$ 235.67 |
| 28/08/2013 | 00024304 | Sunsuper Superannuation Fund | Superannuation | \$ 319.57 |
| 28/08/2013 | 00024305 | WA Local Govt Superannuation Plan | Superannuation | \$ 14,391.55 |
| 29/08/2013 | 00024306 | BCITF | BCITF July 2013 | \$ 24,066.43 |
| 29/08/2013 | 00024307 | Cottesloe Junior Football Club Inc | 2013/2014 Council donation | \$ 5,000.00 |
| 29/08/2013 | 00024308 | Hewlett Packard Australia Pty Ltd | 35 TRIM licences HP Support - 1 Sep 13 - 31 Aug 14 | \$ 8,253.55 |
| 29/08/2013 | 00024309 | Records and Information Management | Membership fee - C Mizutani | \$ 330.00 |
| 29/08/2013 | 00024310 | Synergy | Streetlight charges 28 Jun - 27 Jul 13 | \$ 399.40 |
| 29/08/2013 | 00024311 | LS Kennedy | Partial Refund | \$ 341.00 |
| 29/08/2013 | 00024312 | M J & R E Ebsworthy | Overpayment Refund | \$ 722.08 |
| 29/08/2013 | 00024313 | D P & L K Buckland | Overpayment Refund | \$ 347.44 |
| 29/08/2013 | 00024314 | Dale Atcock Home Improvements | Bond refund 1 Alexandra Ave | \$ 1,000.00 |
| 2/08/2013 | 667.1020 | By Word of Mouth Pty Ltd | Catering Works for various council meetings | \$ 1,761.10 |
| 2/08/2013 | 667.103 | Benara Nurseries | Various plants | \$ 4,561.85 |
| 2/08/2013 | 667.1102 | Betta Turf | Turf and turf start | \$ 250.00 |
| 2/08/2013 | 667.1116 | Kyocera Mita Australia Pty Ltd | Meter reading for printing - Jun 13 | \$ 697.50 |
| 2/08/2013 | 667.1142 | Fleet Partners Pty Ltd | Lease fee for coastcare vehicle 1DRZ951 30 Jul - 29 Aug 13 | \$ 875.54 |
| 2/08/2013 | 667.1249 | Itagz Pty Ltd | 500 2016 dog tags - blue | \$ 258.50 |
| 2/08/2013 | 667.1285 | Glyde Gallery Conservation | Conservation treatment on pictures | \$ 5,400.00 |
| 2/08/2013 | 667.1340 | F J Fitzsimmons & Co | install trafficable lid to drain on Curtin Ave | \$ 1,760.00 |
| 2/08/2013 | 667.1389 | Advanced Traffic Management | Traffic management Curtin Ave and Princes St 27 & 28 Jun 13 | \$ 1,388.48 |
| 2/08/2013 | 667.1398 | iGISWA | iGIS Property schedule cover, Liability insurance, workcare and casual hirer's cover - 30 Jun 13 - 30 Jun 14 | \$ 130,456.55 |
| 2/08/2013 | 667.1428 | Subaru Wanganara | Passenger vehicle | \$ 53,210.87 |
| 2/08/2013 | 667.1473 | Eco Resources Pty Ltd | Waste disposal fee | \$ 3,300.00 |
| 2/08/2013 | 667.1479 | Environmental Wastewater C S Pty Ltd | Road sweeping - Jun 13 | \$ 5,785.33 |
| 2/08/2013 | 667.1495 | Cardiac Pty Ltd | Health risk assessments | \$ 1,489.40 |
| 2/08/2013 | 667.153 | iGIS Insurance Broking | Councillors and Officers Liability and Personal Accident cover 30 Jun 13 - 30 Jun 14 | \$ 6,549.75 |
| 2/08/2013 | 667.1544 | Murdoch University | Post Graduate Diploma - Human Resources | \$ 2,620.00 |
| 2/08/2013 | 667.1550 | Commonwealth Bank of Australia | Year End Audit Certificate 2012/2013 | \$ 60.00 |
| 2/08/2013 | 667.1582 | Snap Claremont | Plan printing | \$ 57.50 |

| <u>Date</u> | <u>Payment Reference</u> | <u>Payee</u> | <u>Description</u> | <u>Amount</u> |
|-------------|--------------------------|--|--|---------------|
| 2/08/2013 | 667.1608 | Leda Security Products Pty Ltd | Cadillac bike rack | \$ 3,730.32 |
| 2/08/2013 | 667.1625 | Instrulabs Pty Ltd | 32GB memory card for noise meter | \$ 330.00 |
| 2/08/2013 | 667.1634 | Creative Spaces | Design and fabrication of interpretive signage | \$ 981.75 |
| 2/08/2013 | 667.1653 | Chamberlain Dean Pty Ltd | Temporary depot staff w/e 19 Jul 13 | \$ 2,705.67 |
| 2/08/2013 | 667.1655 | Landmark Products Ltd | Drink fountain with dog bowl | \$ 4,405.50 |
| 2/08/2013 | 667.1650 | Access Unlimited International Pty | Supply and install height safety systems at Civic Centre | \$ 5,450.50 |
| 2/08/2013 | 667.1657 | Marinecast Sales and Ace Flagpoles | 6 Metre flagpole | \$ 957.00 |
| 2/08/2013 | 667.1672 | Environmental Health Australia (NSW) | Membership subscription 2013/2014 | \$ 295.00 |
| 2/08/2013 | 667.1673 | M Rachan | Police clearance reimbursement | \$ 53.50 |
| 2/08/2013 | 667.188 | Bob Jane T-Mart | Repair bobcat tyre | \$ 40.00 |
| 2/08/2013 | 667.198 | Australian Institute of Management | In-house Excel Intermediate 2007 training | \$ 4,455.00 |
| 2/08/2013 | 667.202 | Claremont Concrete Works | Install brick paving | \$ 5,268.12 |
| 2/08/2013 | 667.205 | Cottesloe News Delivery | Daily newspapers delivered 9 Jun - 6 Jul 13 | \$ 57.00 |
| 2/08/2013 | 667.22 | Landgate - VGO | Fortnightly valuation service 25 May - 21 Jun 13 | \$ 85.40 |
| 2/08/2013 | 667.24 | Iron Mountain Australia Pty Ltd | Offsite storage of records - Jun 13 | \$ 114.62 |
| 2/08/2013 | 667.25 | P & A Hughes & Sons | Hire of backhoe and driver relocate limestone at beach and remove waste/rubble | \$ 4,356.00 |
| 2/08/2013 | 667.33 | Cottesloe Medical Centre | Pre-employment medicals | \$ 299.93 |
| 2/08/2013 | 667.35 | Cottesloe IGA | Hardware supplies | \$ 91.85 |
| 2/08/2013 | 667.37 | Staples Australia Pty Ltd | Stationery order | \$ 169.17 |
| 2/08/2013 | 667.47 | Collisters Electrical | Electrical work at Civic Centre | \$ 168.30 |
| 2/08/2013 | 667.539 | Local Health Authorities Analytical | 2013/2014 charges for food testing analysis | \$ 2,039.83 |
| 2/08/2013 | 667.544 | B M Pember | Consulting services | \$ 3,781.25 |
| 2/08/2013 | 667.577 | Australian Plant Wholesalers | Assortment of plants | \$ 1,085.15 |
| 2/08/2013 | 667.62 | Bunning's Group Ltd | Hardware supplies | \$ 230.75 |
| 2/08/2013 | 667.7 | Westerns Chainwire | Supply/install chainwire fence - Station St carpark | \$ 2,585.00 |
| 2/08/2013 | 667.70 | Digital Mapping Solutions | IntraMaps subscription & DMS technical support - 1 Jul 13 - 30 Jun 14 | \$ 15,015.00 |
| 2/08/2013 | 667.77 | Galvins Plumbing Supplies | Drinking fountain tap button operation | \$ 410.44 |
| 2/08/2013 | 667.78 | Roads 2000 | Traffic management plan - Railway St 2012/2013 and drainage installation Railway St | \$ 10,124.29 |
| 2/08/2013 | 667.79 | Perth Irrigation Centre | Irrigation hardware supplies | \$ 233.94 |
| 2/08/2013 | 667.83 | Flexi Staff Pty Ltd | Temporary depot staff w/e 20 Jul 13 | \$ 1,720.82 |
| 2/08/2013 | 667.84 | West Australian Local Government Association | Annual Subscriptions for 2013/2014 and Marketforce advertising - Jun 13 | \$ 25,116.46 |
| 2/08/2013 | 667.85 | Western Metropolitan Regional Council | Transfer station waste disposal | \$ 30,088.74 |
| 2/08/2013 | 667.86 | Statewide Line Marking | Re-instate parking, disabled bays and bus stops and no stopping lines in various locations | \$ 1,337.60 |
| 2/08/2013 | 667.89 | Major Motors Pty Ltd | Service 3T tip truck 1DNF376 | \$ 181.50 |
| 2/08/2013 | 667.891 | Austral Mercantile Collections Pty | Debt recovery for outstanding rates | \$ 264.00 |
| 2/08/2013 | 667.900 | Red 11 | R19" rack for depot | \$ 1,140.03 |
| 2/08/2013 | 667.91 | Claremont Asphalt | Asphalt repair work at 137 Grant St | \$ 770.00 |
| 2/08/2013 | 667.939 | Sea View Golf Club | 2013/2014 Council Donation | \$ 3,875.00 |

| <u>Date</u> | <u>Payment Reference</u> | <u>Payee</u> | <u>Description</u> | <u>Amount</u> |
|-------------|--------------------------|--|--|---------------|
| 2/08/2013 | 667.94 | Insight CCS Pty Ltd | After hours answering service - Jun 13 | \$ 424.86 |
| 2/08/2013 | 667.955 | Minuteman Press | Scanning committee and council agendas - Apr 13 | \$ 60.01 |
| 2/08/2013 | 667.998 | Road Signs Australia Pty Ltd | 8 Grab rails | \$ 572.00 |
| 2/08/2013 | 668.3 | Child Support Agency | Child support | \$ 388.11 |
| 2/08/2013 | 668.5 | LGRCEU | Union | \$ 155.20 |
| 5/08/2013 | 669.98000 | Australian Taxation Office | Monthly Business Activity Statement | \$ 18,169.14 |
| 06/08/13 | 670.1098 | National Australia Bank Business Visa | 2 Nitro Pro V8 and international transaction fee - \$215.73 | \$ 224.73 |
| | | | Monthly credit card fee - \$9.00 | |
| 8/08/2013 | 671.103 | Benara Nurseries | 25x5ft Hibiscus | \$ 270.88 |
| 8/08/2013 | 671.1099 | O'Connor Lawnmower & Chainsaw Centre | Supply chains for pole saw | \$ 140.80 |
| 8/08/2013 | 671.111 | Murphy's Electrical Company | Inspect/repair flood lights at Harvey Field | \$ 3,203.75 |
| 8/08/2013 | 671.114 | Creation Landscape Supplies | White washed sand for playground sandpit | \$ 459.00 |
| 8/08/2013 | 671.1237 | Dale's Dairy Dash | Weekly milk supplies w/e 25 Jun, 6 Jul, 13 Jul, 20 Jul and 27 Jul 13 | \$ 275.20 |
| 8/08/2013 | 671.1280 | ICEA Foundation | 2013/2014 Council donation | \$ 5,000.00 |
| 8/08/2013 | 671.1389 | Advanced Traffic Management (WA) Pty Ltd | Traffic management for Curtin/Princes on 4 Jul 13 | \$ 1,089.00 |
| 8/08/2013 | 671.139 | Australia Post | Daily mail delivered and picked up - Jun 13 | \$ 980.99 |
| 8/08/2013 | 671.146 | Bring Couriers | Courier service | \$ 72.89 |
| 8/08/2013 | 671.1473 | Eco Resources Pty Ltd | Receive waste/rubbie - Jul 13 | \$ 1,980.00 |
| 8/08/2013 | 671.153 | Lois Insurance Broking | Motor vehicle insurance - 30 Jun 13 - 30 Jun 14 | \$ 32,345.83 |
| 8/08/2013 | 671.1576 | Edinger Real Estate | Lease for Stack St depot - Sep 13 | \$ 14,391.66 |
| 8/08/2013 | 671.159 | John Parker Vector Jet Rodding | Drain cleaning Jul 13 | \$ 2,750.00 |
| 8/08/2013 | 671.1646 | City Rubber Stamps and Trophies | 15ml of uikimark red ink for stamp | \$ 32.00 |
| 8/08/2013 | 671.1653 | Chamberlain Dean Pty Ltd T/A Prime | Temporary depot staff w/e 5 Aug 13 | \$ 1,362.86 |
| 8/08/2013 | 671.1670 | Robert A Hawker | Tuning of Grand Piano - Music for Pleasure | \$ 220.00 |
| 8/08/2013 | 671.1675 | Ma'air Dangerous Goods Specialists | Hardware supplies | \$ 292.00 |
| 8/08/2013 | 671.1676 | Searle Fasteners Pty Ltd | Hardware supplies | \$ 51.08 |
| 8/08/2013 | 671.17 | Post Newspaper Pty Ltd | Cottesloe page publication - Post News - Jul 13 | \$ 1,430.00 |
| 8/08/2013 | 671.198 | Australian Institute of Management | Registered - Project Management Fundamentals | \$ 1,135.00 |
| 8/08/2013 | 671.20 | Hilimack Sales (Australia) Pty Ltd | 3m3 grano footpath repairs - Marine Pde, concrete for Civic Centre, Grano mix for Railway St and Eric St | \$ 1,157.00 |
| 8/08/2013 | 671.201 | Environmental Printing Company | 2000 folding machine envelopes | \$ 352.00 |
| 8/08/2013 | 671.22 | Landgate - VGO | Forthnightly valuations 22 Jun - 5 Jul 13 | \$ 272.41 |
| 8/08/2013 | 671.26 | Greenway Enterprises | Hardware supplies | \$ 472.82 |
| 8/08/2013 | 671.35 | Cottesloe iGA | Milk supplies | \$ 14.45 |
| 8/08/2013 | 671.37 | Staples Australia Pty Ltd | Supplies for Music for Pleasure | \$ 485.25 |
| 8/08/2013 | 671.523 | Local Government Managers Australia | iGMA membership 2013/2014 | \$ 442.00 |
| 8/08/2013 | 671.526 | Zipform Pty Ltd | Print/supply 500 13/14 Rates notices | \$ 653.40 |
| 8/08/2013 | 671.651 | E & M Rosher Pty Ltd | Repair wheel bearing in front tyres - ride-on-mower | \$ 522.50 |
| 8/08/2013 | 671.82 | Civica Pty Ltd | Purchase of Authority support services | \$ 5,500.00 |
| 8/08/2013 | 671.83 | Flexi Staff Pty Ltd | Temporary depot staff w/e 27 Jul 13 | \$ 1,354.24 |

| <u>Date</u> | <u>Payment Reference</u> | <u>Payee</u> | <u>Description</u> | <u>Amount</u> |
|-------------|--------------------------|--|--|---------------|
| 8/08/2013 | 671.85 | Western Metropolitan Regional Council | Transfer station waste disposa: | \$ 9,293.81 |
| 8/08/2013 | 671.89 | Major Motors Pty Ltd | Service 2T tip truck 1DNF388 | \$ 181.50 |
| 8/08/2013 | 671.91 | Claremont Asphalt | Asphalt repair 5 Ackland Way | \$ 550.00 |
| 8/08/2013 | 671.955 | Minuteman Press | Artwork, 100 x A3 posters & 500 flyer | \$ 353.91 |
| 15/08/2013 | 672.1020 | By Word of Mouth Pty Ltd | Catering for LG reform briefing and Mayoral meeting | \$ 1,947.22 |
| 15/08/2013 | 672.1042 | Recall Information Management Pty Ltd | Secure bin shredding service - Jul 13 | \$ 79.73 |
| 15/08/2013 | 672.1121 | Fast Finishing Services | Binding Committee & Council - Agendas & Minutes - Apr 13 | \$ 88.00 |
| 15/08/2013 | 672.1131 | Globe Australia Pty Ltd | Application of fertiliser - Spring and Autumn blend | \$ 2,656.50 |
| 15/08/2013 | 672.1239 | One Fire Group | Quarterly inspection of fire indicator panel 10 Jul - 9 Oct 13 | \$ 302.50 |
| 15/08/2013 | 672.1245 | Nu-Trac Rural Contracting | Beach cleaning - Jul 13 | \$ 2,680.00 |
| 15/08/2013 | 672.128 | Total Packaging (WA) Pty Ltd | 20 boxes of dog waste bags | \$ 1,716.00 |
| 15/08/2013 | 672.1334 | Down Under Stump Grinding Pty Ltd | Grind stumps at various locations | \$ 440.00 |
| 15/08/2013 | 672.1377 | Harvey Norman AV/IT Superstore | Coffee Machine | \$ 564.00 |
| 15/08/2013 | 672.1389 | Advanced Traffic Management (WA) Pty Ltd | Traffic management Stirling Hwy 10 Jul 13 | \$ 1,050.78 |
| 15/08/2013 | 672.139 | Australia Post | Daily mail delivered and pick up - Jul 13 | \$ 1,202.12 |
| 15/08/2013 | 672.1404 | Proficiency Group Pty Ltd | Training/Mentoring 30 Jan - 13 Jul 13 | \$ 660.00 |
| 15/08/2013 | 672.1493 | Need A Bin | Monthly site fee - E-waste bin | \$ 66.00 |
| 15/08/2013 | 672.1582 | Snap Claremont | Plan printing | \$ 18.50 |
| 15/08/2013 | 672.1636 | Young's Plumbing Service Pty Ltd | Installation of drinking fountain Marine Pde | \$ 1,612.60 |
| 15/08/2013 | 672.1645 | Swissclinical Australia Pty Ltd | Dry-cleaning | \$ 57.00 |
| 15/08/2013 | 672.1677 | Flexiglass Challenge Pty Ltd | Canopy for Triton ute | \$ 1,982.00 |
| 15/08/2013 | 672.1678 | Cottesloe Longboard Club Inc | 2013/2014 Council Donation - Whalebone 2013 | \$ 5,000.00 |
| 15/08/2013 | 672.19 | McLeods Barristers & Solicitors | Parking prosecution | \$ 1,740.66 |
| 15/08/2013 | 672.20 | Hillmack Sales (Australia) Pty Ltd | 0.2 grano sump - 163 Broome St | \$ 310.00 |
| 15/08/2013 | 672.25 | P & A Hughes & Sons | Remove waste/rubble from depot 10 & 11 Jul 13 | \$ 1,782.00 |
| 15/08/2013 | 672.35 | Cottesloe IGA | Supplies for Music for Pleasure | \$ 56.54 |
| 15/08/2013 | 672.36 | Grants of Cottesloe | Assortment of wine - various meetings | \$ 406.80 |
| 15/08/2013 | 672.37 | Staples Australia Pty Ltd | 9 HP 8300E and 5 HJP 454ES and stationery orders for various departments | \$ 11,206.26 |
| 15/08/2013 | 672.38 | Veolia Environmental Services | Replacement hook bin and waste disposal | \$ 979.02 |
| 15/08/2013 | 672.514 | TAPSS Community Care | Council contribution 1 Jul - 31 Dec 13 | \$ 29,069.70 |
| 15/08/2013 | 672.541 | Signs Plus | Name badges | \$ 57.00 |
| 15/08/2013 | 672.544 | B M Pember | Consulting services | \$ 1,718.75 |
| 15/08/2013 | 672.55 | Shire of Peppermint Grove | Quarterly contribution - 1 Jul - 30 Sep 13 | \$ 158,120.86 |
| 15/08/2013 | 672.581 | ID Consulting Pty Ltd | WESROC economy id annual subscription 1 Aug 13 - 31 Jul 14 | \$ 13,310.00 |
| 15/08/2013 | 672.609 | WA Rangers Association | 3 Registration - Annual Rangers Conference 2013 | \$ 1,410.00 |
| 15/08/2013 | 672.62 | Burning's Group Ltd | Hardware supplies | \$ 132.13 |
| 15/08/2013 | 672.764 | Pitney Bowes Australia Pty Ltd | Lease fee for folding machine 30 Jul - 30 Oct 13 | \$ 1,787.50 |
| 15/08/2013 | 672.83 | Flexi Staff Pty Ltd | Temporary depot staff w/e 3 Aug 13 | \$ 1,374.45 |
| 15/08/2013 | 672.85 | Western Metropolitan Regional Council | Transfer station waste disposal | \$ 17,047.06 |
| 15/08/2013 | 672.89 | Major Motors Pty Ltd | Service/replace parts - 5T truck 1DW785 | \$ 1,115.60 |

| <u>Date</u> | <u>Payment Reference</u> | <u>Payee</u> | <u>Description</u> | <u>Amount</u> |
|-------------|--------------------------|--------------------------------------|---|---------------|
| 15/08/2013 | 672.908 | Transpacific Cleanaway | Domestic/commercial waste collection - Jul 13 | \$ 36,994.81 |
| 15/08/2013 | 673.3 | Child Support Agency | Child support | \$ 388.11 |
| 15/08/2013 | 673.5 | LGRCU | Union | \$ 155.20 |
| 16/08/2013 | 674.51 | Westnet Pty Ltd | Internet access - Sep 13 | \$ 139.23 |
| 19/08/2013 | 675.176 | Custom Service Leasing Pty Ltd | Fuel for custom fleet | \$ 7,339.11 |
| 21/08/2013 | 676.1131 | Globe Australia Pty Ltd | Hardware supplies | \$ 466.40 |
| 21/08/2013 | 676.1185 | Cool Clear Water Group Ltd | Rental/service/maintenance of water dispenser Aug - Oct 13 | \$ 198.00 |
| 21/08/2013 | 676.122 | Jackson McDonald Lawyers | Annual Audit 2013 | \$ 440.00 |
| 21/08/2013 | 676.1229 | The Planning Group WA Pty Ltd | Cottesloe works depot design advice | \$ 27,438.40 |
| 21/08/2013 | 676.1439 | Honda North | Service fleet vehicle ID7S974 10 Aug 13 | \$ 317.50 |
| 21/08/2013 | 676.1473 | Eco Resources Pty Ltd | Receive waste/rubble - Aug 13 | \$ 1,980.00 |
| 21/08/2013 | 676.1512 | Allfilters Pty Ltd | Service and change water filter at works depot | \$ 157.30 |
| 21/08/2013 | 676.16 | Presswise Publications | Civic Centre News - Post Newspaper 10 Aug 13 | \$ 1,045.00 |
| 21/08/2013 | 676.1614 | Challenger Institute of Technology | Certificate II Horticulture - A Lemosnier | \$ 476.11 |
| 21/08/2013 | 676.1645 | Swissclinical Australia Pty Ltd | Dry-cleaning | \$ 222.00 |
| 21/08/2013 | 676.1653 | Chamberlain Dean Pty Ltd | Temporary depot staff w/e 12 Aug 13 | \$ 1,342.81 |
| 21/08/2013 | 676.1652 | Environmental Health Australia (WA) | 38th National Environment Health Conference full registration | \$ 990.00 |
| 21/08/2013 | 676.1684 | Monduluce (Aust) Pty Ltd | Lighting supplies | \$ 313.50 |
| 21/08/2013 | 676.181 | JR & A Hersey Pty Ltd | Pine logs and socket set | \$ 1,603.25 |
| 21/08/2013 | 676.187 | WA Limestone Company | Semi load of foam | \$ 439.89 |
| 21/08/2013 | 676.197 | Hoicim (Australia) Pty Ltd | Cement for sculpture pad North Cottesloe Primary | \$ 388.52 |
| 21/08/2013 | 676.205 | Cottesloe News Delivery | Daily newspapers delivered to Civic Centre 7 Jul - 3 Aug 13 | \$ 57.00 |
| 21/08/2013 | 676.21 | Landgate | Aerial imagery 2012 | \$ 462.00 |
| 21/08/2013 | 676.25 | P & A Hughes & Sons | Remove waste from depot 18 Jul 13 | \$ 1,782.00 |
| 21/08/2013 | 676.35 | Cottesloe IGA | Milk supplies for Music for Pleasure | \$ 9.16 |
| 21/08/2013 | 676.36 | Grants of Cottesloe | Assortment of wines - council meetings | \$ 502.50 |
| 21/08/2013 | 676.37 | Staples Australia Pty Ltd | Hardware supplies | \$ 1,568.05 |
| 21/08/2013 | 676.46 | Professional Tree Surgeons | Remove broken hanging branch - Alexandra Ave | \$ 286.00 |
| 21/08/2013 | 676.49 | Charles Service Company | Cleaning contract - Jul 13 | \$ 4,773.35 |
| 21/08/2013 | 676.504 | L & L Design Services | Engineering technical officer - staff assistance 26 Jun - 21 Jul 13 | \$ 5,044.59 |
| 21/08/2013 | 676.526 | Zipform Pty Ltd | Annual rates notice 2013/2014 | \$ 10,094.79 |
| 21/08/2013 | 676.580 | St John Ambulance Australia (WA) inc | First Aid Course | \$ 160.00 |
| 21/08/2013 | 676.62 | Bunning's Group Ltd | Hardware supplies | \$ 68.29 |
| 21/08/2013 | 676.645 | Cobblestone Concrete | Repair broken footpath Forrest St | \$ 2,200.00 |
| 21/08/2013 | 676.764 | Pitney Bowes Australia Pty Ltd | Service/parts for folding machine 16 Aug 13 - 15 Feb 14 | \$ 926.75 |
| 21/08/2013 | 676.79 | Perth Irrigation Centre | Irrigation hardware supplies | \$ 248.54 |
| 21/08/2013 | 676.83 | Flexi Staff Pty Ltd | Temporary depot staff w/e 10 Aug 13 | \$ 1,354.24 |
| 21/08/2013 | 676.88 | Ocean IT Pty Ltd | Onsite managed IT, Ethernet connection, ADSL connection & Stack St - depot and total secure email subscription for 1 year | \$ 14,001.78 |
| 21/08/2013 | 676.89 | Major Motors Pty Ltd | Monthly service IDFQ064 | \$ 298.02 |

| <u>Date</u> | <u>Payment Reference</u> | <u>Payee</u> | <u>Description</u> | <u>Amount</u> |
|-------------|--------------------------|--|--|---------------|
| 29/08/2013 | 677.1020 | By Word of Mouth Pty Ltd | Catering for meetings 19 & 21 Aug 13 | \$ 980.10 |
| 29/08/2013 | 677.1099 | O'Connor Lawnmower & Chainsaw Centre | Stihl Km130 power head for edger | \$ 599.00 |
| 29/08/2013 | 677.1116 | Kyocera Mita Australia Pty Ltd | Meter reading for photocopiers - Jul 13 | \$ 896.28 |
| 29/08/2013 | 677.1244 | The Churches' Commission on Education | 2013/2014 council donations | \$ 2,200.00 |
| 29/08/2013 | 677.132 | Landfill Gas & Power Pty Ltd | Black power supply 1 Jul - 1 Aug 13 | \$ 3,364.25 |
| 29/08/2013 | 677.1361 | Department of Transport | Search for vehicle ownership - Jul 13 | \$ 631.60 |
| 29/08/2013 | 677.1377 | Harvey Norman Av/IT Superstore | Catering supplies | \$ 150.00 |
| 29/08/2013 | 677.1389 | Advanced Traffic Management (WA) Pty Ltd | Traffic management - Stirling Hwy 29-31 Jul | \$ 2,907.30 |
| 29/08/2013 | 677.1479 | Environmental Wastewater C S Pty Ltd | Street sweeping - Jul 13 | \$ 5,855.86 |
| 29/08/2013 | 677.1582 | Snap Claremont | Plan printing | \$ 46.00 |
| 29/08/2013 | 677.1583 | Information Proficiency | Training/mentoring 14-27 Jul 13 | \$ 742.50 |
| 29/08/2013 | 677.1633 | North Fremantle Leadlights | Completion of leadlight window replacement | \$ 2,123.00 |
| 29/08/2013 | 677.1653 | Chamberlain Dean Pty Ltd | Temporary depot staff w/e 16 Aug 13 | \$ 937.97 |
| 29/08/2013 | 677.1683 | Beacon Equipment | New chainsaws, brushcutters, pruners & hedgetrimmers | \$ 6,105.00 |
| 29/08/2013 | 677.1685 | Pacific Hydro Retail Pty Ltd | Bulk purchase of greenpower Jul 13 - Jun 14 | \$ 4,400.00 |
| 29/08/2013 | 677.1686 | Kwik Transport & Crane Hire Pty Ltd | 2013 Sculpture by the Sea acquisition installed at North Cottesloe Primary | \$ 231.00 |
| 29/08/2013 | 677.197 | Holcim (Australia) Pty Ltd | 1m3 Cockburn crème and oxide cement | \$ 416.90 |
| 29/08/2013 | 677.24 | Iron Mountain Australia Pty Ltd | Offsite storage of records - Jul 13 | \$ 234.33 |
| 29/08/2013 | 677.25 | P & A Hughes & Sons | Remove tree stump 6 Rosendo & remove waste from depot | \$ 2,871.00 |
| 29/08/2013 | 677.35 | Cottesloe IGA | Supplies for Mayoral & CEO's meeting 21 | \$ 82.17 |
| 29/08/2013 | 677.46 | Professional Tree Surgeons | Remove tree in laneway next 253 Marmion St | \$ 704.00 |
| 29/08/2013 | 677.555 | K R Sputore | Reimbursement - Conference, meetings and parking expenses | \$ 223.18 |
| 29/08/2013 | 677.62 | Bunning's Group Ltd | Hardware supplies | \$ 192.65 |
| 29/08/2013 | 677.651 | E & MJ Resher Pty Ltd | 2 Kubota ride on mowers | \$ 15,620.00 |
| 29/08/2013 | 677.654 | Gabriels Environmental Design | Noise monitoring of Cottesloe Beach Hotel 2 and 3 Feb 13 | \$ 1,188.00 |
| 29/08/2013 | 677.66 | Advanced Nursery | Assortment of trees | \$ 3,751.00 |
| 29/08/2013 | 677.7 | Western Chainwire | Installed linkmesh fence to Civic Centre playground | \$ 2,607.00 |
| 29/08/2013 | 677.738 | Securepay Pty Ltd | Web payments. Prepaid plan 2-6000 trans | \$ 1,540.00 |
| 29/08/2013 | 677.79 | Perth Irrigation Centre | Irrigation hardware supplies | \$ 27.66 |
| 29/08/2013 | 677.82 | Civica Pty Ltd | Authority Upgrade | \$ 4,565.00 |
| 29/08/2013 | 677.83 | Flexi Staff Pty Ltd | Temporary depot staff w/e 17 Aug 13 | \$ 1,354.24 |
| 29/08/2013 | 677.84 | West Australian Local Government Association | Human Resource seminar 9 Aug 13 | \$ 250.00 |
| 29/08/2013 | 677.85 | Western Metropolitan Regional Council | Transfer station waste disposal | \$ 15,045.09 |
| 29/08/2013 | 677.87 | Repro Auto Parts | Toggle switch and heat shrink | \$ 14.42 |
| 29/08/2013 | 677.88 | Ocean IT Pty Ltd | Depot data rack - 3 hours onsite labour | \$ 422.40 |
| 29/08/2013 | 677.880 | Telstra Corp Ltd | Damage to Telstra property 53 Stirling Hwy | \$ 2,233.37 |
| 29/08/2013 | 677.89 | Major Motors Pty Ltd | Service 21 truck 1EGF597 | \$ 181.50 |
| 29/08/2013 | 677.891 | Austral Mercantile Collections Pty | Debt recovery | \$ 78.10 |
| 29/08/2013 | 677.94 | Insight CCS Pty Ltd | After hours answering services - Jul 13 | \$ 415.84 |
| 29/08/2013 | 677.955 | Minuteman Press | Scanning council and committee minutes | \$ 60.01 |

| <u>Date</u> | <u>Payment Reference</u> | <u>Payee</u> | <u>Description</u> | <u>Amount</u> |
|-------------|--------------------------|--------------------------------|---------------------------------|------------------------|
| 29/08/2013 | 677.982 | Titan Ford | Depot Utility Vehicle | \$ 23,814.49 |
| 29/08/2013 | 677.998 | Road Signs Australia Pty Ltd | Little Marine Parade name plate | \$ 115.50 |
| 29/08/2013 | 678.3 | Child Support Agency | Child support | \$ 388.11 |
| 29/08/2013 | 678.5 | LGRCEU | Union | \$ 155.20 |
| 1/08/2013 | | Commonwealth Bank of Australia | Bank fees | \$ 306.00 |
| 2/08/2013 | | Bankwest | New term deposit investment | \$ 450,000.00 |
| 8/08/2013 | | Westpac Bank | New term deposit investment | \$ 450,000.00 |
| 13/08/2013 | | Dishonoured Cheque | Rates instalment | \$ 190.41 |
| 13/08/2013 | | National Australia Bank | Transfer to investment account | \$ 250,000.00 |
| 14/08/2013 | | Town of Cottesloe Staff | Fortnightly payroll | \$ 78,460.01 |
| 15/08/2013 | | National Australia Bank | Bank fees | \$ 41.67 |
| 16/08/2013 | | National Australia Bank | New term deposit investment | \$ 475,000.00 |
| 20/08/2013 | | National Australia Bank | Bank fees | \$ 90.98 |
| 27/08/2013 | | Westpac Bank | New term deposit investment | \$ 490,000.00 |
| 28/08/2013 | | Dishonoured Cheque | Rates instalment | \$ 499.75 |
| 28/08/2013 | | Town of Cottesloe Staff | Fortnightly payroll | \$ 77,883.88 |
| 30/08/2013 | | National Australia Bank | Transfer to investment account | \$ 480,000.00 |
| 30/08/2013 | | National Australia Bank | Bank fees | \$ 455.60 |
| 30/08/2013 | | National Australia Bank | Bank fees | \$ 704.06 |
| 30/08/2013 | | National Australia Bank | Bank fees | \$ 715.81 |
| 30/08/2013 | | National Australia Bank | Bank fees | \$ 1,021.58 |
| 30/08/2013 | | National Australia Bank | Bank fees | \$ 3,363.86 |
| | | Grand Total: | | \$ 3,844,155.11 |

Pursuant to Regulation of 13(4) of the local Government (Financial Management) Regulations the total of all other outstanding accounts for payment as at the date of this payment listing being prepared is \$1,366,584

I hereby certify that the above schedule of accounts totalling \$3,844,155.11 as submitted to the Works & Corporate Services Committee meeting held on 20 August 2013

Signed (Chairperson of the Works & Corporate Services Committee)

TOWN OF COTTESLOE
RESERVES - CASH BACKED INVESTMENTS
FOR THE PERIOD ENDING 31 AUGUST 2013

| | 2013-2014 ACTUAL | 2013-2014 BUDGET \$ |
|--|---------------------|---------------------------|
| 1 Area Improvement | | |
| Purpose: To fund the cost of improving facilities within the Municipality. | | |
| Opening Balance | 857 | 891 |
| Transfer to Reserves | 5 | 27 |
| Transfer from Reserves | - | (918) |
| | <u>862</u> | <u>-</u> |
| 2 Waste Management Reserve | | |
| Purpose: To fund the improvement, replacement and expansion of waste management plant, equipment, facilities and services. | | |
| Opening Balance | 73,365 | 72,867 |
| Transfer to Reserves | 395 | 2,186 |
| Transfer from Reserves | - | - |
| Closing Balance | <u>73,760</u> | <u>75,053</u> |
| 3 Parking Reserve | | |
| Purpose: To set aside funds from developers for the development of parking facilities | | |
| Opening Balance | 9,677 | 14,300 |
| Transfer to Reserves | 52 | 429 |
| Transfer from Reserves | - | - |
| Closing Balance | <u>9,729</u> | <u>14,729</u> |
| 4 Leave Reserve | | |
| Purpose: To set asides funds to assist with the funding of unexpected employee entitlements | | |
| Opening Balance | 169,232 | 168,125 |
| Transfer to Reserves | 912 | 5,044 |
| Transfer from Reserves | - | - |
| Closing Balance | <u>170,144</u> | <u>173,169</u> |
| 5 Civic Centre Reserve | | |
| Purpose: To fund the cost of upgrading the civic centre. | | |
| Opening Balance | 1,533 | 1,410 |
| Transfer to Reserves | 8 | 42 |
| Transfer from Reserves | - | (1,452) |
| Closing Balance | <u>1,541</u> | <u>-</u> |

TOWN OF COTTESLOE
RESERVES - CASH BACKED INVESTMENTS
FOR THE PERIOD ENDING 31 AUGUST 2013

| | 2013-2014 ACTUAL | 2013-2014 BUDGET \$ |
|--|-------------------------|---------------------------|
| 6 Property Reserve | | |
| Purpose: To contribute towards future property construction/renewal. | | |
| Opening Balance | 365,869 | 364,364 |
| Transfer to Reserves | 1,969 | 11,077 |
| Transfer from Reserves | - | - |
| Closing Balance | <u>367,838</u> | <u>375,441</u> |
| 7 Infrastructure Reserve | | |
| Purpose: To contribute towards future infrastructure construction/renewal. | | |
| Opening Balance | 379,667 | 377,781 |
| Transfer to Reserves | 2,042 | 11,333 |
| Transfer from Reserves | - | (162,000) |
| Closing Balance | <u>381,709</u> | <u>227,114</u> |
| 8 Unspent Grants/Funds Reserve | | |
| Purpose: To account for unspent grants/funds at year end | | |
| Opening Balance | 1,193 | 920 |
| Transfer to Reserves | 6 | 33 |
| Transfer from Reserves | - | (953) |
| Closing Balance | <u>1,199</u> | <u>-</u> |
| 9 Legal Reserve | | |
| Purpose: To provide funds to provide for legal expenses | | |
| Opening Balance | 63,215 | 62,824 |
| Transfer to Reserves | 340 | 1,885 |
| Transfer from Reserves | - | - |
| Closing Balance | <u>63,555</u> | <u>64,709</u> |
| 10 Parking Facilities Reserve | | |
| Purpose: To provide funds to provide for parking facilities | | |
| Opening Balance | 232,778 | 231,500 |
| Transfer to Reserves | 1,253 | 6,945 |
| Transfer from Reserves | - | (204,000) |
| Closing Balance | <u>234,031</u> | <u>34,445</u> |
| 11 Sustainability Reserve | | |
| Purpose: To fund new or enhance existing Sustainability initiatives within the Town of Cottesloe | | |
| Opening Balance | - | - |
| Transfer to Reserves | - | 19,782 |
| Transfer from Reserves | - | (10,000) |
| Closing Balance | <u>-</u> | <u>9,782</u> |
| TOTAL RESERVES | <u><u>1,304,368</u></u> | <u><u>974,442</u></u> |

TOWN OF COTTESLOE

INVESTMENTS

SCHEDULE OF INVESTMENTS HELD AS AT 31 AUGUST 2013

| BANK | RATE % | TERM | MATURITY DATE | MUNICIPAL INVESTMENTS | RESERVE FUND | COMMENTS |
|--------------------------------|--------|----------|---------------|-----------------------|-----------------------|---------------------------|
| NAB | 3.80% | 180 DAYS | 26-Feb-14 | 5,286.85 | | COTTESLOE PRIMARY SCHOOL |
| NAB | 3.80% | 180 DAYS | 26-Apr-14 | 5,231.85 | | NORTH COTT PRIMARY SCHOOL |
| NATIONAL AUSTRALIA BANK | 3.80% | 180 DAYS | 28-Nov-13 | 505,985.87 | | TERM INVESTMENT |
| WESTPAC | 3.69% | 90 DAYS | 8-Nov-13 | 450,000.00 | | TERM INVESTMENT |
| BANKWEST | 3.60% | 90 DAYS | 31-Oct-13 | 450,000.00 | | TERM INVESTMENT |
| NATIONAL AUSTRALIA BANK | 3.81% | 90 DAYS | 14-Nov-13 | 475,000.00 | | TERM INVESTMENT |
| WESTPAC | 3.63% | 120 DAYS | 27-Dec-13 | 490,000.00 | | TERM INVESTMENT |
| BANKWEST | 3.65% | 60 DAYS | 27-Sep-13 | | 270,580.90 | RESERVE FUND INVESTMENTS |
| COMMONWEALTH BANK OF AUSTRALIA | 3.55% | 90 DAYS | 28-Oct-13 | | 485,217.12 | RESERVE FUND INVESTMENTS |
| NATIONAL AUSTRALIA BANK | 3.80% | 90 DAYS | 28-Nov-13 | | 192,227.25 | RESERVE FUND INVESTMENTS |
| NATIONAL AUSTRALIA BANK | 3.65% | 89 DAYS | 10-Nov-13 | | 356,342.59 | RESERVE FUND INVESTMENTS |
| | | | | \$ | \$ | |
| | | | | | <u>\$2,381,504.57</u> | <u>\$1,304,367.86</u> |

| BANK | \$ | % |
|--------------|-----------------------|---------------|
| NATIONAL | \$1,540,074.41 | 41.78 |
| WESTPAC | \$940,000.00 | 25.50 |
| BANKWEST | \$720,580.90 | 19.55 |
| COMMONWEALTH | \$485,217.12 | 13.16 |
| TOTAL | \$3,685,872.43 | 100.00 |

TOWN OF COTTESLOE

LOANS

SCHEDULE OF LOANS HELD AS AT 31 AUGUST 2013

| BANK | REF NO. | RATE % | PERIOD | MATURITY DATE | BALANCE OWING | LAST INSTALMENT DATE | NEXT INSTALMENT DATE | CURRENT LIABILITY | NON-CURRENT LIABILITY | COMMENTS |
|-------------------------|---------|--------|----------|---------------|-----------------------|----------------------|----------------------|---------------------|-----------------------|---------------------------------|
| WA TREASURY | 104 | 5.85% | 10 YEARS | 20-Oct-14 | \$37,677.88 | 20-Apr-13 | 21-Oct-13 | \$24,760.94 | \$12,916.94 | COTTESLOE TENNIS CLUB |
| WA TREASURY | 105 | 6.22% | 15 YEARS | 6-Oct-23 | \$299,933.48 | 31-Mar-13 | 6-Oct-13 | \$20,993.59 | \$278,939.89 | SEA VIEW GOLF CLUB |
| WA TREASURY | 106 | 5.25% | 10 YEARS | 3-Apr-19 | \$1,057,263.11 | 31-Mar-13 | 3-Oct-13 | \$154,193.66 | \$903,069.45 | CAPITAL PROJECT - CIVIC CENTRE |
| WA TREASURY | 107 | 6.51% | 20 YEARS | 16-Sep-29 | \$4,475,897.82 | 18-Mar-13 | 16-Sep-13 | \$157,693.86 | \$4,318,203.96 | CAPITAL PROJECT - JOINT LIBRARY |
| | | | | | <u>\$5,870,772.29</u> | | | <u>\$357,642.05</u> | <u>\$5,513,130.24</u> | |
| LOANS TO OTHER ENTITIES | | | | | \$337,611.36 | | | \$45,754.53 | \$291,856.83 | |
| LOANS FOR TOC | | | | | \$5,533,160.93 | | | \$311,887.52 | \$5,221,273.41 | |
| | | | | | <u>\$5,870,772.29</u> | | | <u>\$357,642.05</u> | <u>\$5,513,130.24</u> | |

TOWN OF COTTESLOE

SUNDRY DEBTORS REPORT AS AT 31 AUGUST 2013

| <u>Debtor Number</u> | <u>Nature Of Debt</u> | <u>3+ Months</u> | <u>2+ Months</u> | <u>1+ Month</u> | <u>Current</u> | <u>Balance</u> | <u>Status</u> |
|----------------------|---------------------------|------------------|------------------|-----------------|----------------|----------------|-----------------------|
| 3 | Waste collection charges | \$229.80 | \$114.90 | \$0.00 | \$0.00 | \$344.70 | Statements Sent |
| 439 | Health prosecution charge | \$3,000.00 | \$0.00 | \$0.00 | \$0.00 | \$3,000.00 | Payment Arrangement |
| 311 | Waste collection charges | \$2,947.80 | \$2,947.80 | \$0.00 | \$0.00 | \$5,895.60 | Statements Sent |
| 13 | Waste collection charges | \$2,370.45 | \$0.00 | \$0.00 | \$0.00 | \$2,370.45 | Sent to debt recovery |
| 43 | Various | \$1,841.30 | \$873.48 | \$0.00 | \$220.00 | \$2,934.78 | Statements Sent |
| 64 | Waste collection charges | \$1,378.80 | \$0.00 | \$0.00 | \$440.00 | \$1,818.80 | Statements Sent |
| 164 | Waste collection charges | \$297.14 | \$148.57 | \$0.00 | \$0.00 | \$445.71 | Statements Sent |
| 29 | Various | \$243.67 | \$359.17 | \$0.00 | \$0.00 | \$602.84 | Statements Sent |
| 403 | Venue hire etc | \$160.00 | \$0.00 | \$0.00 | \$495.00 | \$655.00 | Statements Sent |
| 454 | Waste collection charges | \$159.78 | \$0.00 | \$0.00 | \$0.00 | \$159.78 | Statements Sent |
| 113 | Waste collection charges | \$0.00 | \$811.10 | \$0.00 | \$0.00 | \$811.10 | Statements Sent |
| 479 | Waste collection charges | \$0.00 | \$689.40 | \$0.00 | \$0.00 | \$689.40 | Statements Sent |
| 49 | Waste collection charges | \$0.00 | \$568.00 | \$0.00 | \$0.00 | \$568.00 | Statements Sent |
| 81 | Waste collection charges | \$0.00 | \$243.67 | \$0.00 | \$0.00 | \$243.67 | Statements Sent |
| 102 | Waste collection charges | \$0.00 | \$215.93 | \$0.00 | \$0.00 | \$215.93 | Statements Sent |
| 4 | Waste collection charges | \$0.00 | \$196.13 | \$0.00 | \$0.00 | \$196.13 | Statements Sent |
| 424 | Waste collection charges | \$0.00 | \$148.57 | \$0.00 | \$0.00 | \$148.57 | Statements Sent |
| 39 | Waste collection charges | \$0.00 | \$114.90 | \$0.00 | \$0.00 | \$114.90 | Statements Sent |
| 123 | Waste collection charges | \$0.00 | \$114.90 | \$0.00 | \$0.00 | \$114.90 | Statements Sent |
| 163 | Waste collection charges | \$0.00 | \$114.90 | \$0.00 | \$0.00 | \$114.90 | Statements Sent |
| 106 | Waste collection charges | \$0.00 | \$81.22 | \$0.00 | \$860.00 | \$941.22 | Statements Sent |
| 36 | Waste collection charges | \$0.00 | \$81.22 | \$0.00 | \$0.00 | \$81.22 | Statements Sent |
| 261 | Waste collection charges | \$0.00 | \$81.22 | \$0.00 | \$0.00 | \$81.22 | Statements Sent |
| 287 | Waste collection charges | \$0.00 | \$81.22 | \$0.00 | \$0.00 | \$81.22 | Statements Sent |
| 347 | Waste collection charges | \$0.00 | \$81.22 | \$0.00 | \$0.00 | \$81.22 | Statements Sent |
| 155 | Waste collection charges | \$0.00 | \$0.20 | \$0.00 | \$0.00 | \$0.20 | Statements Sent |
| 482 | Trade in of vehicles | \$0.00 | \$0.00 | \$0.00 | \$27,000.00 | \$27,000.00 | Current |
| 98000 | Monthly BAS | \$0.00 | \$0.00 | \$0.00 | \$11,634.43 | \$11,634.43 | Current |
| 358 | Health charges | \$0.00 | \$0.00 | \$0.00 | \$6,040.00 | \$6,040.00 | Current |
| 366 | Health charges | \$0.00 | \$0.00 | \$0.00 | \$4,438.40 | \$4,438.40 | Current |
| 370 | Health charges | \$0.00 | \$0.00 | \$0.00 | \$3,660.00 | \$3,660.00 | Current |
| 357 | Health charges | \$0.00 | \$0.00 | \$0.00 | \$3,250.00 | \$3,250.00 | Current |
| 374 | Health charges | \$0.00 | \$0.00 | \$0.00 | \$3,240.00 | \$3,240.00 | Current |
| 442 | Health charges | \$0.00 | \$0.00 | \$0.00 | \$3,240.00 | \$3,240.00 | Current |

TOWN OF COTTESLOE

SUNDRY DEBTORS REPORT AS AT 31 AUGUST 2013

| <u>Debtor Number</u> | <u>Nature Of Debt</u> | <u>3+ Months</u> | <u>2+ Months</u> | <u>1+ Month</u> | <u>Current</u> | <u>Balance</u> | <u>Status</u> |
|----------------------|-----------------------|--------------------|-------------------|-----------------|--------------------|---------------------|---------------|
| 175 | WESROC projects | \$0.00 | \$0.00 | \$0.00 | \$3,220.80 | \$3,220.80 | Current |
| 360 | Health charges | \$0.00 | \$0.00 | \$0.00 | \$2,960.00 | \$2,960.00 | Current |
| 177 | WESROC projects | \$0.00 | \$0.00 | \$0.00 | \$2,888.60 | \$2,888.60 | Current |
| 369 | Health charges | \$0.00 | \$0.00 | \$0.00 | \$2,610.00 | \$2,610.00 | Current |
| 214 | Health charges | \$0.00 | \$0.00 | \$0.00 | \$2,365.00 | \$2,365.00 | Current |
| 173 | WESROC projects | \$0.00 | \$0.00 | \$0.00 | \$2,036.10 | \$2,036.10 | Current |
| 174 | WESROC projects | \$0.00 | \$0.00 | \$0.00 | \$1,996.50 | \$1,996.50 | Current |
| 365 | Health charges | \$0.00 | \$0.00 | \$0.00 | \$1,630.00 | \$1,630.00 | Current |
| 359 | Health charges | \$0.00 | \$0.00 | \$0.00 | \$1,378.00 | \$1,378.00 | Current |
| 176 | WESROC projects | \$0.00 | \$0.00 | \$0.00 | \$1,278.20 | \$1,278.20 | Current |
| 405 | Health charges | \$0.00 | \$0.00 | \$0.00 | \$860.00 | \$860.00 | Current |
| 451 | Health charges | \$0.00 | \$0.00 | \$0.00 | \$700.00 | \$700.00 | Current |
| 393 | Health charges | \$0.00 | \$0.00 | \$0.00 | \$500.00 | \$500.00 | Current |
| 44 | Health charges | \$0.00 | \$0.00 | \$0.00 | \$440.00 | \$440.00 | Current |
| 247 | Health charges | \$0.00 | \$0.00 | \$0.00 | \$440.00 | \$440.00 | Current |
| 389 | Health charges | \$0.00 | \$0.00 | \$0.00 | \$440.00 | \$440.00 | Current |
| 390 | Health charges | \$0.00 | \$0.00 | \$0.00 | \$440.00 | \$440.00 | Current |
| 395 | Health charges | \$0.00 | \$0.00 | \$0.00 | \$440.00 | \$440.00 | Current |
| 485 | Health charges | \$0.00 | \$0.00 | \$0.00 | \$440.00 | \$440.00 | Current |
| 300 | Overpayment | \$0.00 | \$0.00 | -\$0.18 | \$0.00 | -\$0.18 | Overpayment |
| 101 | Overpayment | \$0.00 | \$0.00 | -\$81.23 | \$0.00 | -\$81.23 | Overpayment |
| 419 | Overpayment | -\$50.00 | \$0.00 | \$0.00 | \$0.00 | -\$50.00 | Overpayment |
| 200 | Overpayment | -\$113.52 | \$0.00 | \$0.00 | \$0.00 | -\$113.52 | Overpayment |
| Totals | | \$12,465.22 | \$8,067.72 | -\$81.41 | \$91,581.03 | \$112,032.56 | |

Rates and Charges Analysis

For Financial Year 2014 Period 2 ,as at 2/09/2013



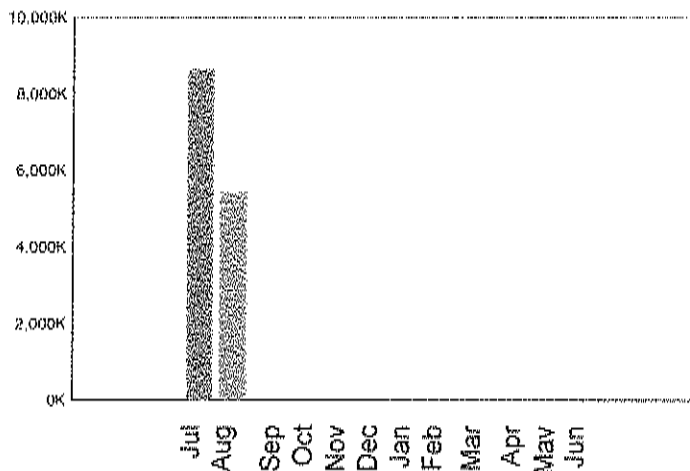
Amounts Levied and Outstanding

| <u>Rate or Charge Type</u> | <u>Amount Levied This Year</u> | <u>Total Balance Outstanding</u> |
|----------------------------|--------------------------------|----------------------------------|
| GRV General Rate | 8,427,602.18 | 4,636,564.63 |
| Additional Bin | 91,325.00 | 61,739.68 |
| Credit Balances | 0.00 | -26,466.87 |
| Swimming Pool | 7,645.00 | 5,253.92 |
| ESL Category 1 | 1,219,089.56 | 714,822.63 |
| ESL Category 5 | 0.00 | 4.05 |
| Instalment Fees | 8,630.40 | 8,900.40 |
| Instalment PreInterest | 17,653.80 | 17,871.82 |
| | 9,771,945.94 | 5,418,690.26 |

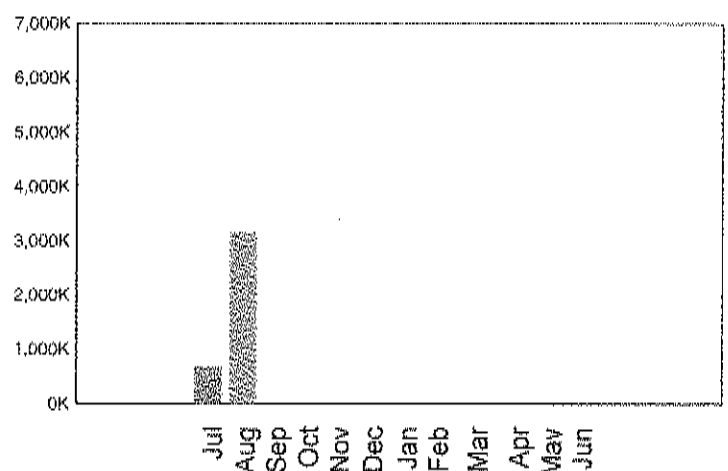
Analysis of Outstanding Balance

| <u>Bfwd At 1 July</u> | <u>Levied YTD</u> | <u>Rebated</u> | <u>Received</u> | <u>Other Trans</u> | <u>Balance</u> |
|-----------------------|-------------------|-----------------|-----------------|--------------------|---------------------|
| 255,046.17 | 9,771,945.94 | -559,884.70 | -4,051,362.20 | 2,945.05 | 5,418,690.26 |
| <u>Current</u> | <u>Arrears</u> | <u>Interest</u> | <u>Legal</u> | <u>Deferred</u> | <u>Balance</u> |
| 5,156,171.44 | 70,272.47 | 9,794.46 | 5,337.86 | 177,114.03 | 5,418,690.26 |

Total Balance Outstanding By Month



YTD Collections By Month



Analysis of Assessments

| | |
|--|-------|
| Number of assessments | 3,795 |
| Number of assessments paid in full | 1,535 |
| Number of assessments with a balance outstanding | 2,246 |
| Number of assessments with arrears | 403 |
| Number of assessments on instalments | 638 |
| Number of assessments with pensioners or seniors | 899 |
| Number of assessments with deferred rates | 28 |
| Number of assessments with no payment yet | 1,565 |

TOWN OF COTTESLOE

CAPITAL WORKS PROGRAMME
FOR THE PERIOD ENDED 1 JULY 2013 TO 31 AUGUST 2013

| PROJECT NO | PROJECT | 2013-2014 YTD ACTUAL | 2013-2014 YTD BUDGET | 2013-2014 BUDGET | Variations Budget to YTD Actual | Variations Budget to YTD Actual |
|------------|--|----------------------|----------------------|------------------|---------------------------------|---------------------------------|
| | | \$ | \$ | \$ | \$ | % |
| 3.4120.2 | LAND DEVELOPMENT Old Cottesloe Depot Site | 24,944 | 0 | 0 | (24,944) | |
| 5.1068.2 | CARPARK CONSTRUCTION Forrest Street | 0 | 0 | 70,000 | 0 | |
| 5.1136.2 | Napier Street | 0 | 0 | 134,000 | 0 | |
| 5.3065.2 | Station Street | 8,771 | 0 | 0 | (8,771) | |
| 10.9000.2 | DRAINAGE CONSTRUCTION Cottesloe various | 0 | 1,667 | 10,000 | 1,667 | 100% |
| 15.1002.2 | FOOTPATH CONSTRUCTION Ackland Way | 0 | 0 | 2,500 | 0 | |
| 15.1016.2 | Barsden Street | 0 | 0 | 14,300 | 0 | |
| 15.1026.2 | Brighton Street | 0 | 0 | 18,100 | 0 | |
| 15.1030.2 | Broome Street | 0 | 0 | 17,300 | 0 | |
| 15.1086.2 | Griver Street | 0 | 0 | 16,900 | 0 | |
| 15.1104.2 | Kathleen Street | 211 | 0 | 25,900 | (211) | |
| 15.1114.2 | Loma Street | 0 | 0 | 14,800 | 0 | |
| 15.1128.2 | Marmion Street | 0 | 0 | 10,600 | 0 | |
| 15.9000.2 | Bike Plan Works | 0 | 0 | 130,000 | 0 | |
| 15.9000.5 | Disability Access Ramp - Foreshore | 262,602 | 154,500 | 263,755 | (108,102) | |

TOWN OF COTTESLOE

CAPITAL WORKS PROGRAMME
FOR THE PERIOD ENDED 1 JULY 2013 TO 31 AUGUST 2013

| PROJECT NO | PROJECT | 2013-2014 YTD ACTUAL | 2013-2014 YTD BUDGET | 2013-2014 BUDGET | Variations Budget to YTD Actual | Variations Budget to YTD Actual |
|------------|--|-------------------------|-------------------------|---------------------|---------------------------------------|---------------------------------------|
| | | \$ | \$ | \$ | \$ | % |
| 20.9000.2 | IRRIGATION CONSTRUCTION Cottesloe | 222 | 1,668 | 20,000 | 1,446 | 87% |
| 25.9000.2 | LANEWAY CONSTRUCTION Cottesloe | 0 | 0 | 81,200 | 0 | |
| 30.9000.2 | PARKS AND RESERVES CONSTRUCTION Playgrounds various Cottesloe Natural Area Upgrade | 850 | 0 | 30,000 | (850) | |
| 30.9000.5 | | 65 | 2,501 | 15,000 | 2,436 | 97% |
| 35.4050.2 | PROPERTY CONSTRUCTION Civic Centre - Voltage Optimisation Civic Centre - Air Conditioning Joint Library Civic Centre Grounds Restoration | 0 | 0 | 31,500 | | |
| 35.4050.5 | | 0 | 0 | 80,000 | 0 | |
| 35.4135.2 | | 3,888 | 0 | 0 | | |
| 35.6030.2 | | 9,694 | 36,674 | 220,000 | 26,980 | 74% |
| 40.1036.2 | ROAD CONSTRUCTION/ REHABILITATION Chamberlain Street Elizabeth Street Geraldine Street Jarrad Street Salvado Street William Street Windsor Street | 0 | 0 | 62,200 | 0 | |
| 40.1058.2 | | 0 | 0 | 54,600 | 0 | |
| 40.1074.2 | | 0 | 0 | 15,800 | 0 | |
| 40.1098.2 | | 0 | 0 | 19,800 | 0 | |
| 40.1168.2 | | 0 | 0 | 27,100 | 0 | |
| 40.1202.2 | | 0 | 0 | 22,800 | 0 | |
| 40.1204.2 | 0 | 0 | 24,500 | 0 | | |

TOWN OF COTTESLOE

CAPITAL WORKS PROGRAMME
FOR THE PERIOD ENDED 1 JULY 2013 TO 31 AUGUST 2013

| PROJECT NO | PROJECT | 2013-2014 YTD ACTUAL | 2013-2014 YTD BUDGET | 2013-2014 BUDGET | 2013-2014 YTD BUDGET | Variations Budget to YTD Actual | Variations Budget to YTD Actual |
|--------------|--|----------------------|----------------------|------------------|----------------------|---------------------------------|---------------------------------|
| | | \$ | \$ | \$ | \$ | \$ | % |
| | ROAD SAFETY & SPEED RESTRICTION | | | | | | |
| 41.1048.2 | Curtin Avenue | 7,440 | 0 | 0 | 0 | (7,440) | |
| 41.9000.2 | Safety & Speed Program Yr 3 | 17,000 | 0 | 55,000 | 55,000 | (17,000) | |
| | MISCELLANEOUS INFRASTRUCTURE | | | | | | |
| 43.6080.2.57 | Viewing Tower - Foreshore | | | 32,000 | 32,000 | 0 | |
| 43.9000.2.57 | Town Centre Improvements | | | 100,000 | 100,000 | 0 | |
| 43.9000.2.57 | Sculpture | 314 | 0 | 70,000 | 70,000 | (314) | |
| 43.1176.2 | CCTV - Station Street | 41,928 | 0 | 0 | 0 | (41,928) | |
| | PLANT & VEHICLES | | | | | | |
| 47.9000.2.57 | Passenger Vehicle - CEO | 48,406 | 45,000 | 45,000 | 45,000 | (3,406) | |
| 47.9000.2.57 | Passenger Vehicle - SPO | 0 | 0 | 36,000 | 36,000 | 0 | |
| 47.9000.2.57 | Passenger Vehicle - MDS | 0 | 0 | 36,000 | 36,000 | 0 | |
| 47.9000.2.57 | Passenger Vehicle - MES | 0 | 0 | 36,000 | 36,000 | 0 | |
| 47.9000.2.57 | Passenger Vehicle - WS | 0 | 0 | 33,000 | 33,000 | 0 | |
| 47.9000.2.57 | Passenger Vehicle - Ranger | 0 | 0 | 35,000 | 35,000 | 0 | |
| 47.9000.2.57 | Utility Vehicle - AWS | 25,450 | 24,600 | 24,600 | 24,600 | (850) | |
| 47.9000.2.57 | Depot Utility Vehicles (3) | 41,127 | 0 | 71,000 | 71,000 | (41,127) | |
| 47.9000.2.57 | Kubota Mower | 24,200 | 29,000 | 29,000 | 29,000 | 4,800 | |
| 47.9000.2.57 | Stihl Pole Pruners (2) | 3,480 | 2,600 | 2,600 | 2,600 | (880) | |
| 47.9000.2.57 | Stihl Chain Saws (3) | 2,765 | 3,700 | 3,700 | 3,700 | 935 | |
| 47.9000.2.57 | Stihl Hedge Trimmers (2) | 0 | 0 | 2,000 | 2,000 | 0 | |
| 47.9000.2.57 | Stihl Brush Cutters (3) | 2,955 | 3,100 | 3,100 | 3,600 | 145 | |

TOWN OF COTTESLOE

CAPITAL WORKS PROGRAMME
FOR THE PERIOD ENDED 1 JULY 2013 TO 31 AUGUST 2013

| PROJECT NO | PROJECT | 2013-2014 YTD ACTUAL | 2013-2014 YTD BUDGET | 2013-2014 BUDGET | Variations Budget to YTD Actual | Variations Budget to YTD Actual |
|--------------|--|-------------------------|-------------------------|---------------------|---------------------------------------|---------------------------------------|
| | | \$ | \$ | \$ | \$ | % |
| | IT, OFFICE EQUIPMENT & FURNITURE | | | | | |
| 49.9000.2.57 | Civic Centre Furniture | 0 | 417 | 5,000 | (8,723) | (2094%) |
| 49.9000.2.57 | Desktop Devices | 7,216 | 636 | 7,636 | (6,580) | (1034%) |
| 49.9000.2.57 | Mobile Devices | 2,620 | 398 | 4,773 | (2,222) | (559%) |
| 49.9000.2.57 | Photocopier | 0 | 1,667 | 20,000 | 1,667 | 100% |
| 49.9000.2.57 | TRIM Upgrade | 0 | 1,250 | 15,000 | 1,250 | 100% |
| 49.9000.2.57 | Authority Upgrade | 9,140 | 2,500 | 30,000 | (6,640) | (266%) |
| | Offsite replication of VM's as part of Data Recovery Plan | 0 | 1,092 | 13,104 | 1,092 | 100% |
| 49.9000.2.57 | Upgrade/Replacement of Network Switches | 0 | 354 | 4,248 | 354 | 100% |
| 49.9000.2.57 | Replacement of SAN | 0 | 1,457 | 17,478 | 1,457 | 100% |
| 49.9000.2.57 | Virtual Server Upgrades | 0 | 2,293 | 27,520 | 2,293 | 100% |
| 49.9000.2.57 | Data Rack for New Depot | 0 | 105 | 1,254 | 105 | 100% |
| | Totals | 520,344 | 317,178 | 2,193,168 | (208,418) | (64%) |