


TOWN OF COTTESLOE



FINANCIAL STATEMENTS

FOR THE PERIOD 1 JULY 2013 TO 30 JUNE 2014

PRESENTED TO THE WORKS AND CORPORATE SERVICES
COMMITTEE ON 22 JULY 2014

TOWN OF COTTESLOE

FINANCIAL STATEMENTS

FOR THE PERIOD 1 JULY 2013 TO 30 JUNE 2014

TABLE OF CONTENTS

Statement of Financial Activity	1
Operating Statement By Program	2
Operating Statement By Nature & Type	3
Balance Sheet	4 - 5
Surplus/(Deficit Position)	6
Variance Analysis	7 - 10
Other Information	
- Budget Amendments	11
- List of Payments	12 - 21
- Reserves	22 - 23
- Investments	24
- Loans	25
- Sundry Debtors	26 - 29
- Rates Analysis	30
- Capital Works Programme	31 - 35
- Graphs	36 - 41

TOWN OF COTTESLOE

STATEMENT OF FINANCIAL ACTIVITY

FOR THE PERIOD ENDED 1 JULY 2013 TO 30 JUNE 2014

	2013-2014 YTD Actual \$	2013-2014 Budget \$	Variances YTD Actual to YTD Budget \$	Variances YTD Actual to YTD Budget %
Operating Revenue				
General Purpose Funding	438,542	394,939	43,603	11%
Governance	134,952	53,750	81,202	151%
Law, Order and Public Safety	28,239	15,100	13,139	87%
Health	78,840	78,710	130	0%
Education and Welfare	33,285	30,500	2,785	9%
Community Amenities	577,942	469,005	108,937	23%
Recreation and Culture	345,289	352,842	(7,553)	(2%)
Transport	1,393,458	1,149,900	243,558	21%
Economic Services	209,285	122,700	86,585	71%
Other Property and Services	27,430	21,500	5,930	28%
Total Operating Revenue	3,267,262	2,688,946	578,316	22%
Operating Expenditure				
General Purpose Funding	(283,500)	(243,477)	(40,023)	(16%)
Governance	(664,952)	(680,642)	15,690	2%
Law, Order and Public Safety	(239,360)	(276,161)	36,801	13%
Health	(186,644)	(245,751)	59,107	24%
Education and Welfare	(209,139)	(227,957)	18,818	8%
Community Amenities	(2,943,462)	(3,105,326)	161,864	5%
Recreation and Culture	(2,930,266)	(3,406,001)	475,735	14%
Transport	(2,928,668)	(2,878,042)	(50,626)	(2%)
Economic Services	(299,240)	(392,524)	93,284	24%
Other Property and Services	(46,524)	(16,068)	(30,456)	(190%)
Total Operating Expenditure	(10,731,755)	(11,471,949)	740,194	6%
Adjustments for Non Cash				
(Profit)/Loss on Asset Disposal	43,161	0	43,161	
Movement in Deferred Pensioners	3,597	0	3,597	
Movement in Employee Benefit Provisions	55,437	0	55,437	
Depreciation	2,028,361	2,080,737	(52,376)	(3%)
Total Adjustments for Non Cash	2,130,556	2,080,737	49,819	2%
Capital Expense and Revenue				
Additions - Furniture & Equipment	(113,360)	(146,014)	32,654	22%
Additions - Land & Buildings	(236,722)	(331,500)	94,778	29%
Additions - Plant & Equipment	(306,092)	(357,500)	51,408	14%
Additions - Roads	(477,813)	(641,800)	163,987	26%
Additions - Car Parks	(198,295)	(204,000)	5,705	3%
Additions - Footpaths	(586,890)	(514,155)	(72,735)	(14%)
Additions - Drainage	(7,907)	(10,000)	2,093	21%
Additions - Parks & Reserves	(42,655)	(45,000)	2,345	5%
Additions - Miscellaneous	(185,673)	(202,000)	16,327	8%
Additions - Street Furniture	(139,843)	0	(139,843)	0%
Additions - Right of Ways	(22,193)	(81,200)	59,007	73%
Additions - Irrigation	(19,908)	(20,000)	92	0%
Proceeds from Disposal of Assets	159,598	179,750	(20,152)	11%
Proceeds from New Loans	0	0	0	0%
Principal Repayments/Disbursements	(357,642)	(357,642)	0	0%
Self Supporting Principal Repayments	45,755	45,755	0	0%
Transfer from Reserves	260,639	379,323	(118,684)	31%
Transfer to Reserves	(62,755)	(58,782)	(3,973)	(7%)
Total Capital Expense and Revenue	(2,291,756)	(2,364,765)	73,009	3%
Opening Surplus / (Deficit)	1,005,515	643,339	362,176	56%
Closing Surplus / (Deficit)	1,883,128	0	645,128	52%
AMOUNT REQUIRED FROM RATES	(8,503,306)	(8,423,692)	(79,614)	12%

TOWN OF COTTESLOE
OPERATING STATEMENT BY PROGRAM
FOR THE PERIOD ENDED 1 JULY 2013 TO 30 APRIL 2014

	2013-2014 Actual \$	2013-2014 Budget \$	Variances Budget to YTD Actual \$	Variances Budget to YTD Actual %
Revenue from Ordinary Activities				
General Purpose Funding	8,941,848	8,818,633	123,215	1%
Governance	134,952	53,750	81,202	151%
Law, Order and Public Safety	28,239	15,100	13,139	87%
Health	78,840	78,710	130	0%
Education and Welfare	33,285	30,500	2,785	1,795%
Community Amenities	577,942	469,005	108,937	(37%)
Recreation and Culture	293,594	352,842	(59,248)	154%
Transport	897,922	550,900	347,022	(62%)
Economic Services	209,285	122,700	86,585	(78%)
Other Property and Services	27,430	21,500	5,930	28%
Total Operating Revenue	11,223,337	10,513,640	709,697	7%
Expenses from Ordinary Activities				
General Purpose Funding	(283,500)	(243,477)	(40,023)	(16%)
Governance	(656,675)	(679,642)	22,967	3%
Law, Order and Public Safety	(239,360)	(276,161)	36,801	13%
Health	(186,644)	(245,751)	59,107	24%
Education and Welfare	(209,139)	(227,957)	18,818	8%
Community Amenities	(2,937,211)	(3,105,326)	168,115	5%
Recreation and Culture	(2,654,189)	(3,040,209)	386,020	13%
Transport	(2,925,328)	(2,878,044)	(47,284)	(2%)
Economic Services	(299,240)	(392,524)	93,284	24%
Other Property and Services	(29,465)	(16,068)	(13,397)	(83%)
Total Operating Expenditure	(10,420,751)	(11,105,159)	684,408	6%
Borrowing Costs				
Governance	0	(1,000)	1,000	100%
Recreation and Culture	(262,611)	(365,792)	103,181	28%
Total Borrowing Costs	(262,611)	(366,792)	104,181	28%
Grants/Contributions for Asset Development				
Recreation and Culture	50,000	0	50,000	
Transport	492,000	599,000	(107,000)	(18%)
Total Grants/Contributions for Asset Development	542,000	599,000	(57,000)	(10%)
Profit/ (Loss) on Asset Disposal				
Governance	(8,278)	0	(8,278)	
Community Amenities	(6,251)	0	(6,251)	
Recreation and Culture	(11,771)	0	(11,771)	
Transport	196	0	196	
Other Property and Services	(17,058)	0	(17,058)	
Total Profit/ (Loss) on Asset Disposal	(43,162)	0	(43,162)	
NET PROFIT OR LOSS	1,038,813	(359,311)	1,398,124	(389%)

TOWN OF COTTESLOE

OPERATING STATEMENT BY NATURE & TYPE

FOR THE PERIOD ENDED 1 JULY 2013 TO 30 JUNE 2014

	2013-2014 YTD Actual \$	2013-2014 Adopted Budget \$	Variances Budget to Actual YTD \$	Variances Budget to Actual YTD %
Operating Revenue				
Rates	8,503,306	8,423,694	79,612	1%
Grants - Operating	203,429	158,289	45,140	29%
Fees & Charges	2,016,833	1,432,180	584,653	41%
Interest Earnt	244,865	219,500	25,365	12%
Other Revenue	254,905	279,977	(25,072)	(9%)
Total Operating Revenue	11,223,338	10,513,640	709,698	7%
Operating Expenditure				
Employee Costs	(3,250,671)	(3,649,000)	398,329	11%
Contractors and Materials	(3,775,373)	(4,000,000)	224,627	6%
Depreciation	(2,028,361)	(2,080,737)	52,376	3%
Insurance	(187,546)	(174,856)	(12,690)	(7%)
Interest Expense	(262,611)	(366,792)	104,181	28%
Utility Costs	(329,757)	(335,000)	5,243	2%
Other Expenses	(849,045)	(865,566)	16,521	2%
Total Operating Expenditure	(10,683,364)	(11,471,951)	788,587	7%
Grants/Contributions - Non Operating	542,000	599,000	(57,000)	(10%)
Profit on Asset Disposals	5,231	0	5,231	
Loss on Asset Disposals	(48,392)	0	(48,392)	
NET PROFIT OR LOSS	1,038,813	(359,311)	1,398,124	(389%)

TOWN OF COTTESLOE

STATEMENT OF FINANCIAL POSITION

FOR THE PERIOD 1 JULY 2013 TO 30 JUNE 2014

	2013-2014 YTD Actual	2012-2013 Actual
CURRENT ASSETS		
Receivables		
Rates	65,905	56,450
Sundry Debtors	166,690	173,128
Accrued Income	25,326	19,329
Self Supporting Loans	35,237	45,755
Other	3,317	0
Inventories		
Stock - Books	41,554	41,554
Cash Assets		
Municipal Account	116,040	61,590
Till Floats	700	370
Investment Account	355,469	24,588
Term Investments	1,245,168	1,503,782
Restricted - Reserves	1,099,504	1,297,386
Restricted - Trust	651,814	599,426
	3,806,724	3,823,358
CURRENT LIABILITIES		
Payables	133,454	166,512
Payable Trust	659,474	604,125
Accrued Expenses	0	704,064
Interest Bearing Liabilities	365,759	357,642
Provisions	631,443	584,942
	1,790,130	2,417,285
NON CURRENT ASSETS		
Receivables		
Deferred Rates & ESL	194,999	198,596
Self Supporting Loans	256,620	291,857
Property Plant and Equipment		
Furniture and Equipment	356,745	384,382
Land and Buildings	14,627,264	12,097,990
Plant and Equipment	641,727	754,885
Equity Investments	1,055,826	1,055,450
Infrastructure		
Roads	6,501,127	6,801,575
Car Parks	759,275	519,473
Footpaths	2,103,205	1,703,630
Drainage	3,350,959	3,447,027
Parks and Reserves	159,987	166,879
Miscellaneous	722,687	705,554
Street Furniture	327,692	214,356
Right of Ways	212,981	198,170
Irrigation	281,683	285,727
	31,552,777	28,825,551
NON CURRENT LIABILITIES		
Interest Bearing Liabilities	5,147,371	5,513,130
Provisions	69,508	64,648
	5,216,879	5,577,778
NET ASSETS	28,352,492	24,653,846

TOWN OF COTTESLOE
STATEMENT OF FINANCIAL POSITION
FOR THE PERIOD 1 JULY 2013 TO 30 JUNE 2014

	2013-2014 YTD Actual	2012-2013 Actual
EQUITY		
Reserves - Cash Backed	1,099,504	1,297,388
Reserves - Asset Revaluation	239,554	239,554
Retained Surplus	<u>27,013,434</u>	<u>23,116,904</u>
TOTAL EQUITY	<u>28,352,492</u>	<u>24,653,846</u>
RESERVES - CASH BACKED		
Opening Balance	1,297,388	938,932
Transfer to Reserves	62,755	944,588
Transfer from Reserves	<u>(260,639)</u>	<u>(586,132)</u>
TOTAL RESERVES - CASH BACKED	1,099,504	1,297,388
RESERVES - ASSET REVALUATION		
Opening Balance	<u>239,554</u>	<u>239,554</u>
TOTAL RESERVES - ASSET REVALUATION	239,554	239,554
RETAINED SURPLUS		
Opening Balance	25,776,737	23,078,105
Change in Net Assets from Operations	1,038,813	397,255
Transfer from Reserve	260,639	586,132
Transfer to Reserve	<u>(62,755)</u>	<u>(944,588)</u>
TOTAL RETAINED SURPLUS	27,013,434	23,116,904
TOTAL EQUITY	<u>28,352,492</u>	<u>24,653,846</u>

TOWN OF COTTESLOE

SURPLUS/(DEFICIT) ANALYSIS

FOR THE PERIOD 1 JULY 2013 TO 30 JUNE 2014

	YTD Actual \$	2013 \$
Surplus/(Deficit)	<u><u>1,883,128</u></u>	<u><u>1,005,515</u></u>
<u>Comprises:</u>		
Cash - Unrestricted	1,709,717	1,587,324
Cash - Restricted	1,099,504	1,370,267
Unspent Grant Transfer	0	3,006
Rates - Current	65,905	56,450
Sundry Debtors	166,690	173,128
Accrued Income	25,326	19,329
GST Receivable	0	53,780
Other Tax Debtors	3,317	295
Inventories		
- History Books	41,554	41,554
Less:		
Reserves - Restricted Cash	(1,099,504)	(1,370,267)
Sundry Creditors	(133,454)	(152,768)
Accrued Expenses	0	(459,013)
Accrued Interest on Debentures	0	(104,205)
Accrued Salaries and Wages	0	(140,846)
Other Tax Liabilities	0	(72,519)
Current Employee Benefits Provision	(631,443)	(584,942)
Change in RDO	4,610	0
Other	(537)	0
Add back: Component of Leave Liability not required to be funded	631,443	584,942
Surplus/(Deficit)	<u><u>1,883,128</u></u>	<u><u>1,005,515</u></u>

TOWN OF COTTESLOE

STATEMENT OF FINANCIAL ACTIVITY - VARIANCE ANALYSIS
FOR THE PERIOD ENDED 1 JULY 2013 TO 30 JUNE 2014

Note 2. VARIANCES (Report on material variances from the Statement of Financial Activity)
(Material variances are deemed to be greater than 15% or \$25,000)

OPERATING REVENUE

<u>Program/Nature & Type</u>	<u>YTD Actual</u> \$	<u>YTD Budget</u> \$	<u>Variance</u> \$	<u>Variance</u> %	<u>Impact of Variation</u>	<u>Main Factors</u> \$	<u>Manager</u>	<u>Officer</u>	<u>Main Factors Influencing Variance</u>
General Purpose Funding	438,542	394,939	43,603	11%	Extra revenue Extra revenue	26,237 19,242	FM FM	FM FM	Extra investment income Extra revenue from reimbursements
Governance	134,952	53,750	81,202	151%	Extra revenue Extra revenue	30,387 50,000	FM CEO	FM MCCS	Extra revenue from reimbursements and contributions Grant funding for structural reform
Law, Order & Public Safety	28,239	15,100	13,139	87%	Extra revenue	10,961	FM	FM	Extra income from animal registrations
Community Amenities	577,942	469,005	108,937	23%	Extra revenue Extra revenue Extra revenue	75,381 10,309 23,344	MDS MDS MDS	MDS SO MDS	Extra revenue from town planning fees Extra income from the sale of a renewable energy certificate Extra revenue from commercial waste collection fees
Transport	1,393,458	1,149,900	243,558	21%	Extra revenue Mainly Timing	337,251 (107,000)	MCCS MES	SR MES	Extra revenue from parking Mainly timing of grant contributions, except for one project that has been cancelled
Economic Services	209,285	122,700	86,585	71%	Extra revenue	87,624 10,081	BS BS	BS BS	Extra fees relating to building control Extra fees related to building activity
Other Property & Services	27,430	21,500	5,930	28%	Timing	5,930	FM	FM	Extra contributions

TOWN OF COTTESLOE

STATEMENT OF FINANCIAL ACTIVITY - VARIANCE ANALYSIS
FOR THE PERIOD ENDED 1 JULY 2013 TO 30 JUNE 2014

Note 2. VARIANCES (Report on material variances from the Statement of Financial Activity)

OPERATING EXPENDITURE

<u>Program/Nature & Type</u>	<u>YTD Actual</u> \$	<u>YTD Budget</u> \$	<u>Variance</u> \$	<u>Variance</u> %	<u>Impact of Variation</u>	<u>Main Factors</u> \$	<u>Manager</u>	<u>Officer</u>	<u>Main Factors Influencing Variance</u>
General Purpose Funding	(283,500)	(243,477)	(40,023)	(16%)	Extra expenditure	(48,605)	FM	FM	Extra expenditure on contractors
Law, Order and Public Safety	(239,360)	(276,161)	36,801	13%	Mainly timing	36,801	FM	FM	Accrued expenditure yet to be posted
Health	(186,644)	(245,751)	59,107	24%	Reduced expenditure	25,827	PEHO	PEHO	Timing of health wages and superannuation Legal and other contractor expenses less than anticipated
					Possible savings	13,371	PEHO	PEHO	
Community Amenities	(2,943,462)	(3,105,326)	161,864	5%	Extra Expenditure	(64,662)	MES	MES	Extra contractor expenses for general waste removal from the Depot
					Mainly Timing	205,759	MDS	PEHO	Timing of waste collection and disposal expenses Contractors in Town Planning ahead of budget expectations due to the work on the new toilet blocks and the Telstra SAT appeal
					Extra Expenditure Timing/Possible savings	(91,958)	MDS	MDS	Sustainability projects expenditure less than anticipated
					Mainly Timing	39,613	MDS	SO	
						12,817	FM	FM	Accrued expenditure yet to be posted

TOWN OF COTTESLOE

STATEMENT OF FINANCIAL ACTIVITY - VARIANCE ANALYSIS
FOR THE PERIOD ENDED 1 JULY 2013 TO 30 JUNE 2014

Note 2. VARIANCES (Report on material variances from the Statement of Financial Activity)

OPERATING EXPENDITURE (Continued)

	(2,930,462)	(3,406,001)	475,539	Reduced expenditure 14% and timing	75,991	MES	DC	Timing of grounds and buildings maintenance at the Civic Centre
Recreation & Culture								
				Contract change Mainly extra expenditure Non Cash Timing	76,194	FM	FM	Coast Care employee not employed directly by Perth Region NRM, corresponding change to revenue Extra expenditure on the lifeguard service at Cottesloe beach
				Timing	(19,367)	FM	FM	Less depreciation than budgeted
				Timing	90,567	FM	FM	Timing of parks maintenance
				Timing	94,324	FM	FM	Timing of expenditure on festivals, meetings and events
				Timing	18,187	FM	FM	Timing of loan expenditure accruals
				Timing	97,813	FM	FM	
Transport	(2,928,668)	(2,878,042)	(50,626)	(2%) Extra expenditure Extra expenditure	(23,637)	MCCS	SR	Employee costs in Ranger Services more than anticipated
					(47,825)	MCCS	SR	Parking contractor costs more than anticipated
Economic Services	(299,240)	(392,524)	93,284	24% Deferred works Savings	58,600	BS	BS	Contractor payments deferred until 2014-2015
					25,063	MDS	MDS	Employee costs less than anticipated
Other Property & Services	(46,524)	(16,068)	(30,456)	(190%) Timing	(30,456)	FM	FM	Allocation of public works overheads and plant costs

TOWN OF COTTESLOE

STATEMENT OF FINANCIAL ACTIVITY - VARIANCE ANALYSIS
FOR THE PERIOD ENDED 1 JULY 2013 TO 30 JUNE 2014

Note 2. VARIANCES (Report on material variances from the Statement of Financial Activity)

NON CASH TRANSACTIONS

<u>Program/Nature & Type</u>	<u>YTD Actual</u>	<u>YTD Budget</u>	<u>Variance</u>	<u>Variance</u>	<u>Impact of Variation</u>	<u>Main Factors</u>	<u>Manager</u>	<u>Officer</u>	<u>Main Factors Influencing Variance</u>
	\$	\$	\$	%		\$			
(Profit)/Loss on Asset Disposal	43,161	-	43,161		Non cash item	43,161	FM	FM	Non cash movement on sale of assets
Employee Provisions	55,437	-	55,437		Non cash item	55,437	FM	FM	Non cash movements in employee provisions
Depreciation	2,028,361	2,080,737	(52,376)	(3%)	Non cash item	(52,376)	FM	FM	Less than anticipated depreciation
<u>CAPITAL EXPENDITURE</u>									
- Furniture & Equipment	(113,360)	(146,014)	32,654	22%	Mainly Timing	32,654	MES	FM	Accrued expenditure yet to be posted
- Land & Buildings	(236,772)	(331,500)	94,728	29%	Mainly Timing	94,728	MES	FM	Accrued expenditure yet to be posted
- Plant & Equipment	(306,092)	(357,500)	51,408	14%	Mainly Timing	51,408	MES	FM	Accrued expenditure yet to be posted
- Infrastructure Roads	(477,813)	(641,800)	163,987	26%	Deferred Projects/Timing	163,987	MES	FM	Eric Street/Railway Street Intersection works deferred
- Infrastructure Footpaths	(586,890)	(514,155)	(72,735)	(14%)	Extra Expenditure	(35,165)	MES	MES	Extra expenditure on the disability ramp at the foreshore Extra expenditure on the dual use path in Forrest Street
- Infrastructure Street Furniture	(139,843)	0	(139,843)		Extra expenditure	(139,843)	MDS	PEHO	Budget amendment - new three bin system
- Infrastructure Right Of Ways	(22,193)	(81,200)	59,007	73%	Reduced expenditure and timing	59,007	MES	FM	Timing of ROW construction
<u>RESERVE TRANSFERS</u>									
- Transfers from Reserves	260,639	379,323	(118,684)	31%	Reduction in Transfers	(118,684)	FM	FM	Reduction in transfers as per the Budget Review

TOWN OF COTTESLOE

BUDGET AMENDMENTS - SUMMARY

FOR THE PERIOD ENDED 1 JULY 2013 TO 30 JUNE 2014

<u>GL Account Code</u>	<u>Description</u>	<u>Council Resolution & Date</u>	<u>Classification</u>	<u>Value of Budget Amendment</u>	<u>Funding Arrangement</u>
42.9000.2	Introduction of a Three Bin System	10.4.6 July 2013	Capital Expenditure	\$ 130,000	Transfers from the waste management and Infrastructure reserves
20029.204.58	Donation to Lord Mayor's Distress Relief Fund	10.4 November 2013	Operating Expenditure	\$ 10,000	Increase the budget for donations
Various	Budget Review - Changes to Operating Schedule	10.4.24 February 2014		Various (refer Budget Review)	
47.6080.2.57	Two Beach Wheelchairs	10.3.17 March 2014	Capital Expenditure	\$ 10,000	Increase in expenditure

TOWN OF COTTESLOE

LIST OF ACCOUNTS PAID DURING JUNE 2014 AND PRESENTED TO A MEETING OF THE WORKS & CORPORATE SERVICES COMMITTEE HELD ON 22 JULY 2014

CERTIFICATE OF CHIEF EXECUTIVE OFFICER



<u>Date</u>	<u>Payment Reference</u>	<u>Payee</u>	<u>Description</u>	<u>Amount</u>
5/06/2014	00024785	Colonial First State Rollover	Superannuation	\$ 161.43
5/06/2014	00024786	ING DIRECT Superannuation Fund	Superannuation	\$ 67.55
5/06/2014	00024787	Sunsuper Superannuation Fund	Superannuation	\$ 319.57
5/06/2014	00024788	WA Super	Superannuation	\$ 15,216.65
5/06/2014	00024789	H I Burke	Elected member expense claim 1 Jan - 30 Jun 14	\$ 7,767.00
5/06/2014	00024790	K P Downes	Elected member expense claim 1 Jan - 30 Jun 14	\$ 7,767.00
5/06/2014	00024791	P R Jeanes	Elected member expense claim 1 Jan - 30 Jun 14	\$ 10,796.00
5/06/2014	00024792	Synergy	Electricity supplied to various areas from 15 Mar - 16 May 14	\$ 5,239.80
5/06/2014	00024793	Telstra Corporation Limited	Services and equipment 13 May - 13 Jun 14	\$ 2,698.92
6/06/2014	00024794	L M Levy & L V Murphy	Overpayment Refund	\$ 887.38
6/06/2014	00024795	Perpetual Trustee Company Limited	Overpayment Refund	\$ 2,356.18
6/06/2014	00024796	E J Watson	Overpayment Refund	\$ 866.28
6/06/2014	00024797	T & W Gower	Overpayment Refund	\$ 924.09
6/06/2014	00024798	L Quince & A Cribb	Overpayment Refund	\$ 1,151.04
6/06/2014	00024799	Avon Dream Pty Ltd	Overpayment Refund	\$ 1,000.00
6/06/2014	00024800	Heidi Gregory	Bond refund	\$ 40.00
6/06/2014	00024801	K Fontaine	Refund of replacement bin fee - bin found	\$ 140.00
6/06/2014	00024802	S Goodreid	Key deposit and bond refund	\$ 140.00
6/06/2014	00024803	Tangent Nominees Pty Ltd	Key deposit and bond refund	\$ 1,000.00
6/06/2014	00024804	Glasshouse Conservatories	Bond refund	\$ 1,000.00
6/06/2014	00024805	Zurich Australian Insurance Limited	Bond refund	\$ 300.00
12/06/2014	00024806	Collins Booksellers	Insurance excess damage to council vehicle 10 x Perth, Fremantle and Rottnest	\$ 127.07

<u>Date</u>	<u>Payment Reference</u>	<u>Payee</u>	<u>Description</u>	<u>Amount</u>
12/06/2014	00024807	Napoleon Street Newsagency	50 large gift bags and 20 bookmarks	\$ 87.00
12/06/2014	00024808	The Perth Mint	30 Perth Mint Australian Citizenship coins	\$ 166.71
12/06/2014	00024809	S P & S M Whitaker	Refund Application Fee	\$ 147.00
12/06/2014	00024810	Kassett Pty Ltd	Overpayment Refund	\$ 3,850.66
12/06/2014	00024811	J A Constructions Pty Ltd	Bond refund	\$ 1,000.00
12/06/2014	00024812	JA Constructions Pty Ltd	Bond refund	\$ 1,000.00
12/06/2014	00024813	K R Harris	Bond refund	\$ 1,000.00
12/06/2014	00024814	J Pannu	Bond refund	\$ 200.00
12/06/2014	00024815	J Garroun	Bond refund	\$ 200.00
18/06/2014	00024816	Colonial First State Rollover	Superannuation	\$ 161.43
18/06/2014	00024817	ING DIRECT Superannuation Fund	Superannuation	\$ 69.68
18/06/2014	00024818	Sunsuper Superannuation Fund	Superannuation	\$ 319.57
18/06/2014	00024819	WA Super	Superannuation	\$ 15,056.73
19/06/2014	00024820	Bluestone Corporation T/A Boatshed	Two gift hampers - Pioneers Day 14	\$ 200.00
19/06/2014	00024821	Building Commission	BSL April 2014	\$ 5,389.28
19/06/2014	00024822	Fines Enforcement Registry	Enforcement of unpaid infringements	\$ 8,471.00
19/06/2014	00024823	Landgate - VGO	Fortnightly valuations 25 Apr - 9 May 14	\$ 190.27
19/06/2014	00024824	Synergy	Streetlight tariff charge 25 Apr - 24 May 14	\$ 12,424.55
19/06/2014	00024825	J C Sells	Overpayment Refund	\$ 332.56
19/06/2014	00024826	J P Cooney	Overpayment Refund	\$ 1,349.96
19/06/2014	00024827	T Dowland	Overpayment Refund	\$ 1,462.96
19/06/2014	00024828	K Williamson	Overpayment Refund	\$ 163.50
19/06/2014	00024829	K Yates	Bond refund	\$ 100.00
19/06/2014	00024830	S Blackah	Key deposit and bond refund	\$ 140.00
19/06/2014	00024831	P A Short	Key deposit and bond refund	\$ 140.00
19/06/2014	00024832	K J Steere	Bond refund	\$ 100.00
19/06/2014	00024833	M M Koblenz	Overpayment Refund	\$ 343.84
19/06/2014	00024834	M D Glendinning	Overpayment Refund	\$ 591.09
19/06/2014	00024835	M Tosif	Overpayment Refund	\$ 1,568.01
19/06/2014	00024836	C L Palmer	Overpayment Refund	\$ 818.00
19/06/2014	00024837	E G Van Beem	Overpayment Refund	\$ 642.42
19/06/2014	00024838	G P & E K Stannard	Overpayment Refund	\$ 649.77
19/06/2014	00024839	E G Van Beem	Overpayment Refund	\$ 829.81
19/06/2014	00024840	M W Rees & F R Jackson	Overpayment Refund	\$ 818.02
19/06/2014	00024841	J & N Armstrong	Overpayment Refund	\$ 529.55
19/06/2014	00024842	R H Kruger	Overpayment Refund	\$ 623.16
19/06/2014	00024843	M A Thomas	Overpayment Refund	\$ 612.37
19/06/2014	00024844	P M & C M Wiggins	Overpayment Refund	\$ 546.19

<u>Date</u>	<u>Payment Reference</u>	<u>Payee</u>	<u>Description</u>	<u>Amount</u>
19/06/2014	00024845	R J Barker	Overpayment Refund	\$ 725.29
19/06/2014	00024846	R W Gregson	Overpayment Refund	\$ 765.74
19/06/2014	00024847	K S Bray	Overpayment Refund	\$ 763.33
19/06/2014	00024848	W R Gerrard	Overpayment Refund	\$ 741.48
19/06/2014	00024849	P Quatermass	Overpayment Refund	\$ 525.34
19/06/2014	00024850	S I Garratt	Overpayment Refund	\$ 336.30
19/06/2014	00024851	Gower WA Pty Ltd	Overpayment Refund	\$ 291.51
19/06/2014	00024852	G R Donaldson	Overpayment Refund	\$ 516.14
19/06/2014	00024853	B & G E Nelson	Overpayment Refund	\$ 229.98
19/06/2014	00024854	D G Graham & I Benda	Overpayment Refund	\$ 330.62
19/06/2014	00024855	J P Shellabear & J M Watts	Overpayment Refund	\$ 337.48
19/06/2014	00024856	E G Van Beem	Overpayment Refund	\$ 395.14
19/06/2014	00024857	J K Wither	Overpayment Refund	\$ 360.14
19/06/2014	00024858	M J & J L Johnston	Overpayment Refund	\$ 347.44
19/06/2014	00024859	J Wilshire	Overpayment Refund	\$ 499.28
19/06/2014	00024860	S L Scott	Overpayment Refund	\$ 414.04
19/06/2014	00024861	E G Van Beem	Overpayment Refund	\$ 355.11
19/06/2014	00024862	R E Benken	Overpayment Refund	\$ 257.21
23/06/2014	00024863	M T & L G Horko	Overpayment Refund	\$ 179.86
23/06/2014	00024864	D M Collopy	Overpayment Refund	\$ 387.22
23/06/2014	00024865	W C & R K Milner	Overpayment Refund	\$ 450.22
23/06/2014	00024866	J E G Raad	Overpayment Refund	\$ 395.14
23/06/2014	00024867	G S Weston	Overpayment Refund	\$ 478.00
23/06/2014	00024868	J P & L A T Beilby	Overpayment Refund	\$ 267.48
23/06/2014	00024869	M J Keely	Overpayment Refund	\$ 198.17
23/06/2014	00024870	A M & J A Brisbout	Overpayment Refund	\$ 214.17
23/06/2014	00024871	C B Macaulay	Overpayment Refund	\$ 139.93
23/06/2014	00024872	N M Cruickshank	Overpayment Refund	\$ 209.50
23/06/2014	00024873	G G & C J Polain	Overpayment Refund	\$ 131.41
23/06/2014	00024874	J T Hasleby	Overpayment Refund	\$ 228.67
23/06/2014	00024875	P G Goff	Overpayment Refund	\$ 152.42
23/06/2014	00024876	A A Coenen	Overpayment Refund	\$ 146.66
23/06/2014	00024877	S Barham	Overpayment Refund	\$ 258.91
23/06/2014	00024878	R L & F H Bassett	Overpayment Refund	\$ 343.41
23/06/2014	00024879	J E Moylan	Overpayment Refund	\$ 266.53
23/06/2014	00024880	B R Weyland	Overpayment Refund	\$ 237.97
23/06/2014	00024881	H R B Swale	Overpayment Refund	\$ 153.26
23/06/2014	00024882	D J & S A Watkins	Overpayment Refund	\$ 104.26

<u>Date</u>	<u>Payment Reference</u>	<u>Payee</u>	<u>Description</u>	<u>Amount</u>
23/06/2014	00024883	L W Hendry	Overpayment of infringement 8211720	\$ 1.50
26/06/2014	00024884	BCITF	BCITF April 2014	\$ 21,111.69
26/06/2014	00024885	Building Commission	BSL May 2014	\$ 1,858.35
26/06/2014	00024886	Landgate - VGO	Fortnightly valuations 10-23 May 14	\$ 430.70
26/06/2014	00024887	Public Transport Authority WA	Preparation of lease/licence L1735 - Cottesloe	\$ 1,400.00
30/06/2014	00024888	City of Subiaco	WESROC Environmental Improvement Cost Recoup	\$ 8,750.81
30/06/2014	00024889	Smart Parking Ltd	Data and maintenance - May and Jun 14	\$ 3,757.20
30/06/2014	00024890	Telstra Corporation Limited	Service & equipment charges - 13 Jun - 13 Jul 14	\$ 1,280.05
30/06/2014	00024891	Town of Cottesloe	Petty cash reimbursement	\$ 70.30
30/06/2014	00024892	Water Corporation	Reinstatement costs due to hydrant works	\$ 3,401.11
30/06/2014	00024893	R J Kelly	Bond refund	\$ 1,000.00
3/06/2014	765.98000	Australian Taxation Office	Payroll Deduction	\$ 8,324.13
5/06/2014	766.1774	Express Salary Packaging Pty Ltd	Payroll Deduction	\$ 866.35
5/06/2014	766.3	Department of Human Services	Payroll Deduction	\$ 329.40
5/06/2014	766.5	LGRCEU	Payroll Deduction	\$ 155.20
5/06/2014	767.1098	National Australia Bank Business	Monthly credit card fee	\$ 9.00
6/06/2014	768.101	Airflow Maintenance Company	Maintenance on air-conditioner at Civic Centre	\$ 748.00
6/06/2014	768.1020	By Word of Mouth Pty Ltd	Catering services	\$ 1,173.50
6/06/2014	768.1039	Forestvale Trees Pty Ltd	10x90Lt WA Peppermint trees	\$ 2,046.00
6/06/2014	768.1042	Recall Information Management Pty Ltd	Secure bin - shredding services 26 Apr - 23 May 14	\$ 77.48
6/06/2014	768.105	Active Transport & Tilt Tray Service	Tow vehicles to impound yard	\$ 297.00
6/06/2014	768.1056	Nuts About Natives	1333 Native tube stock for various coastcare projects	\$ 2,220.02
6/06/2014	768.1087	Robert Quodling	Surveying services Curtin/Eric St intersection	\$ 968.00
6/06/2014	768.1099	O'Connor Lawnmower & Chainsaw Centre	Hardware supplies	\$ 40.00
6/06/2014	768.1131	Globe Australia Pty Ltd	Supply/spread fertiliser - Harvey Field/Cott Oval	\$ 1,952.50
6/06/2014	768.1138	Kalamunda Fencing & Gatemakers	Supply/install chain-wire fence south side Forrest St	\$ 14,569.50
6/06/2014	768.1196	Country Kitchen Catering	Catering - Coastcare event 24 May 14	\$ 1,575.00
6/06/2014	768.122	Jackson McDonald Lawyers	Legal advice	\$ 3,290.60
6/06/2014	768.1249	Jtagz Pty Ltd	2015 & 2017 cat tags and 2017 dog tags	\$ 426.80
6/06/2014	768.1262	The Framing House	Framed two volunteer awards	\$ 240.00
6/06/2014	768.1376	M K Humfrey	Reimbursement of parking fees	\$ 30.30
6/06/2014	768.1473	Eco Resources Pty Ltd	Waste disposal fees	\$ 2,970.00
6/06/2014	768.1509	Mastec Australia Pty Ltd	50x120lt rubbish bins & 20x240lt rubbish bins	\$ 3,245.00
6/06/2014	768.1560	Astro Synthetic Turf Pty Ltd	Supply/install softfall rubber to various playgrounds	\$ 8,645.50
6/06/2014	768.1582	Snap Claremont	Plan printing	\$ 22.50
6/06/2014	768.1583	Information Proficiency	TRIM support and TRIM training	\$ 3,176.25
6/06/2014	768.1682	Records and Information Management	Membership 2014-2015	\$ 330.00
6/06/2014	768.1694	B & B Waste Contractors Pty Ltd	Bulk waste collection - May 14	\$ 28,380.00

<u>Date</u>	<u>Payment Reference</u>	<u>Payee</u>	<u>Description</u>	<u>Amount</u>
6/06/2014	768.1714	Jones Lange LaSalle Advisory Service	Land valuation fees	\$ 7,700.00
6/06/2014	768.1758	Crest Labour Pty Ltd	Temporary depot staff w/e 25 May 14	\$ 1,706.38
6/06/2014	768.1778	Western Heritage Pty Ltd	Reconstruct boundary wall DeBernale Walk	\$ 42,217.45
6/06/2014	768.1779	DS Agencies Pty Ltd	20 Frame WBE lock with key	\$ 929.50
6/06/2014	768.1783	A Richards Pty Ltd T/A Richgro Garden	18 x m3 Lawn mix	\$ 864.00
6/06/2014	768.188	Bob Jane T-Mart	Replacement tyre	\$ 135.00
6/06/2014	768.212	Osborne Park Volkswagon	30,000km service 1DLL471	\$ 618.75
6/06/2014	768.35	Cottesloe IGA	Catering supplies	\$ 93.09
6/06/2014	768.37	Staples Australia Pty Ltd	Supplies for Mayor's Parlour	\$ 157.99
6/06/2014	768.38	Veolia Environmental Services	Site charge for depot skip bin	\$ 82.50
6/06/2014	768.46	Professional Tree Surgeons	Removal of tree from Vera View Pde	\$ 1,628.00
6/06/2014	768.47	Collisters Electrical	RCD testing - Civic Centre and electrical tagging at depot	\$ 1,435.50
6/06/2014	768.510	Complete Pest Management Services	Termite treatment Memorial Hall & ant treatment Civic Centre	\$ 1,045.00
6/06/2014	768.516	SAI Global Limited	NCC & relevant Australian standards online annual subscription	\$ 2,171.00
6/06/2014	768.540	Kerb Doctor	6mts semi mountable kerbing - Seaview Tee and barrier kerb - Eric St/Curtin Ave	\$ 6,441.60
6/06/2014	768.544	B M Pember	Consultancy support	\$ 1,168.75
6/06/2014	768.577	Australian Plant Wholesalers	Variety of plants	\$ 1,496.00
6/06/2014	768.62	Bunnings Group Ltd	Hardware supplies	\$ 149.96
6/06/2014	768.645	Cobblestone Concrete	Re-instate crossover	\$ 3,289.00
6/06/2014	768.79	Perth Irrigation Centre	Irrigation hardware supplies	\$ 195.68
6/06/2014	768.84	West Australian Local Government Association	Roman II training course 22 May	\$ 440.00
6/06/2014	768.85	Western Metropolitan Regional Council	Transfer station waste disposal	\$ 18,030.89
6/06/2014	768.86	Statewide Line Marking	Line marking Forrest St dual use path	\$ 2,600.18
6/06/2014	768.89	Major Motors Pty Ltd	5,000km service 1EGE597	\$ 181.50
6/06/2014	768.91	Claremont Asphalt	Upgrade Eric/Curtin intersection	\$ 53,790.00
11/06/2014	769.51	Westnet Pty Ltd	Internet access 1 Jun - 1 Jul 14	\$ 51.43
12/06/2014	770.1020	By Word of Mouth Pty Ltd	Catering services	\$ 5,185.95
12/06/2014	770.1050	Turf & Horticulture Industries	Repair reticulation, supply/lay turf	\$ 404.80
12/06/2014	770.1099	O'Connor Lawnmower & Chainsaw Centre	Replacement water pump for water truck and two warning signs	\$ 859.00
12/06/2014	770.1102	Betta Turf	50xm3 buffalo, 150xm2 Kikuyu and turf start	\$ 1,298.00
12/06/2014	770.114	Creation Landscape Supplies	Lawn mix and bricks/sand	\$ 2,986.28
12/06/2014	770.1159	Light Application Pty Ltd	Reprogram lighting control system - Civic Centre	\$ 165.00
12/06/2014	770.121	Chubb Fire & Security Pty Ltd	Inspect fire extinguishers and equipment at TAPPS and Seaview Kindergarten	\$ 991.54
12/06/2014	770.1226	Ellenby Tree Farm Pty Ltd	26 Assortment of plants	\$ 5,313.00
12/06/2014	770.128	Total Packaging (WA) Pty Ltd	20 cartons of dog waste bags	\$ 1,716.00
12/06/2014	770.1389	Advanced Traffic Management	Traffic control Curtin Ave/Eric St intersection	\$ 3,967.70
12/06/2014	770.1493	Need A Bin	Monthly site fee for "E-Waste" bin	\$ 66.00
12/06/2014	770.15	Poolegrave Engravers	2 Cast bronze plaques - Sculptures By The Sea	\$ 1,650.00

<u>Date</u>	<u>Payment Reference</u>	<u>Payee</u>	<u>Description</u>	<u>Amount</u>
12/06/2014	770.1582	Snap Claremont	Plan printing	\$ 273.00
12/06/2014	770.1591	Labourforce Impex Personnel Pty Ltd	Temporary depot staff w/e 11 May 14	\$ 316.32
12/06/2014	770.16	Presswise Publications	Civic Centre News - Post Newspaper 24 May 14	\$ 1,045.00
12/06/2014	770.172	Martins Trailer Parts Pty Ltd	Replacement rims - ride on mower trailer	\$ 51.62
12/06/2014	770.1758	Crest Labour Pty Ltd	Temporary depot staff w/e 1 Jun 14	\$ 1,345.03
12/06/2014	770.1762	Cranetruck Services WA Pty Ltd	Install sculpture on Marine Pde	\$ 286.00
12/06/2014	770.1775	JHSM Pty Ltd	Two possum traps	\$ 260.00
12/06/2014	770.1780	Rent A Fence Pty Ltd	Hire of fence - Warnham St	\$ 739.48
12/06/2014	770.1783	A Richards Pty Ltd T/A Richgro Garden	17xM3 lawn mix	\$ 816.00
12/06/2014	770.1787	The Finishing Touch Gallery & Picture	Printing & framing - Boer War image	\$ 225.00
12/06/2014	770.1792	Fire Suppression Services Pty Ltd	Service of portable fire equipment	\$ 336.60
12/06/2014	770.187	WA Limestone Company	Top soil and loam mix	\$ 917.12
12/06/2014	770.188	Bob Jane T-Mart	Disposal of old tyres	\$ 50.00
12/06/2014	770.195	Chemsearch Australia	12 x Nat-Sil Extra	\$ 635.47
12/06/2014	770.201	Environmental Printing Company	3000 Postage paid envelopes	\$ 319.00
12/06/2014	770.25	P & A Hughes & Sons	Remove waste/rubble from depot	\$ 1,980.00
12/06/2014	770.33	Cottesloe Medical Centre	Flu vaccination for staff	\$ 168.00
12/06/2014	770.35	Cottesloe IGA	Catering supplies	\$ 27.15
12/06/2014	770.37	Staples Australia Pty Ltd	Stationery supplies - Pioneers Day	\$ 24.99
12/06/2014	770.510	Complete Pest Management Services	Partial termite barrier installed - Civic Centre	\$ 3,850.00
12/06/2014	770.522	Dogs Refuge Home (WA) Incorporated	Pound fees Jan - Mar 14	\$ 1,682.45
12/06/2014	770.524	MetroCount	5x6V welded battery pack for vehicle classifier	\$ 154.00
12/06/2014	770.545	Department of Fire & Emergency Services	2013/2014 ESL fourth quarter	\$ 121,877.96
12/06/2014	770.62	Bunnings Group Ltd	Hardware supplies	\$ 668.03
12/06/2014	770.650	Coates Hire Operations Pty Ltd	Hire of two variable message boards	\$ 5,154.23
12/06/2014	770.660	Dawson's Garden Centre	Table settings for Pioneers Day	\$ 199.60
12/06/2014	770.712	Tenco Pty Ltd	Five packs "I Choose Australia" cards - Pioneers Day	\$ 111.50
12/06/2014	770.802	West Coast Shade	Dismantle shade sails for Winter 2014	\$ 3,025.00
12/06/2014	770.806	Colquhoun Fremantle Bag	50mtr x 1.8 mtr rolls of hessian cloth	\$ 132.00
12/06/2014	770.84	West Australian Local Government Association	Marketforce advertising - Apr 14	\$ 1,279.55
12/06/2014	770.85	Western Metropolitan Regional Council	Transfer station waste disposal	\$ 20,749.90
12/06/2014	770.860	St Phillips Anglican Church	50% of costs for Carols by Candlelight 2012	\$ 2,947.16
12/06/2014	770.88	Ocean IT Pty Ltd	Virtual server upgrades/Veeam replication to OIT	\$ 4,229.94
12/06/2014	770.955	Minuteman Press	152 invitations - Pioneers Day	\$ 211.99
12/06/2014	770.998	Road Signs Australia Pty Ltd	3 Street signs	\$ 165.00
12/06/2014	771.1794	Express Salary Packaging Pty Ltd	Balance left from invoice 14064 - lease agreement	\$ 54.08
17/06/2014	772.1721	Business Fuel Cards Pty Ltd	Fuel for fleet vehicles - May 14	\$ 8,261.19
19/06/2014	773.100	Jaymar Pumps	Diagnose electrical fault with irrigation bore	\$ 440.00

<u>Date</u>	<u>Payment Reference</u>	<u>Payee</u>	<u>Description</u>	<u>Amount</u>
19/06/2014	773.1020	By Word of Mouth Pty Ltd	Catering services	\$ 9,474.57
19/06/2014	773.1087	Robert Quodling	Surveying services Curtin/Eric intersection	\$ 1,163.80
19/06/2014	773.1099	O'Connor Lawnmower & Chainsaw Centre	2xSG20 manual backpack sprayer units	\$ 310.00
19/06/2014	773.1102	Betta Turf	150 Sir Walter turf and turf start	\$ 1,498.00
19/06/2014	773.1229	The Planning Group WA Pty Ltd	Napoleon St refurbishment	\$ 4,620.00
19/06/2014	773.1237	Dale's Dairy Dash	Weekly milk supplies - 5 weeks	\$ 199.85
19/06/2014	773.1389	Advanced Traffic Management (WA) Pty Ltd	Traffic control Curtin Ave/Eric St intersection	\$ 3,080.00
19/06/2014	773.139	Australia Post	Daily mail - delivered and picked up - May 14	\$ 1,616.29
19/06/2014	773.1576	Edinger Real Estate	Monthly lease fee for Stack St depot - Jul 14	\$ 15,006.84
19/06/2014	773.1679	OPM(2012) Pty Ltd T/A Jason Mazda	10,000km service 1EJ913	\$ 377.90
19/06/2014	773.1758	Crest Labour Pty Ltd	Temporary depot staff w/e 8 Jun 14	\$ 1,365.10
19/06/2014	773.1776	Outer Bounds Photography	Photographic services - Pioneers Day 14	\$ 440.00
19/06/2014	773.1782	AECOM Australia Pty Ltd	Environmental auditing of former depot site	\$ 16,500.00
19/06/2014	773.1788	Professional Plastering Services	Plaster repairs to water damaged walls - TAPPS	\$ 187.00
19/06/2014	773.1791	Preston Botelho (Preston King)	Music performance - Pioneers Day 2014	\$ 300.00
19/06/2014	773.185	Miracle Recreation Equipment	Ashburton bench seat with armrests	\$ 1,815.00
19/06/2014	773.19	McLeods Barristers & Solicitors	Legal advice	\$ 1,435.05
19/06/2014	773.28	G J Trigg	2013/2014 Telephone Subsidy	\$ 300.00
19/06/2014	773.33	Cottesloe Medical Centre	Flu vaccination for staff	\$ 63.00
19/06/2014	773.35	Cottesloe IGA	Milk supplies	\$ 4.38
19/06/2014	773.37	Staples Australia Pty Ltd	Stationery order	\$ 674.92
19/06/2014	773.47	Collisters Electrical	Electrical work at Civic Centre	\$ 651.20
19/06/2014	773.49	Charles Service Company	Cleaning contract - May 14	\$ 5,396.83
19/06/2014	773.540	Kerb Doctor	Kerbing - Curtin and Eric St	\$ 9,967.65
19/06/2014	773.544	B M Pember	Consultancy support	\$ 2,406.25
19/06/2014	773.593	Australia Post	Replied letters	\$ 9.57
19/06/2014	773.608	Stewie Valentine Painting Service	Prepare/repaint wall and skirting boards at TAPPS & prepare/paint service duct at the Civic Centre	\$ 849.20
19/06/2014	773.77	Galvins Plumbing Supplies	Plumbing supplies	\$ 49.22
19/06/2014	773.79	Perth Irrigation Centre	Irrigation hardware supplies	\$ 835.88
19/06/2014	773.809	Biara Conservation Services	Weed spraying 14 & 29 May 14	\$ 1,056.00
19/06/2014	773.85	Western Metropolitan Regional Council	Transfer station waste disposal	\$ 8,089.83
19/06/2014	773.88	Ocean IT Pty Ltd	Onsite managed IT support - Jun 14	\$ 9,523.56
19/06/2014	773.89	Major Motors Pty Ltd	Service 3T truck 1DNF376	\$ 639.23
19/06/2014	773.891	Austral Mercantile Collections Pty	Debt recovery	\$ 16,692.99
19/06/2014	773.956	B Menage	Reimbursement for hardware supplies	\$ 27.00
19/06/2014	773.988	Securex Pty Ltd	Quarterly monitoring fees 1 Jul - 30 Sep 14	\$ 171.60
25/06/2014	774.1774	Express Salary Packaging Pty Ltd	Payroll Deduction	\$ 866.35

<u>Date</u>	<u>Payment Reference</u>	<u>Payee</u>	<u>Description</u>	<u>Amount</u>
25/06/2014	774.3	Department of Human Services	Payroll Deduction	\$ 329.40
25/06/2014	774.5	LGRCEU	Payroll Deduction	\$ 155.20
26/06/2014	775.101	Airflow Maintenance Company	Service call - repaired air conditioner at Civic Centre and maintenance at TAPPS	\$ 317.90
26/06/2014	775.1020	By Word of Mouth Pty Ltd	Catering services	\$ 940.50
26/06/2014	775.103	Benara Nurseries	150x14cm Casa Blue	\$ 970.75
26/06/2014	775.111	Murphy's Electrical Company	Inspect/repair floodlights Harvey Field	\$ 107.80
26/06/2014	775.121	Chubb Fire & Security Pty Ltd	Fire protection equipment service - Stack St depot	\$ 779.24
26/06/2014	775.1237	Dale's Dairy Dash	Weekly milk supplies w/e 7 Jun 14	\$ 37.76
26/06/2014	775.132	Landfill Gas & Power Pty Ltd	Black power supply 1 May - 1 Jun 14 - Civic Centre	\$ 2,810.39
26/06/2014	775.1389	Advanced Traffic Management (WA) Pty Ltd	Traffic control - works at Curtin/Eric intersection	\$ 5,929.00
26/06/2014	775.1645	Swissclinical Australia Pty Ltd	Dry-cleaning - Feb 14	\$ 249.00
26/06/2014	775.1671	Work Clobber	Safety wear	\$ 363.00
26/06/2014	775.1672	Environmental Health Australia (WA)	PEHO renewal membership 1 Jul 14 - 30 Jun 15	\$ 295.00
26/06/2014	775.17	Post Newspaper Pty Ltd	Cottesloe page publication - Post News	\$ 1,430.00
26/06/2014	775.1700	Rodrigues Bodycoat Architects	Design works - foreshore redevelopment	\$ 5,500.00
26/06/2014	775.1758	Crest Labour Pty Ltd	Temporary depot staff w/e 15 Jun 14	\$ 1,345.03
26/06/2014	775.1783	A Richards Pty Ltd T/A Richgro Garden	18,m3 lawn mix	\$ 864.00
26/06/2014	775.1789	Carpet Fix	Repairs to vinyl flooring - TAPPS	\$ 187.00
26/06/2014	775.1793	Cottesloe Coastcare-Association	Council contribution 13/14 - Material for rehabilitation planting	\$ 2,500.00
26/06/2014	775.1794	Express Salary Packaging Pty Ltd	Motor vehicle lease	\$ 54.08
26/06/2014	775.1797	Emerge Environmental Services Pty Ltd	John Black Park Concept Plan (EP14-030)	\$ 6,864.00
26/06/2014	775.1799	A Johnston	Reimbursement - Parking and transport for coastcare	\$ 96.72
26/06/2014	775.181	JR & A Hersey Pty Ltd	50 sand bags, 8kg barrier mesh & 20 star pickets	\$ 398.20
26/06/2014	775.20	Hillmack Sales (Australia) Pty Ltd	Concrete for North Cottesloe Primary School	\$ 330.00
26/06/2014	775.211	Apac Aid (Inc)	Nature plant subsidy scheme 2014	\$ 2,250.00
26/06/2014	775.24	Iron Mountain Australia Pty Ltd	Offsite storage of records - May 14	\$ 123.31
26/06/2014	775.35	Cottesloe IGA	Cleaning products	\$ 6.40
26/06/2014	775.37	Staples Australia Pty Ltd	Stationery order	\$ 467.94
26/06/2014	775.38	Veolia Environmental Services	Replacement hook bin - depot	\$ 928.60
26/06/2014	775.45	Town of Mosman Park	Event costs combined councils - Australia Day	\$ 297.16
26/06/2014	775.544	B M Pember	Consultancy support	\$ 893.75
26/06/2014	775.574	Burgess Rawson (WA) Pty Ltd	Lease W3160/L1735-1, W3160/L2696-1 & W3160/L4014-1 from 1 Jul - 30 Sep 14	\$ 5,324.00
26/06/2014	775.62	Bunnings Group Ltd	Hardware supplies	\$ 96.52
26/06/2014	775.645	Cobblestone Concrete	Concrete works at Curtin Ave/Eric St, footpath repairs Railway St and Pearse St/Curtin Ave and reinstate footpath Barsden St	\$ 40,347.12
26/06/2014	775.75	Safety Zone Australia Pty Ltd	Safety wear	\$ 138.60
26/06/2014	775.77	Galvins Plumbing Supplies	Plumbing supplies	\$ 127.23
26/06/2014	775.802	West Coast Shade	Repairs to shade sail	\$ 2,816.00

<u>Date</u>	<u>Payment Reference</u>	<u>Payee</u>	<u>Description</u>	<u>Amount</u>
26/06/2014	775.85	Western Metropolitan Regional Council	Transfer station waste disposal	\$ 8,379.61
26/06/2014	775.88	Ocean IT Pty Ltd	Ocean server upgrade from 2003 to 2008	\$ 5,639.92
26/06/2014	775.89	Major Motors Pty Ltd	Service 2T truck 1DNF388	\$ 384.91
26/06/2014	775.91	Claremont Asphalt	Variation - rock breaker for Curtin Ave/Eric St, asphalt work at Civic Centre, Il Lido carpark and Marmion St	\$ 3,190.00
26/06/2014	775.94	Insight CCS Pty Ltd	After hours answering service - May 14	\$ 346.43
30/06/2014	776.103	Benara Nurseries	Various plants	\$ 1,673.86
30/06/2014	776.1099	O'Connor Lawnmower & Chainsaw Centre	Herbicide application ahead signs	\$ 288.00
30/06/2014	776.1131	Globe Australia Pty Ltd	Application of fertiliser Spring and Autumn blend Harvey Field/Cott Oval	\$ 1,952.50
30/06/2014	776.1226	Ellenby Tree Farm Pty Ltd	2 Norfolk Island Pines, 1 Cook Island Pine and 3 Chinese Tallow trees	\$ 1,353.00
30/06/2014	776.1239	One Fire Group	Reset fire panel - battery fault	\$ 229.46
30/06/2014	776.1304	R M Rowell	Elected member expense claim 1 Jul 12 - 30 Jun 13 and 1 Jul 13 - 30 Jun 14	\$ 20,867.00
30/06/2014	776.1361	Department of Transport	Vehicle ownership search - May 14	\$ 254.00
30/06/2014	776.1389	Advanced Traffic Management (WA) Pty Ltd	Traffic management - Curtin/Eric St intersection	\$ 7,764.63
30/06/2014	776.142	WesTrac Pty Ltd	Service Skid Steer 1DUF429	\$ 2,012.13
30/06/2014	776.1479	Environmental Wastewater C S Pty Ltd	Street sweeping - May 14	\$ 6,048.90
30/06/2014	776.1583	Information Proficiency	Records management	\$ 96.25
30/06/2014	776.16	Presswise Publications	Civic Centre News - Post Newspaper 14 Jun 14	\$ 1,072.50
30/06/2014	776.1723	Perthwaste Green Recycling	Domestic & commercial waste - May 14	\$ 42,547.78
30/06/2014	776.1778	Western Heritage Pty Ltd	Reconstruction of boundary wall DeBernaies Walk	\$ 39,880.45
30/06/2014	776.1790	Altiform Pty Ltd	Beach ramp	\$ 8,556.90
30/06/2014	776.1795	Aspermont Limited	Inside Waste - Industry Report 2014-2015	\$ 495.00
30/06/2014	776.19	McLeods Barristers & Solicitors	Legal expenses	\$ 3,007.50
30/06/2014	776.25	P & A Hughes & Sons	Removal of waste/rubble from depot	\$ 2,772.00
30/06/2014	776.29	Fuji Xerox Australia Pty Ltd	Photocopier reading 1-31 May 14	\$ 706.27
30/06/2014	776.35	Cottesloe IGA	Catering supplies	\$ 90.80
30/06/2014	776.37	Staples Australia Pty Ltd	Stationery order	\$ 144.38
30/06/2014	776.390	North Cottesloe Surf Life Saving Club	First part payment contribution towards life saving tower	\$ 17,000.00
30/06/2014	776.55	Shire of Peppermint Grove	Combined council costs - Australia Day 14	\$ 1,552.03
30/06/2014	776.577	Australian Plant Wholesalers	Various plants	\$ 1,570.80
30/06/2014	776.585	OEM Group Pty Ltd	Service graffiti trailer pump	\$ 471.16
30/06/2014	776.6	Western Suburbs Building & Landscape	18m3 Lawn mix	\$ 1,940.00
30/06/2014	776.62	Bunnings Group Ltd	Hardware supplies	\$ 69.67
30/06/2014	776.650	Coates Hire Operations Pty Ltd	Hire VMB's Curtin Ave/Eric St	\$ 2,554.12
30/06/2014	776.75	Safety Zone Australia Pty Ltd	Safety wear	\$ 169.13
30/06/2014	776.79	Perth Irrigation Centre	Irrigation hardware supplies	\$ 81.37
30/06/2014	776.84	West Australian Local Government Association	Emergency Management courses	\$ 544.50
30/06/2014	776.85	Western Metropolitan Regional Council	Transfer station waste disposal	\$ 8,828.47

<u>Date</u>	<u>Payment Reference</u>	<u>Payee</u>	<u>Description</u>	<u>Amount</u>
30/06/2014	776.87	Repco Auto Parts	Trailer lights and bearing grease	\$ 117.19
30/06/2014	776.89	Major Motors Pty Ltd	Service 3T 1DFQ064	\$ 181.50
30/06/2014	776.91	Claremont Asphalt	Asphalt repair work RPW patch 17A John St	\$ 330.00
30/06/2014	776.955	Minuteman Press	1000 fliers & 100 posters - Music for Pleasure	\$ 666.82
3/06/2014		Commonwealth Bank of Australia	Bank fees	\$ 57.76
4/06/2014		Town of Cottesloe Staff	Fortnightly payroll	\$ 83,214.86
10/06/2014		Dishonoured Item	Development application fees	\$ 2,728.00
12/06/2014		Town of Cottesloe	Transfer to investment account	\$ 120,000.00
16/06/2014		National Australia Bank	Bank fees	\$ 34.63
17/06/2014		National Australia Bank	Bank fees	\$ 86.73
18/06/2014		Town of Cottesloe Staff	Fortnightly payroll	\$ 82,334.80
30/06/2014		Town of Cottesloe	Transfer to investment account	\$ 350,000.00
30/06/2014		National Australia Bank	Bank fees	\$ 32.66
30/06/2014		National Australia Bank	Bank fees	\$ 159.20
Grand Total:				\$ 1,661,611.57

Pursuant to Regulation of 13(4) of the local Government (Financial Management) Regulations the total of all other outstanding accounts for payment as at the date of this payment listing being prepared is \$133,453.27

I hereby certify that the above schedule of accounts totalling \$1,661,611.57 as submitted to the Works & Corporate Services Committee meeting held on 22 July 2014

Signed (Chairperson of the Works & Corporate Services Committee)

TOWN OF COTTESLOE
RESERVES - CASH BACKED INVESTMENTS
FOR THE PERIOD ENDING 30 JUNE 2014

	2013-2014 ACTUAL \$	2013-2014 BUDGET \$
1 Area Improvement		
Purpose: To fund the cost of improving facilities within the Municipality.		
Opening Balance	1,231	891
Transfer to Reserves	28	27
Transfer from Reserves	(884)	(918)
	<u>374</u>	<u>-</u>
2 Waste Management Reserve		
Purpose: To fund the improvement, replacement and expansion of waste management plant, equipment, facilities and services.		
Opening Balance	73,365	72,867
Transfer to Reserves	1,997	2,186
Transfer from Reserves	(75,362)	-
Closing Balance	<u>0.00</u>	<u>75,053</u>
3 Parking Reserve		
Purpose: To set aside funds from developers for the development of parking facilities		
Opening Balance	9,677	14,300
Transfer to Reserves	347	429
Transfer from Reserves	0	-
Closing Balance	<u>10,024</u>	<u>14,729</u>
4 Leave Reserve		
Purpose: To set asides funds to assist with the funding of unexpected employee entitlements		
Opening Balance	169,232	168,125
Transfer to Reserves	6,017	5,044
Transfer from Reserves	0	-
Closing Balance	<u>175,249</u>	<u>173,169</u>
5 Civic Centre Reserve		
Purpose: To fund the cost of upgrading the civic centre.		
Opening Balance	855	1,410
Transfer to Reserves	597	42
Transfer from Reserves	(1,452)	(1,452)
Closing Balance	<u>-</u>	<u>-</u>
6 Property Reserve		
Purpose: To contribute towards future property construction/renewal.		
Opening Balance	366,177	364,364
Transfer to Reserves	12,818	11,077
Transfer from Reserves	0	-
Closing Balance	<u>378,994</u>	<u>375,441</u>

TOWN OF COTTESLOE
RESERVES - CASH BACKED INVESTMENTS
FOR THE PERIOD ENDING 30 JUNE 2014

	2013-2014 ACTUAL \$	2013-2014 BUDGET \$
7 Infrastructure Reserve		
Purpose: To contribute towards future infrastructure construction/renewal.		
Opening Balance	379,668	377,781
Transfer to Reserves	13,409	11,333
Transfer from Reserves	(94,638)	(162,000)
Closing Balance	<u>298,439</u>	<u>227,114</u>
8 Unspent Grants/Funds Reserve		
Purpose: To account for unspent grants/funds at year end		
Opening Balance	1,193	920
Transfer to Reserves	18	33
Transfer from Reserves	(953)	(953)
Closing Balance	<u>258</u>	<u>-</u>
9 Legal Reserve		
Purpose: To provide funds to provide for legal expenses		
Opening Balance	63,213	62,824
Transfer to Reserves	2,268	1,885
Transfer from Reserves	0	-
Closing Balance	<u>65,481</u>	<u>64,709</u>
10 Parking Facilities Reserve		
Purpose: To provide funds to provide for parking facilities		
Opening Balance	232,778	231,500
Transfer to Reserves	4,875	6,945
Transfer from Reserves	(87,350)	(204,000)
Closing Balance	<u>150,303</u>	<u>34,445</u>
11 Sustainability Reserve		
Purpose: To fund new or enhance existing Sustainability initiatives within the Town of Cottesloe		
Opening Balance	0	-
Transfer to Reserves	20,382	19,782
Transfer from Reserves	0	(10,000)
	<u>20,382</u>	<u>9,782</u>
Sub Total	<u>1,099,504</u>	<u>974,442</u>
12 Combined Library Reserve		
Purpose: To fund improvements at the Library		
Opening Balance	49,447	-
Transfer to Reserves	-	-
Transfer from Reserves	-	-
	<u>49,447</u>	<u>-</u>
TOTAL RESERVES	<u>1,148,951</u>	<u>974,442</u>

TOWN OF COTTESLOE

INVESTMENTS

SCHEDULE OF INVESTMENTS HELD AS AT 30 JUNE 2014

BANK	RATE %	TERM	MATURITY DATE	MUNICIPAL INVESTMENTS	RESERVE FUND	COMMENTS
				\$	\$	
NATIONAL AUSTRALIA BANK	3.50%	90 DAYS	30-Sep-14	5,448.93		COTTESLOE PRIMARY SCHOOL
NATIONAL AUSTRALIA BANK	3.50%	90 DAYS	30-Sep-14	5,392.25		NORTH COTT PRIMARY SCHOOL
WESTPAC	3.46%	91 DAYS	29-Sep-14	464,165.67		TERM INVESTMENT
BANKWEST	3.40%	61 DAYS	18-Aug-14	770,161.64		TERM INVESTMENT
WESTPAC	3.46%	91 DAYS	29-Sep-14		77,378.28	RESERVE FUND INVESTMENTS
BANKWEST	3.50%	90 DAYS	17-Sep-14		155,221.12	RESERVE FUND INVESTMENTS
COMMONWEALTH BANK OF AUSTRALIA	3.41%	90 DAYS	30-Sep-14		500,727.05	RESERVE FUND INVESTMENTS
NATIONAL AUSTRALIA BANK	3.53%	90 DAYS	11-Aug-14		366,177.84	RESERVE FUND INVESTMENTS
				<u>\$1,245,168.49</u>	<u>\$1,099,504.29</u>	

BANK	\$	%
NATIONAL	\$377,019.02	16.08
WESTPAC	\$541,543.95	23.10
BANKWEST	\$925,382.76	39.47
COMMONWEALTH	\$500,727.05	21.36
TOTAL	\$2,344,672.78	100.00

TOWN OF COTTESLOE

LOANS

SCHEDULE OF LOANS HELD AS AT 30 JUNE 2014

BANK	REF NO.	RATE %	PERIOD	MATURITY DATE	BALANCE OWING	LAST INSTALMENT DATE	NEXT INSTALMENT DATE	CURRENT LIABILITY	NON-CURRENT LIABILITY	COMMENTS
WA TREASURY	104	5.85%	10 YEARS	20-Oct-14	\$12,916.94	21-Apr-14	21-Oct-14	\$12,916.94	\$0.00	COTTESLOE TENNIS CLUB
WA TREASURY	105	6.22%	15 YEARS	6-Oct-23	\$278,939.89	7-Apr-14	6-Oct-14	\$22,319.70	\$256,620.19	SEA VIEW GOLF CLUB
WA TREASURY	106	5.25%	10 YEARS	3-Apr-19	\$903,069.45	3-Apr-14	3-Oct-14	\$162,395.08	\$740,674.37	CAPITAL PROJECT - CIVIC CENTRE
WA TREASURY	107	6.51%	20 YEARS	16-Sep-29	\$4,318,203.96	17-Mar-14	16-Sep-14	\$168,126.81	\$4,150,077.15	CAPITAL PROJECT - JOINT LIBRARY
					<u>\$5,513,130.24</u>			<u>\$365,758.53</u>	<u>\$5,147,371.71</u>	
LOANS TO OTHER ENTITIES					\$291,856.83			\$35,236.64	\$256,620.19	
LOANS FOR TOC					\$5,221,273.41			\$330,521.89	\$4,890,751.52	
					<u>\$5,513,130.24</u>			<u>\$365,758.53</u>	<u>\$5,147,371.71</u>	

TOWN OF COTTESLOE

SUNDRY DEBTORS REPORT AS AT 30 JUNE 2014

<u>Debtor Number</u>	<u>Nature Of Debt</u>	<u>3+ Months</u>	<u>2+ Months</u>	<u>1+ Month</u>	<u>Current</u>	<u>Balance</u>	<u>Status</u>
403	Venue hire	\$3,092.10	\$0.00	\$0.00	\$15,225.00	\$18,317.10	Statement sent
13	Waste collection fees	\$2,370.45	\$0.00	\$0.00	\$0.00	\$2,370.45	Debt recovery commenced
498	Footpath reinstatement	\$1,311.20	\$0.00	\$0.00	\$0.00	\$1,311.20	Statement sent
49	Waste collection fees	\$1,136.20	\$568.10	\$0.00	\$568.10	\$2,272.40	Statement sent
26	Waste collection fees	\$975.00	\$487.50	\$0.00	\$487.50	\$1,950.00	Statement sent
293	Venue hire	\$950.00	\$0.00	\$0.00	\$0.00	\$950.00	Statement sent
128	Waste collection fees	\$784.94	\$784.94	\$0.00	\$784.94	\$2,354.82	Statement sent
3	Waste collection fees	\$512.76	\$0.00	\$0.00	\$0.00	\$512.76	Statement sent
106	Waste collection fees	\$511.25	\$81.25	\$0.00	\$81.25	\$673.75	Statement sent
491	Waste collection fees	\$374.40	\$405.60	\$0.00	\$405.60	\$1,185.60	Statement sent
454	Sale of bins	\$159.78	\$0.00	\$0.00	\$0.00	\$159.78	Statement sent
366	Health fees	\$6.40	\$0.00	\$0.00	\$0.00	\$6.40	Statement sent
155	Contribution	\$0.20	\$0.00	\$0.00	\$0.00	\$0.20	Statement sent
311	Waste collection fees	\$0.00	\$3,943.50	\$0.00	\$2,949.70	\$6,893.20	Statement sent
12	Waste collection fees	\$0.00	\$1,407.38	\$0.00	\$1,407.38	\$2,814.76	Statement sent
479	Waste collection fees	\$0.00	\$684.72	\$0.00	\$689.91	\$1,374.63	Statement sent
444	Waste collection fees	\$0.00	\$405.60	\$0.00	\$405.60	\$811.20	Statement sent
11	Waste collection fees	\$0.00	\$311.22	\$0.00	\$311.22	\$622.44	Statement sent
81	Waste collection fees	\$0.00	\$243.75	\$0.00	\$243.75	\$487.50	Statement sent
123	Waste collection fees	\$0.00	\$114.99	\$0.00	\$114.99	\$229.98	Statement sent
261	Waste collection fees	\$0.00	\$81.25	\$0.00	\$81.25	\$162.50	Statement sent
496	Waste collection fees	\$0.00	\$68.75	\$0.00	\$81.25	\$150.00	Statement sent
343	Grant Funding	\$0.00	\$0.00	\$0.00	\$55,000.00	\$55,000.00	Current
169	Grant Funding	\$0.00	\$0.00	\$0.00	\$13,313.63	\$13,313.63	Current
97	Waste collection fees	\$0.00	\$0.00	\$0.00	\$8,074.95	\$8,074.95	Current
42	Waste collection fees	\$0.00	\$0.00	\$0.00	\$3,547.44	\$3,547.44	Current
73	Waste collection fees	\$0.00	\$0.00	\$0.00	\$2,908.36	\$2,908.36	Current
86	Waste collection fees	\$0.00	\$0.00	\$0.00	\$2,770.95	\$2,770.95	Current
18	Waste collection fees	\$0.00	\$0.00	\$0.00	\$2,232.23	\$2,232.23	Current
15	Waste collection fees	\$0.00	\$0.00	\$0.00	\$1,825.98	\$1,825.98	Current
7	Waste collection fees	\$0.00	\$0.00	\$0.00	\$1,785.55	\$1,785.55	Current
440	Waste collection fees	\$0.00	\$0.00	\$0.00	\$1,149.85	\$1,149.85	Current
41	Waste collection fees	\$0.00	\$0.00	\$0.00	\$1,109.94	\$1,109.94	Current
245	Waste collection fees	\$0.00	\$0.00	\$0.00	\$987.35	\$987.35	Current
124	Waste collection fees	\$0.00	\$0.00	\$0.00	\$975.00	\$975.00	Current

TOWN OF COTTESLOE

SUNDRY DEBTORS REPORT AS AT 30 JUNE 2014

<u>Debtor Number</u>	<u>Nature Of Debt</u>	<u>3+ Months</u>	<u>2+ Months</u>	<u>1+ Month</u>	<u>Current</u>	<u>Balance</u>	<u>Status</u>
33	Waste collection fees	\$0.00	\$0.00	\$0.00	\$933.66	\$933.66	Current
113	Waste collection fees	\$0.00	\$0.00	\$0.00	\$811.20	\$811.20	Current
44	Waste collection fees	\$0.00	\$0.00	\$0.00	\$789.36	\$789.36	Current
95	Waste collection fees	\$0.00	\$0.00	\$0.00	\$717.47	\$717.47	Current
115	Waste collection fees	\$0.00	\$0.00	\$0.00	\$676.13	\$676.13	Current
43	Waste collection fees	\$0.00	\$0.00	\$0.00	\$662.35	\$662.35	Current
16	Waste collection fees	\$0.00	\$0.00	\$0.00	\$622.44	\$622.44	Current
298	Waste collection fees	\$0.00	\$0.00	\$0.00	\$622.44	\$622.44	Current
45	Waste collection fees	\$0.00	\$0.00	\$0.00	\$527.41	\$527.41	Current
130	Waste collection fees	\$0.00	\$0.00	\$0.00	\$521.24	\$521.24	Current
40	Waste collection fees	\$0.00	\$0.00	\$0.00	\$487.50	\$487.50	Current
101	Waste collection fees	\$0.00	\$0.00	\$0.00	\$487.50	\$487.50	Current
133	Waste collection fees	\$0.00	\$0.00	\$0.00	\$486.85	\$486.85	Current
83	Waste collection fees	\$0.00	\$0.00	\$0.00	\$473.72	\$473.72	Current
55	Waste collection fees	\$0.00	\$0.00	\$0.00	\$459.94	\$459.94	Current
75	Waste collection fees	\$0.00	\$0.00	\$0.00	\$446.16	\$446.16	Current
107	Waste collection fees	\$0.00	\$0.00	\$0.00	\$406.25	\$406.25	Current
78	Waste collection fees	\$0.00	\$0.00	\$0.00	\$392.47	\$392.47	Current
36	Waste collection fees	\$0.00	\$0.00	\$0.00	\$378.69	\$378.69	Current
47	Waste collection fees	\$0.00	\$0.00	\$0.00	\$344.96	\$344.96	Current
6	Waste collection fees	\$0.00	\$0.00	\$0.00	\$325.00	\$325.00	Current
495	Waste collection fees	\$0.00	\$0.00	\$0.00	\$325.00	\$325.00	Current
340	Waste collection fees	\$0.00	\$0.00	\$0.00	\$311.22	\$311.22	Current
448	Waste collection fees	\$0.00	\$0.00	\$0.00	\$297.44	\$297.44	Current
154	Waste collection fees	\$0.00	\$0.00	\$0.00	\$263.71	\$263.71	Current
29	Waste collection fees	\$0.00	\$0.00	\$0.00	\$243.75	\$243.75	Current
69	Waste collection fees	\$0.00	\$0.00	\$0.00	\$243.75	\$243.75	Current
87	Waste collection fees	\$0.00	\$0.00	\$0.00	\$243.75	\$243.75	Current
99	Waste collection fees	\$0.00	\$0.00	\$0.00	\$229.98	\$229.98	Current
21	Waste collection fees	\$0.00	\$0.00	\$0.00	\$229.97	\$229.97	Current
52	Waste collection fees	\$0.00	\$0.00	\$0.00	\$229.97	\$229.97	Current
59	Waste collection fees	\$0.00	\$0.00	\$0.00	\$229.97	\$229.97	Current
125	Waste collection fees	\$0.00	\$0.00	\$0.00	\$229.97	\$229.97	Current
197	Waste collection fees	\$0.00	\$0.00	\$0.00	\$229.97	\$229.97	Current
352	Waste collection fees	\$0.00	\$0.00	\$0.00	\$229.97	\$229.97	Current

TOWN OF COTTESLOE

SUNDRY DEBTORS REPORT AS AT 30 JUNE 2014

<u>Debtor Number</u>	<u>Nature Of Debt</u>	<u>3+ Months</u>	<u>2+ Months</u>	<u>1+ Month</u>	<u>Current</u>	<u>Balance</u>	<u>Status</u>
34	Waste collection fees	\$0.00	\$0.00	\$0.00	\$223.72	\$223.72	Current
117	Waste collection fees	\$0.00	\$0.00	\$0.00	\$216.19	\$216.19	Current
132	Waste collection fees	\$0.00	\$0.00	\$0.00	\$202.41	\$202.41	Current
4	Waste collection fees	\$0.00	\$0.00	\$0.00	\$196.24	\$196.24	Current
25	Waste collection fees	\$0.00	\$0.00	\$0.00	\$196.24	\$196.24	Current
453	Waste collection fees	\$0.00	\$0.00	\$0.00	\$196.24	\$196.24	Current
63	Waste collection fees	\$0.00	\$0.00	\$0.00	\$162.50	\$162.50	Current
114	Waste collection fees	\$0.00	\$0.00	\$0.00	\$162.50	\$162.50	Current
121	Waste collection fees	\$0.00	\$0.00	\$0.00	\$162.50	\$162.50	Current
20	Waste collection fees	\$0.00	\$0.00	\$0.00	\$148.72	\$148.72	Current
164	Waste collection fees	\$0.00	\$0.00	\$0.00	\$148.72	\$148.72	Current
299	Waste collection fees	\$0.00	\$0.00	\$0.00	\$148.72	\$148.72	Current
424	Waste collection fees	\$0.00	\$0.00	\$0.00	\$148.72	\$148.72	Current
478	Waste collection fees	\$0.00	\$0.00	\$0.00	\$148.72	\$148.72	Current
507	Waste collection fees	\$0.00	\$0.00	\$0.00	\$148.72	\$148.72	Current
176	Waste collection fees	\$0.00	\$0.00	\$0.00	\$115.50	\$115.50	Current
19	Waste collection fees	\$0.00	\$0.00	\$0.00	\$114.99	\$114.99	Current
23	Waste collection fees	\$0.00	\$0.00	\$0.00	\$114.99	\$114.99	Current
35	Waste collection fees	\$0.00	\$0.00	\$0.00	\$114.99	\$114.99	Current
39	Waste collection fees	\$0.00	\$0.00	\$0.00	\$114.99	\$114.99	Current
56	Waste collection fees	\$0.00	\$0.00	\$0.00	\$114.99	\$114.99	Current
62	Waste collection fees	\$0.00	\$0.00	\$0.00	\$114.99	\$114.99	Current
74	Waste collection fees	\$0.00	\$0.00	\$0.00	\$114.99	\$114.99	Current
98	Waste collection fees	\$0.00	\$0.00	\$0.00	\$114.99	\$114.99	Current
116	Waste collection fees	\$0.00	\$0.00	\$0.00	\$114.99	\$114.99	Current
266	Waste collection fees	\$0.00	\$0.00	\$0.00	\$114.99	\$114.99	Current
315	Waste collection fees	\$0.00	\$0.00	\$0.00	\$114.99	\$114.99	Current
404	Waste collection fees	\$0.00	\$0.00	\$0.00	\$114.99	\$114.99	Current
416	Waste collection fees	\$0.00	\$0.00	\$0.00	\$114.99	\$114.99	Current
431	Waste collection fees	\$0.00	\$0.00	\$0.00	\$114.99	\$114.99	Current
481	Waste collection fees	\$0.00	\$0.00	\$0.00	\$114.99	\$114.99	Current
160	Waste collection fees	\$0.00	\$0.00	\$0.00	\$114.66	\$114.66	Current
30	Waste collection fees	\$0.00	\$0.00	\$0.00	\$81.25	\$81.25	Current
37	Waste collection fees	\$0.00	\$0.00	\$0.00	\$81.25	\$81.25	Current
53	Waste collection fees	\$0.00	\$0.00	\$0.00	\$81.25	\$81.25	Current

TOWN OF COTTESLOE

SUNDRY DEBTORS REPORT AS AT 30 JUNE 2014

<u>Debtor Number</u>	<u>Nature Of Debt</u>	<u>3+ Months</u>	<u>2+ Months</u>	<u>1+ Month</u>	<u>Current</u>	<u>Balance</u>	<u>Status</u>
58	Waste collection fees	\$0.00	\$0.00	\$0.00	\$81.25	\$81.25	Current
92	Waste collection fees	\$0.00	\$0.00	\$0.00	\$81.25	\$81.25	Current
93	Waste collection fees	\$0.00	\$0.00	\$0.00	\$81.25	\$81.25	Current
94	Waste collection fees	\$0.00	\$0.00	\$0.00	\$81.25	\$81.25	Current
104	Waste collection fees	\$0.00	\$0.00	\$0.00	\$81.25	\$81.25	Current
105	Waste collection fees	\$0.00	\$0.00	\$0.00	\$81.25	\$81.25	Current
119	Waste collection fees	\$0.00	\$0.00	\$0.00	\$81.25	\$81.25	Current
163	Waste collection fees	\$0.00	\$0.00	\$0.00	\$81.25	\$81.25	Current
287	Waste collection fees	\$0.00	\$0.00	\$0.00	\$81.25	\$81.25	Current
300	Waste collection fees	\$0.00	\$0.00	\$0.00	\$81.25	\$81.25	Current
347	Waste collection fees	\$0.00	\$0.00	\$0.00	\$81.25	\$81.25	Current
351	Waste collection fees	\$0.00	\$0.00	\$0.00	\$81.25	\$81.25	Current
353	Waste collection fees	\$0.00	\$0.00	\$0.00	\$81.25	\$81.25	Current
407	Waste collection fees	\$0.00	\$0.00	\$0.00	\$81.25	\$81.25	Current
410	Waste collection fees	\$0.00	\$0.00	\$0.00	\$81.25	\$81.25	Current
417	Waste collection fees	\$0.00	\$0.00	\$0.00	\$81.25	\$81.25	Current
429	Waste collection fees	\$0.00	\$0.00	\$0.00	\$81.25	\$81.25	Current
445	Waste collection fees	\$0.00	\$0.00	\$0.00	\$81.25	\$81.25	Current
502	Waste collection fees	\$0.00	\$0.00	\$0.00	\$81.25	\$81.25	Current
151	Rate rebate claim	\$0.00	\$0.00	\$0.00	\$3,380.11	\$3,380.11	Current
504	Waste collection fees	\$0.00	\$0.00	\$0.00	\$622.17	\$622.17	Current
152	ESL rebate claim	\$0.00	\$0.00	\$0.00	\$12.32	\$12.32	Current
90	Overpayment	\$0.00	\$0.00	\$0.00	-\$81.25	-\$81.25	Overpayment
186	Overpayment	\$0.00	\$0.00	-\$0.01	\$0.00	-\$0.01	Overpayment
TOTAL		\$12,184.68	\$9,588.55	-\$0.01	\$144,916.55	\$166,689.77	



Rates and Charges Analysis

For Financial Year 2014 Period 12 ,as at 4/07/2014

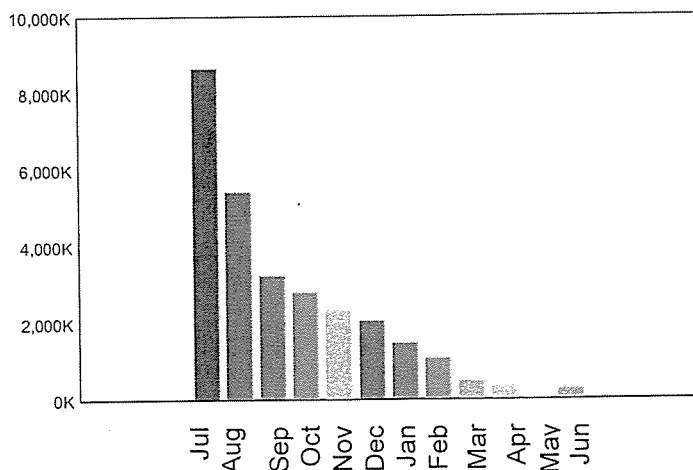
Amounts Levied and Outstanding

<u>Rate or Charge Type</u>	<u>Amount Levied This Year</u>	<u>Total Balance Outstanding</u>
GRV General Rate	8,507,337.14	279,564.92
Additional Bin	88,063.97	1,161.99
Credit Balances	0.00	-56,001.64
Swimming Pool	7,906.25	165.64
ESL Category 1	1,223,151.45	35,559.29
ESL Category 5	0.00	4.05
Instalment Fees	15,940.20	98.73
Instalment PreInterest	32,447.58	149.08
	9,874,846.59	260,702.06

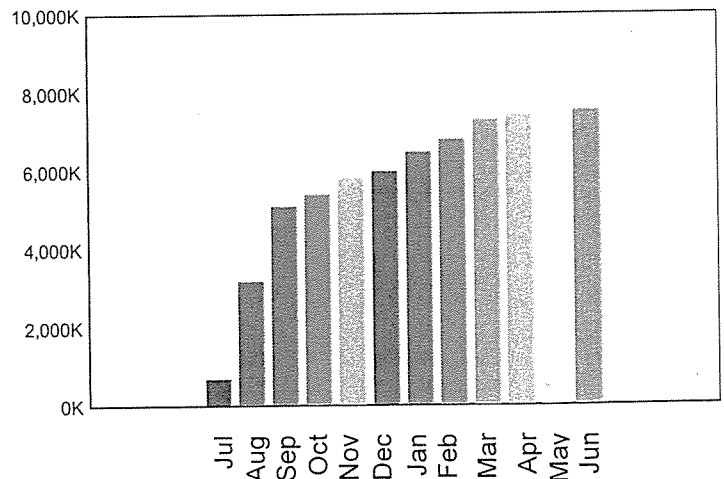
Analysis of Outstanding Balance

<u>Bfwd At 1 July</u>	<u>Levied YTD</u>	<u>Rebated</u>	<u>Received</u>	<u>Other Trans</u>	<u>Balance</u>
255,046.17	9,874,846.59	-560,090.19	-9,356,209.82	47,109.31	260,702.06
<u>Current</u>	<u>Arrears</u>	<u>Interest</u>	<u>Legal</u>	<u>Deferred</u>	<u>Balance</u>
23,850.60	19,318.75	14,365.94	8,168.05	194,998.72	260,702.06

Total Balance Outstanding By Month



YTD Collections By Month



Analysis of Assessments

Number of assessments	3,815
Number of assessments paid in full	3,389
Number of assessments with a balance outstanding	530
Number of assessments with arrears	24
Number of assessments on instalments	1,291
Number of assessments with pensioners or seniors	908
Number of assessments with deferred rates	30
Number of assessments with no payment yet	36

TOWN OF COTTESLOE

**CAPITAL WORKS PROGRAMME
FOR THE PERIOD ENDED 1 JULY 2013 TO 30 JUNE 2014**

PROJECT NO	PROJECT	2013-2014 YTD ACTUAL \$	2013-2014 YTD BUDGET \$	2013-2014 BUDGET \$	Variations Budget to YTD Actual \$	Variations Budget to YTD Actual %
3.4120.2	LAND DEVELOPMENT Old Cottesloe Depot Site	26,973	0	0	(26,973)	
5.1068.2	CARPARK CONSTRUCTION Forrest Street	76,980	70,000	70,000	(6,980)	(10%)
5.1136.2	Napier Street	112,558	134,000	134,000	21,442	16%
5.3065.2	Station Street	8,758	0	0	(8,758)	
10.9000.2	DRAINAGE CONSTRUCTION Cottesloe various	7,907	10,000	10,000	2,093	21%
15.1002.2	FOOTPATH CONSTRUCTION Ackland Way	2,608	2,500	2,500	(108)	(4%)
15.1016.2	Barsden Street	18,186	14,300	14,300	(3,886)	(27%)
15.1026.2	Brighton Street	16,425	18,100	18,100	1,675	9%
15.1030.2	Broome Street	20,389	17,300	17,300	(3,089)	(18%)
15.1086.2	Griver Street	16,010	16,900	16,900	890	5%
15.1104.2	Kathleen Street	26,386	25,900	25,900	(486)	(2%)
15.1114.2	Loma Street	14,753	14,800	14,800	47	0%
15.1128.2	Marmion Street	10,260	10,600	10,600	340	3%
15.9000.2	Bike Plan Works	162,955	130,000	130,000	(32,955)	(25%)
15.9000.5	Disability Access Ramp - Foreshore	298,919	263,755	263,755	(35,164)	(13%)

TOWN OF COTTESLOE

**CAPITAL WORKS PROGRAMME
FOR THE PERIOD ENDED 1 JULY 2013 TO 30 JUNE 2014**

PROJECT NO	PROJECT	2013-2014 YTD ACTUAL \$	2013-2014 YTD BUDGET \$	2013-2014 BUDGET \$	Variances Budget to YTD Actual \$	Variances Budget to YTD Actual %
20.9000.2	IRRIGATION CONSTRUCTION Cottesloe	19,905	20,000	20,000	95	0%
25.9000.2	LANEWAY CONSTRUCTION Cottesloe	22,193	81,200	81,200	59,007	73%
30.9000.2	PARKS AND RESERVES CONSTRUCTION Playgrounds various	30,882	30,000	30,000	(882)	(3%)
30.9000.5	Cottesloe Natural Area Upgrade	11,774	15,000	15,000	3,226	22%
35.4050.2	PROPERTY CONSTRUCTION Civic Centre - Voltage Optimisation	0	31,500	31,500		100%
35.4050.5	Civic Centre - Air Conditioning	31,841	80,000	80,000	48,159	60%
35.4135.2	Joint Library	3,888	0	0	0	
35.6030.2	Civic Centre Grounds Restoration	174,020	220,000	220,000	45,980	21%

TOWN OF COTTESLOE

CAPITAL WORKS PROGRAMME
FOR THE PERIOD ENDED 1 JULY 2013 TO 30 JUNE 2014

PROJECT NO	PROJECT	2013-2014 YTD ACTUAL \$	2013-2014 YTD BUDGET \$	2013-2014 BUDGET \$	2013-2014 BUDGET \$	Variances Budget to Actual \$	Variances Budget to YTD Actual %
	ROAD CONSTRUCTION/ REHABILITATION						
40.1036.2	Chamberlain Street	31,385	62,200	62,200	62,200	30,815	50%
40.1058.2	Elizabeth Street	48,512	54,600	54,600	54,600	6,088	11%
40.1074.2	Geraldine Street	17,506	15,800	15,800	15,800	(1,706)	(11%)
40.1098.2	Jarrad Street	19,533	19,800	19,800	19,800	267	1%
40.1164.2	Rosser Street	30,206	0	0	0	(30,206)	
40.1168.2	Salvado Street	37,747	27,100	27,100	27,100	(10,647)	(39%)
40.1202.2	William Street	38,349	22,800	22,800	22,800	(15,549)	(68%)
40.1204.2	Windsor Street	32,553	24,500	24,500	24,500	(8,053)	(33%)
	ROAD SAFETY & SPEED RESTRICTION						
41.1048.2	Curtin Avenue	220,843	285,000	285,000	285,000	64,157	23%
41.1060.2	Eric Street	0	75,000	75,000	75,000	75,000	100%
41.9000.2	Safety & Speed Program Yr 3	1,180	55,000	55,000	55,000	53,820	98%
	STREET FURNITURE						
42.9000.2.	Three Bin System	139,843	0	0	0	(139,843)	

TOWN OF COTTESLOE

CAPITAL WORKS PROGRAMME
FOR THE PERIOD ENDED 1 JULY 2013 TO 30 JUNE 2014

PROJECT NO	PROJECT	2013-2014 YTD ACTUAL	2013-2014 YTD BUDGET	2013-2014 BUDGET	2013-2014 YTD BUDGET	Variances Budget to Actual	Variances Budget to YTD Actual
		\$	\$	\$	\$	\$	%
	MISCELLANEOUS INFRASTRUCTURE						
43.6080.2.57	Viewing Tower - Foreshore	15,455	32,000	32,000	32,000	16,545	52%
43.9000.2.57	Town Centre Improvements	0	100,000	100,000	100,000	100,000	100%
43.9000.2.57	Sculpture	65,624	70,000	70,000	70,000	4,376	6%
43.9000.2.57	Sculpture - Gifted	50,000	0	0	0	(50,000)	
43.1176.2	CCTV - Station Street	44,045	0	0	0	(44,045)	
43.9000.5	Upgrade to Parking Software	10,548	0	0	0	(10,548)	
	PLANT & VEHICLES						
47.9000.2.57	Passenger Vehicle - CEO	48,405	45,000	45,000	45,000	(3,405)	(8%)
47.9000.2.57	Passenger Vehicle - SPO	34,651	36,000	36,000	36,000	1,349	4%
47.9000.2.57	Passenger Vehicle - MDS	0	36,000	36,000	36,000	36,000	100%
47.9000.2.57	Passenger Vehicle - MES	34,613	36,000	36,000	36,000	1,387	4%
47.9000.2.57	Passenger Vehicle - WS	31,941	33,000	33,000	33,000	1,059	3%
47.9000.2.57	Passenger Vehicle - Ranger	34,160	35,000	35,000	35,000	840	2%
47.9000.2.57	Utility Vehicle - AWS	25,450	24,600	24,600	24,600	(850)	(3%)
47.9000.2.57	Depot Utility Vehicles (3)	66,836	71,000	71,000	71,000	4,164	6%
47.9000.2.57	Kubota Mower	24,200	29,000	29,000	29,000	4,800	17%
47.9000.2.57	Stihl Pole Pruners (2)	1,000	2,600	2,600	2,600	1,600	62%
47.9000.2.57	Stihl Chain Saws (3)	1,156	3,700	3,700	3,700	2,544	69%
47.9000.2.57	Stihl Hedge Trimmers (2)	1,000	2,000	2,000	2,000	1,000	50%
47.9000.2.57	Stihl Brush Cutters (3)	0	3,600	3,600	3,600	3,600	100%
47.9000.2.57	Concrete Saw & Trolley	2,680	0	0	0	(2,680)	

TOWN OF COTTESLOE

CAPITAL WORKS PROGRAMME

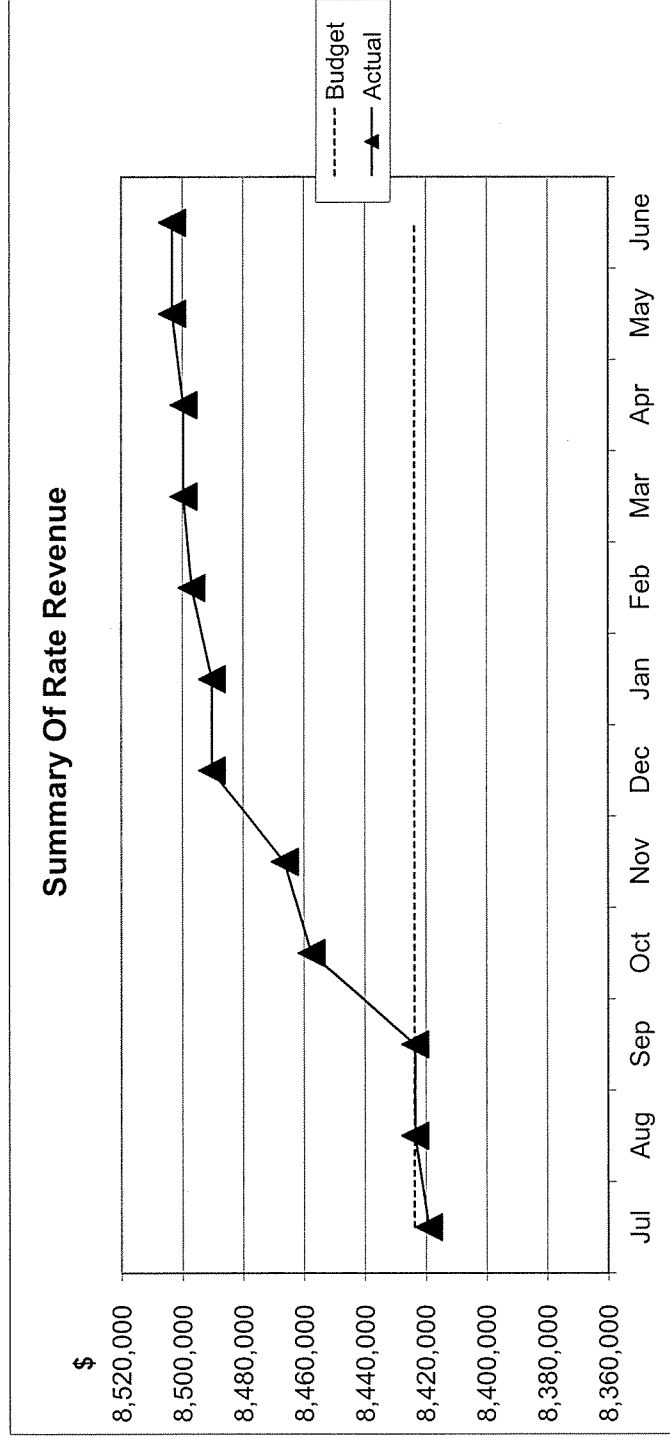
FOR THE PERIOD ENDED 1 JULY 2013 TO 30 JUNE 2014

PROJECT NO	PROJECT	2013-2014 YTD ACTUAL \$	2013-2014 YTD BUDGET \$	2013-2014 BUDGET \$	Variances Budget to YTD Actual \$	Variances Budget to YTD Actual %
49.9000.2.57	IT, OFFICE EQUIPMENT & FURNITURE					
49.9000.2.57	Civic Centre Furniture	13,125	5,000	5,000	(9,803)	(196%)
49.9000.2.57	Desktop Devices	7,020	7,636	7,636	616	8%
49.9000.2.57	Mobile Devices	4,386	4,773	4,773	387	8%
49.9000.2.57	Photocopier	18,474	20,000	20,000	1,526	8%
49.9000.2.57	TRIM Upgrade	8,561	15,000	15,000	6,439	43%
49.9000.2.57	Authority Upgrade	14,803	30,000	30,000	15,197	51%
49.9000.2.57	Offsite replication of VM's as part of Data Recovery Plan	14,974	13,104	13,104	(1,870)	(14%)
49.9000.2.57	Upgrade/Replacement of Network Switches	0	4,248	4,248	4,248	100%
49.9000.2.57	Replacement of SAN	15,306	17,478	17,478	2,172	12%
49.9000.2.57	Virtual Server Upgrades	10,208	27,520	27,520	17,312	63%
49.9000.2.57	Data Rack for New Depot	0	1,254	1,254	1,254	100%
49.9000.2.58	HR Software	6,503	0	0	(6,503)	
	Totals	2,337,351	2,553,168	2,553,168	186,527	8%

TOWN OF COTTESLOE

GRAPHICAL SUMMARY BY NATURE & TYPE FOR 2013 - 2014

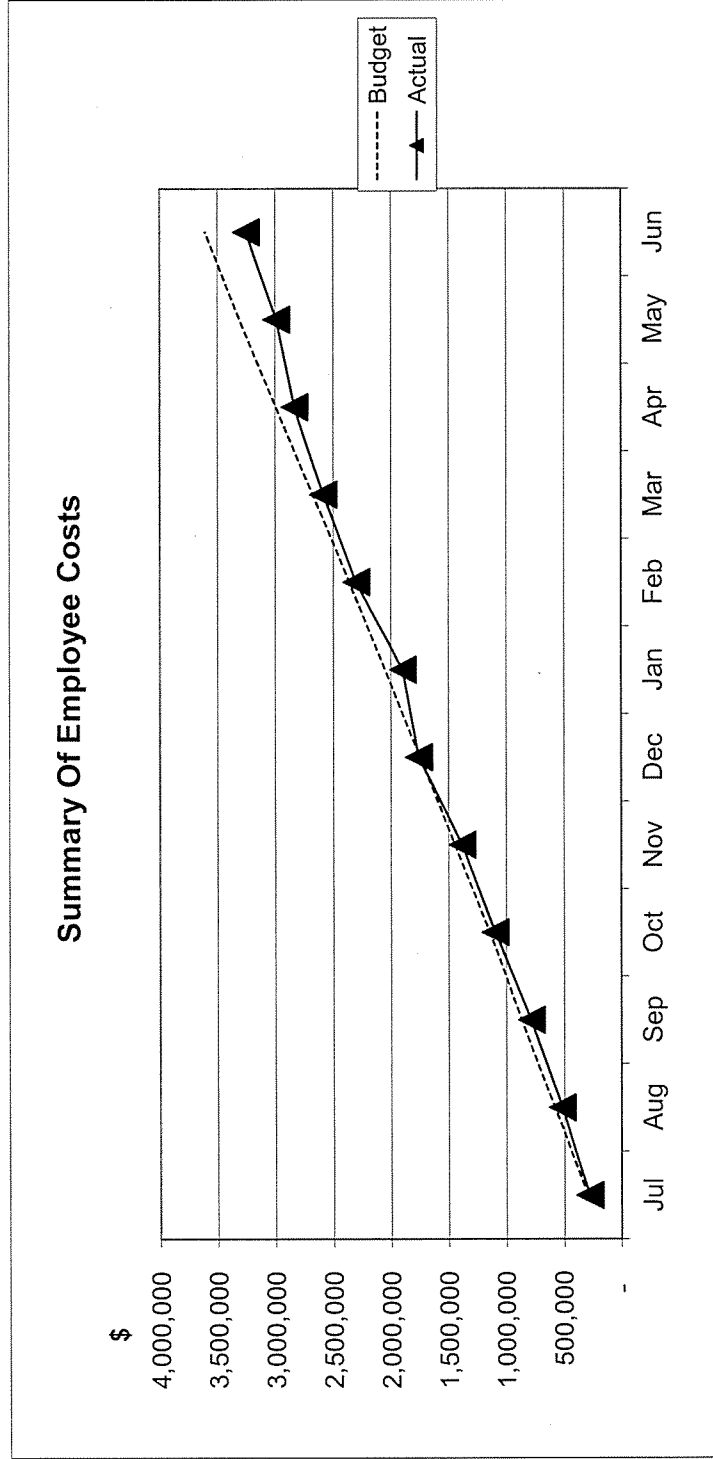
FOR THE PERIOD ENDED 1 JULY 2013 TO 30 JUNE 2014



TOWN OF COTTESLOE

GRAPHICAL SUMMARY BY NATURE & TYPE FOR 2013 - 2014

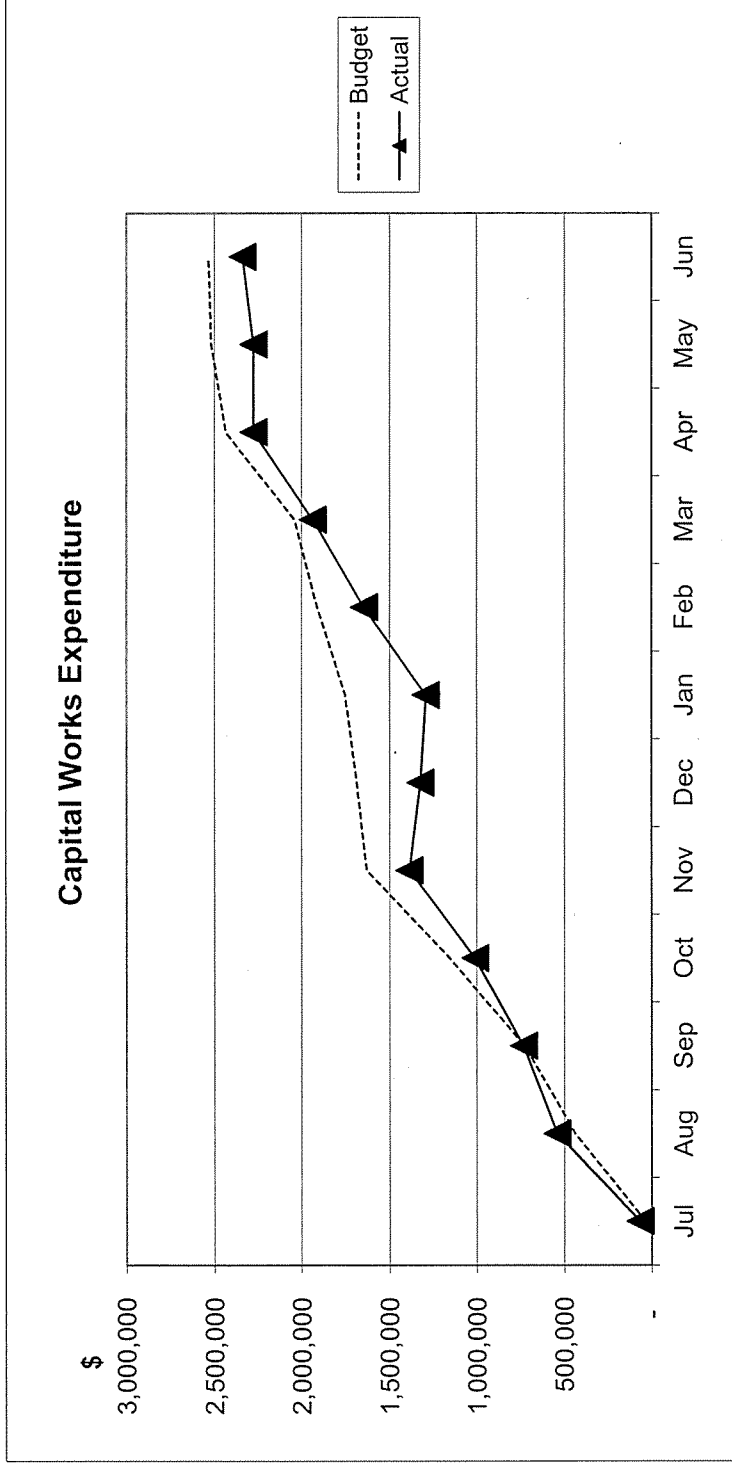
FOR THE PERIOD ENDED 1 JULY 2013 TO 30 JUNE 2014



TOWN OF COTTESLOE

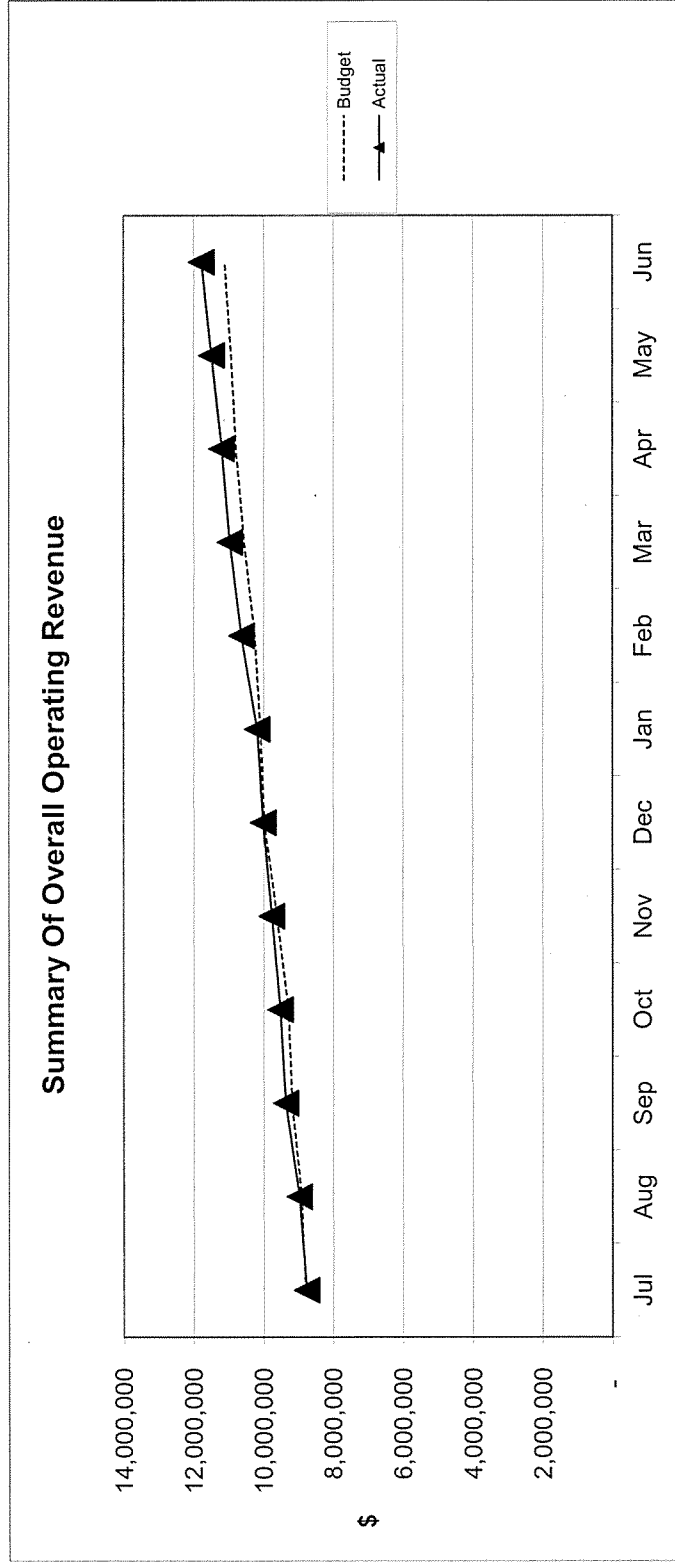
GRAPHICAL SUMMARY BY NATURE & TYPE FOR 2013 - 2014

FOR THE PERIOD ENDED 1 JULY 2013 TO 30 JUNE 2014



TOWN OF COTTESLOE

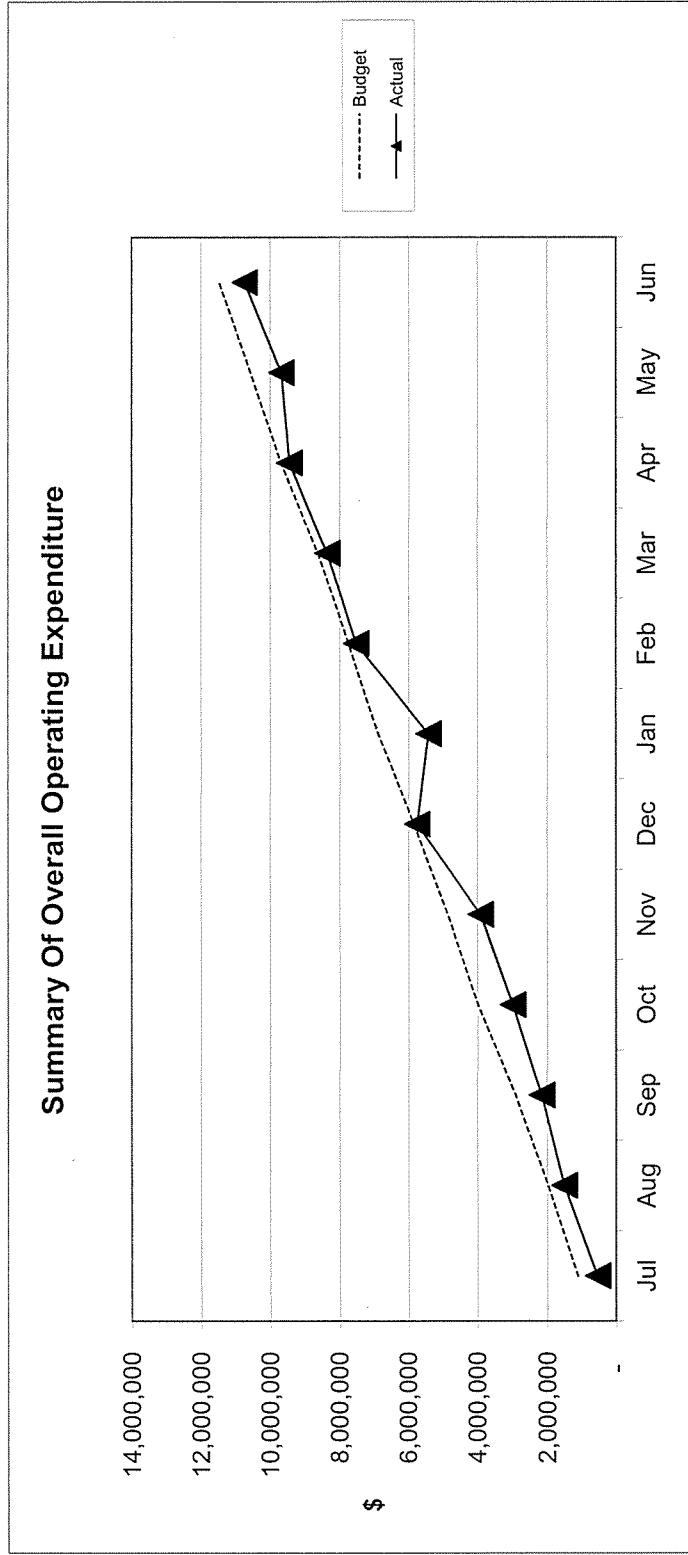
GRAPHICAL SUMMARY OF REVENUE, EXPENDITURE AND NET POSITION FOR 2013 - 2014 FOR THE PERIOD ENDED 1 JULY 2013 TO 30 JUNE 2014



TOWN OF COTTESLOE

GRAPHICAL SUMMARY OF REVENUE, EXPENDITURE AND NET POSITION FOR 2013 - 2014

FOR THE PERIOD ENDED 1 JULY 2013 TO 30 JUNE 2014



TOWN OF COTTESLOE

GRAPHICAL SUMMARY OF REVENUE, EXPENDITURE AND NET POSITION FOR 2013 - 2014

FOR THE PERIOD ENDED 1 JULY 2013 TO 30 JUNE 2014

