


TOWN OF COTTESLOE



FINANCIAL STATEMENTS

FOR THE PERIOD 1 JULY 2014 TO 31 DECEMBER 2014

PRESENTED TO THE WORKS AND CORPORATE SERVICES
COMMITTEE ON 17 FEBRUARY 2015

TOWN OF COTTESLOE

FINANCIAL STATEMENTS

FOR THE PERIOD 1 JULY 2014 TO 31 DECEMBER 2014

TABLE OF CONTENTS

Statement of Financial Activity	1
Operating Statement By Program	2
Operating Statement By Nature & Type	3
Balance Sheet	4 - 5
Surplus/(Deficit Position)	6
Variance Analysis	7 - 10
Other Information	
- List of Payments	11 - 18
- Reserves	19 - 21
- Investments	22
- Loans	23
- Sundry Debtors	24 - 25
- Rates Analysis	26
- Budget Amendments	27
- Capital Works Programme	28 - 31
- Graphs	32 - 37

TOWN OF COTTESLOE

STATEMENT OF FINANCIAL ACTIVITY

FOR THE PERIOD ENDED 1 JULY 2014 TO 31 DECEMBER 2014

	2014-2015 YTD Actual \$	2014-2015 YTD Budget \$	2014-2015 Budget \$	Variances YTD Actual to YTD Budget \$	Variances YTD Actual to YTD Budget %
Operating Revenue					
General Purpose Funding	311,152	291,776	636,350	19,376	7%
Governance	64,215	38,104	76,213	26,111	69%
Law, Order and Public Safety	23,423	15,530	18,980	7,893	51%
Health	79,562	75,310	80,310	4,252	6%
Education and Welfare	20,848	16,520	33,036	4,328	26%
Community Amenities	329,833	287,524	542,035	42,309	15%
Recreation and Culture	148,197	132,430	275,936	15,767	12%
Transport	316,557	386,122	831,237	(69,565)	(18%)
Economic Services	82,464	90,730	173,759	(8,266)	(9%)
Other Property and Services	1,764	7,900,300	7,900,600	(7,898,536)	(100%)
Total Operating Revenue	1,378,015	9,234,346	10,568,456	(7,856,331)	(85%)
Operating Expenditure					
General Purpose Funding	(120,186)	(131,002)	(252,997)	10,816	8%
Governance	(485,765)	(491,140)	(801,033)	5,375	1%
Law, Order and Public Safety	(139,263)	(152,486)	(296,826)	13,223	9%
Health	(101,077)	(121,978)	(243,946)	20,901	17%
Education and Welfare	(153,449)	(108,458)	(219,900)	(44,991)	(41%)
Community Amenities	(1,589,014)	(1,675,926)	(3,375,922)	86,912	5%
Recreation and Culture	(1,762,005)	(1,647,190)	(3,305,252)	(114,815)	(7%)
Transport	(1,586,935)	(1,506,978)	(3,027,531)	(79,957)	(5%)
Economic Services	(215,475)	(274,654)	(392,585)	59,179	22%
Other Property and Services	31,410	0	26,481	31,410	
Total Operating Expenditure	(6,121,759)	(6,109,812)	(11,889,511)	(11,947)	(0%)
Adjustments for Non Cash					
(Profit)/Loss on Asset Disposal	12,353	(7,900,000)	(7,900,000)	7,912,353	(100%)
Movement in Deferred Pensioners	2,309	0	0	2,309	
Movement in Employee Benefit Provisions	(41,253)	0	0	(41,253)	
Depreciation	1,214,056	1,023,268	2,046,524	190,788	19%
Total Adjustments for Non Cash	1,187,465	(6,876,732)	(5,853,476)	8,064,197	(117%)
Capital Expense and Revenue					
Additions - Furniture & Equipment	(9,000)	(18,326)	(36,654)	9,326	51%
Additions - Land & Buildings	(441,641)	(140,252)	(280,500)	(301,389)	(215%)
Additions - Plant & Equipment	(275,162)	(213,800)	(339,700)	(61,362)	(29%)
Additions - Roads	(130,971)	0	(300,600)	(130,971)	
Additions - Car Parks	(49,358)	0	0	(49,358)	
Additions - Footpaths	(59,344)	0	(225,250)	(59,344)	
Additions - Drainage	(43,319)	(10,070)	(20,150)	(33,249)	(330%)
Additions - Parks & Reserves	(34,576)	(23,182)	(46,350)	(11,394)	(49%)
Additions - Miscellaneous	(47,503)	0	(70,000)	(47,503)	
Additions - Street Furniture	(98,010)	(229,980)	(460,000)	131,970	57%
Additions - Right of Ways	0	0	(72,700)	0	
Additions - Irrigation	(6,054)	(17,864)	(30,800)	11,810	66%
Proceeds from Disposal of Assets	68,292	8,214,930	8,214,930	(8,146,638)	99%
Proceeds from New Loans	0	0	0	0	
Principal Repayments/Disbursements	(186,769)	(186,769)	(365,759)	0	0%
Self Supporting Principal Repayments	23,906	23,906	35,237	0	0%
Transfer from Reserves	0	5,000	5,000	(5,000)	
Transfer to Reserves	(14,742)	(8,335,320)	(8,360,648)	8,320,578	100%
Total Capital Expense and Revenue	(1,304,251)	(931,727)	(2,353,944)	(372,524)	(40%)
Opening Surplus / (Deficit)	1,192,903	764,096	764,096	428,807	56%
Closing Surplus / (Deficit)	5,216,573	4,844,578	0	371,995	8%
AMOUNT REQUIRED FROM RATES	(8,884,200)	(8,764,407)	(8,764,379)	(119,821)	(1%)

TOWN OF COTTESLOE

OPERATING STATEMENT BY PROGRAM

FOR THE PERIOD ENDED 1 JULY 2014 TO 31 DECEMBER 2014

	2014-2015 Actual \$	2014-2015 YTD Budget \$	2014-2015 Budget \$	Variances Budget to YTD Actual \$	Variances Budget to YTD Actual %
Revenue from Ordinary Activities					
General Purpose Funding	9,195,353	9,056,155	9,400,729	139,198	2%
Governance	64,200	38,104	76,213	26,096	68%
Law, Order and Public Safety	23,423	15,530	18,980	7,893	51%
Health	79,562	75,310	80,310	4,252	6%
Education and Welfare	20,848	16,520	33,036	4,328	26%
Community Amenities	329,833	287,524	542,035	42,309	15%
Recreation and Culture	142,945	132,430	275,936	10,515	8%
Transport	259,557	386,122	831,237	(126,565)	(33%)
Economic Services	82,464	90,730	173,759	(8,266)	(9%)
Other Property and Services	1,569	300	600	1,269	423%
Total Operating Revenue	10,199,754	10,098,725	11,432,835	101,029	1%
Expenses from Ordinary Activities					
General Purpose Funding	(120,186)	(131,002)	(252,997)	10,816	8%
Governance	(485,765)	(490,990)	(800,733)	5,225	1%
Law, Order and Public Safety	(139,263)	(152,486)	(296,826)	13,223	9%
Health	(101,077)	(121,978)	(243,946)	20,901	17%
Education and Welfare	(153,449)	(108,458)	(219,900)	(44,991)	(41%)
Community Amenities	(1,576,466)	(1,675,926)	(3,375,922)	99,460	6%
Recreation and Culture	(1,586,723)	(1,471,724)	(2,964,734)	(114,999)	(8%)
Transport	(1,586,935)	(1,506,978)	(3,027,531)	(79,957)	(5%)
Economic Services	(210,444)	(274,654)	(392,585)	64,210	23%
Other Property and Services	31,408	0	26,481	31,408	
Total Operating Expenditure	(5,928,900)	(5,934,196)	(11,548,693)	5,296	0%
Borrowing Costs					
Governance	0	(150)	(300)	150	100%
Recreation and Culture	(175,045)	(175,466)	(340,518)	421	0%
Total Borrowing Costs	(175,045)	(175,616)	(340,818)	571	0%
Grants/Contributions for Asset Development					
Transport	57,000	0	0	57,000	
Total Grants/Contributions for Asset Development	57,000	0	0	57,000	
Profit/ (Loss) on Asset Disposal					
Governance	15	0	0	15	
Community Amenities	(12,548)	0	0	(12,548)	
Recreation and Culture	5,015	0	0	5,015	
Economic Services	(5,030)				
Other Property and Services	196	7,900,000	7,900,000	(7,899,804)	(100%)
Total Profit/ (Loss) on Asset Disposal	(12,352)	7,900,000	7,900,000	(7,907,322)	
NET PROFIT OR LOSS	4,140,457	11,888,913	7,443,324	(7,743,426)	(65%)

TOWN OF COTTESLOE

OPERATING STATEMENT BY NATURE & TYPE

FOR THE PERIOD ENDED 1 JULY 2014 TO 31 DECEMBER 2014

	2014-2015 YTD Actual \$	2014-2015 YTD Budget \$	2014-2015 Budget \$	Variances Budget to Actual YTD \$	Variances Budget to Actual YTD %
Operating Revenue					
Rates	8,884,200	8,764,379	8,764,379	119,821	1%
Grants - Operating	159,402	83,902	163,800	75,500	90%
Fees & Charges	875,957	955,568	1,815,283	(79,611)	(8%)
Interest Earned	143,558	197,552	463,900	(53,994)	(27%)
Other Revenue	136,635	97,324	225,473	39,311	40%
Total Operating Revenue	10,199,752	10,098,725	11,432,835	101,027	1%
Operating Expenditure					
Employee Costs	(1,861,515)	(1,873,756)	(3,727,930)	12,241	1%
Contractors and Materials	(2,095,812)	(2,110,302)	(4,311,454)	14,490	1%
Depreciation	(1,214,056)	(1,023,268)	(2,046,524)	(190,788)	(19%)
Insurance	(183,304)	(192,906)	(192,905)	9,602	5%
Interest Expense	(175,045)	(175,616)	(340,818)	571	0%
Utility Costs	(131,760)	(250,290)	(318,486)	118,530	47%
Other Expenses	(442,450)	(483,702)	(951,394)	41,252	9%
Total Operating Expenditure	(6,103,942)	(6,109,840)	(11,889,511)	5,898	0%
Grants/Contributions - Non Operating	57,000	0	0	57,000	
Profit on Asset Disposals	5,463	7,900,000	7,900,000	(7,894,537)	100%
Loss on Asset Disposals	(17,816)	0	0	(17,816)	
NET PROFIT OR LOSS	4,140,457	11,888,885	7,443,324	(7,748,428)	(65%)

TOWN OF COTTESLOE

STATEMENT OF FINANCIAL POSITION

FOR THE PERIOD 1 JULY 2014 TO 31 DECEMBER 2014

		2014-2015 YTD Actual	2013-2014 YTD Actual	2013-2014 Actual
CURRENT ASSETS				
Receivables				
	Rates	2,394,028	1,918,052	65,905
	Sundry Debtors	132,490	67,905	166,682
	Accrued Income	77,553	82,789	7,057
	Self Supporting Loans	11,331	21,888	35,237
	Other	0	(40)	0
Prepayments	Prepaid Expenses	0	0	31,214
Inventories				
	Inventories	41,624	46,125	41,624
Cash Assets				
	Municipal Account	79,555	279,568	115,740
	Till Floats	700	700	700
	Investment Account	159,967	154,662	355,468
	Term Investments	3,657,344	4,205,834	1,245,168
	Restricted - Reserves	1,197,687	887,480	1,182,945
	Restricted - Trust	651,754	572,683	651,814
		<hr/>	<hr/>	<hr/>
TOTAL CURRENT ASSETS		8,404,033	8,237,646	3,899,554
CURRENT LIABILITIES				
Payables		755,375	877,700	120,377
Payable Trust		713,976	609,977	672,250
Accrued Expenses		512,742	722,003	695,840
Interest Bearing Liabilities		178,990	171,178	365,759
Provisions		682,033	478,852	683,621
		<hr/>	<hr/>	<hr/>
TOTAL CURRENT LIABILITIES		2,843,116	2,859,710	2,537,847
NON CURRENT ASSETS				
Receivables				
	Deferred Rates & ESL	192,690	202,338	194,999
	Self Supporting Loans	256,620	337,611	256,620
Property Plant and Equipment				
	Furniture and Equipment	456,531	358,630	521,648
	Land and Buildings	45,588,520	12,033,858	45,535,947
	Plant and Equipment	751,888	623,919	672,185
	Equity Investments	1,034,684	1,213,798	1,034,684
Infrastructure				
	Roads	6,309,427	7,001,956	6,550,270
	Car Parks	792,191	11,237	759,019
	Footpaths	2,080,803	1,761,518	2,125,678
	Drainage	3,530,214	3,496,033	3,541,032
	Parks and Reserves	174,727	163,988	160,334
	Miscellaneous	834,318	684,160	820,600
	Street Furniture	397,664	221,305	319,535
	Right of Ways	258,541	201,044	263,748
	Irrigation	278,523	319,990	283,114
		<hr/>	<hr/>	<hr/>
TOTAL NON CURRENT ASSETS		62,937,341	28,631,385	63,039,413
NON CURRENT LIABILITIES				
Interest Bearing Liabilities		5,147,371	5,870,772	5,147,371
Provisions		26,842	66,507	70,161
		<hr/>	<hr/>	<hr/>
TOTAL NON CURRENT LIABILITIES		5,174,213	5,937,279	5,217,532
NET ASSETS		<hr/> 63,324,045	<hr/> 28,072,042	<hr/> 59,183,588

TOWN OF COTTESLOE

STATEMENT OF FINANCIAL POSITION

FOR THE PERIOD 1 JULY 2014 TO 31 DECEMBER 2014

	2014-2015 YTD Actual	2013-2014 YTD Actual	2013-2014 Actual
EQUITY			
Reserves - Cash Backed	1,197,686	887,482	1,182,945
Reserves - Asset Revaluation	29,047,860	98,818	29,047,860
Retained Surplus	33,078,499	27,081,432	28,952,783
TOTAL EQUITY	<u>63,324,045</u>	<u>28,067,732</u>	<u>59,183,588</u>
RESERVES - CASH BACKED			
Opening Balance	1,182,945	1,011,812	1,370,269
Transfer to Reserves	14,741	16,802	73,315
Transfer from Reserves	0	(141,132)	(260,639)
TOTAL RESERVES - CASH BACKED	1,197,686	887,482	1,182,945
RESERVES - ASSET REVALUATION			
Opening Balance	29,047,860	98,818	29,047,860
TOTAL RESERVES - ASSET REVALUATION	29,047,860	98,818	29,047,860
RETAINED SURPLUS			
Opening Balance	28,952,783	22,979,287	28,229,763
Change in Net Assets from Operations	4,140,457	3,977,815	535,696
Transfer from Reserve	0	141,132	260,639
Transfer to Reserve	(14,741)	(16,802)	(73,315)
TOTAL RETAINED SURPLUS	33,078,499	27,081,432	28,952,783
TOTAL EQUITY	<u>63,324,045</u>	<u>28,067,732</u>	<u>59,183,588</u>

TOWN OF COTTESLOE

SURPLUS/(DEFICIT) ANALYSIS

FOR THE PERIOD 1 JULY 2014 TO 31 DECEMBER 2014

	YTD Actual \$	2014 \$
Surplus/(Deficit)	<u>5,216,573</u>	<u>1,192,903</u>
<u>Comprises:</u>		
Cash - Unrestricted	3,835,344	1,641,641
Cash - Restricted	1,197,687	1,237,945
Rates - Current	2,394,028	69,230
Sundry Debtors	132,490	166,690
Accrued Income	77,553	7,057
Prepayments	0	31,214
GST Receivable	0	50,745
Loans - Clubs	11,331	35,237
Other Tax Debtors	0	512
Inventories		
- History Books	41,624	41,624
- Land Held for Resale	0	156,175
Less:		
Sundry Creditors	(755,375)	(103,312)
Accrued Expenses	(401,633)	(482,681)
Accrued Interest on Debentures	(97,073)	(97,489)
Accrued Salaries and Wages	(14,036)	(118,994)
Other Tax Liabilities	0	(68,334)
Current Employee Benefits Provision	(682,033)	(683,621)
Loans	(178,990)	(365,759)
Other	3,651	0
Net Current Assets	<u>5,564,568</u>	<u>1,517,880</u>
Less:		
Reserves - Restricted Cash	(1,197,687)	(1,182,945)
Land Held for Resale	0	(156,175)
Loans - Clubs	(11,331)	(35,237)
Add:		
Loans	178,990	365,759
Current Employee Benefits Provision	682,033	683,621
Surplus/(Deficit)	<u>5,216,573</u>	<u>1,192,903</u>

TOWN OF COTTESLOE

STATEMENT OF FINANCIAL ACTIVITY - VARIANCE ANALYSIS
FOR THE PERIOD ENDED 1 JULY 2014 TO 31 DECEMBER 2014

Note 2. VARIANCES (Report on material variances from the Statement of Financial Activity)
(Material variances are deemed to be greater than 15% or \$25,000)

OPERATING REVENUE

<u>Program/Nature & Type</u>	<u>YTD Actual</u> \$	<u>YTD Budget</u> \$	<u>Variance</u> \$	<u>Variance</u> %	<u>Impact of Variation</u>	<u>Main Factors</u> \$	<u>Manager</u>	<u>Officer</u>	<u>Main Factors Influencing Variance</u>
Governance	64,215	38,104	26,111	69%	Timing	24,618	FM	FM	Timing of reimbursements
Law, Order & Public Safety	23,423	15,530	7,893	51%	Extra revenue	6,591	FM	FM	Increased revenue from registration fees
Education & Welfare	20,848	16,520	5,116	31%	Timing	(5,472)	FM	FM	Timing of reimbursements
Community Amenities	329,833	287,524	42,309	15%	Timing Timing/Possibly Extra Revenue	16,138	FM	FM	Timing of contributions
Transport	316,557	386,122	(69,565)	(18%)	Possible reduced revenue Carry forward from prior period	(127,018)	MCCS	SR	Reduced revenue from parking
Other Property & Services	1,764	7,900,300	(7,898,536)	(100%)	Timing	57,000	MES	MES	Grant funding from 2013/2014
						(7,900,000)	FM	FM	Delays in disposing of property

TOWN OF COTTESLOE

STATEMENT OF FINANCIAL ACTIVITY - VARIANCE ANALYSIS
FOR THE PERIOD ENDED 1 JULY 2014 TO 31 DECEMBER 2014

Note 2. VARIANCES (Report on material variances from the Statement of Financial Activity)

OPERATING EXPENDITURE

<u>Program/Nature & Type</u>	<u>YTD Actual</u> \$	<u>YTD Budget</u> \$	<u>Variance</u> \$	<u>Variance</u> %	<u>Impact of Variation</u>	<u>Main Factors</u> \$	<u>Manager</u>	<u>Officer</u>	<u>Main Factors Influencing Variance</u>
Health	(101,077)	(121,978)	20,901	17%	Timing	5,805	MDS	PEHO	Reduced employee costs
Education & Welfare	(153,449)	(108,458)	(44,991)	(41%)	Cash Depreciation - Non	(46,013)	FM	FM	Increased depreciation costs
Community Amenities	(1,589,014)	(1,675,926)	86,912	5%	reduced expenditure Timing/Possible	82,050	MDS	PEHO	Timing, possible saving of waste contractors
Recreation & Culture	(1,762,005)	(1,647,190)	(114,815)	(7%)	Cash Depreciation - Non	(134,684)	FM	FM	Increased depreciation costs
Transport	(1,586,935)	(1,506,978)	(79,957)	(5%)	Increased expenditure Timing	(40,000)	FM	FM	Increased overhead allocations due to staff changeover and payment of accrued entitlements Timing of expenditure on road and street tree maintenance
Economic Services	(215,475)	(274,654)	59,179	22%	Timing Increased expenditure	(9,909)	MES	MES	Increased car park maintenance costs Timing of contractor expenses
Other Property & Services	31,410	28	31,382	(112.079%)	Timing	31,382	FM	FM	Timing of allocations

TOWN OF COTTESLOE

STATEMENT OF FINANCIAL ACTIVITY - VARIANCE ANALYSIS
FOR THE PERIOD ENDED 1 JULY 2014 TO 31 DECEMBER 2014

Note 2. VARIANCES (Report on material variances from the Statement of Financial Activity)

NON CASH TRANSACTIONS

Program/Nature & Type	YTD Actual \$	YTD Budget \$	Variance \$	Variance %	Impact of Variation	Main Factors \$	Manager	Officer	Main Factors Influencing Variance
(Profit)/Loss on Asset Disposal	12,353	(7,900,000)	7,912,353	(100%)	Timing	(7,900,000)	FM	FM	Delays in disposing of property
Depreciation	1,214,056	1,023,268	190,788	19%	Depreciation - Non Cash	190,788	FM	FM	Increased depreciation charges due to revaluation of buildings

CAPITAL EXPENDITURE AND INCOME

	YTD Actual \$	YTD Budget \$	Variance \$	Variance %	Impact of Variation	Main Factors \$	Manager	Officer	Main Factors Influencing Variance
- Furniture & Equipment	(9,000)	(18,326)	9,326	51%	Timing	9,326	FM	FM	Timing of expenditure
- Land & Buildings	(441,641)	(140,252)	(301,389)	(215%)	Additional expenditure part funded by third party	(99,595)	MCCS	FM	Remedial works to Sea View Golf Club Building
- Plant & Equipment	(275,162)	(213,800)	(61,362)	(29%)	Timing	(61,362)	FM	MES	Site development costs at the former Depot site
- Infrastructure Roads	(130,971)	-	(130,971)		Timing	(130,971)	FM	FM	Timing of expenditure
- Infrastructure Car Parks	(49,358)	-	(49,358)		Extra expenditure to be part funded by third party	(49,358)	FM	FM	Car park construction works at Sea View Golf Club
- Infrastructure Footpaths	(59,344)	-	(59,344)		Timing	(59,344)	FM	FM	Timing of expenditure
- Infrastructure Drainage	(43,319)	(10,070)	(33,249)	(330%)	Additional expenditure	(33,249)	MES	WS	Additional expenditure

TOWN OF COTTESLOE

STATEMENT OF FINANCIAL ACTIVITY - VARIANCE ANALYSIS
FOR THE PERIOD ENDED 1 JULY 2014 TO 31 DECEMBER 2014

Note 2. VARIANCES (Report on material variances from the Statement of Financial Activity)

CAPITAL EXPENDITURE AND INCOME (Continued)

	<u>YTD Actual</u>	<u>YTD Budget</u>	<u>Variance</u>	<u>Variance</u>	<u>Impact of Variation</u>	<u>Main Factors</u>	<u>Manager</u>	<u>Officer</u>	<u>Main Factors Influencing Variance</u>
	\$	\$	\$	%	\$	\$			
- Infrastructure Miscellaneous	(47,053)	-	(47,053)		Extra expenditure	(47,053)	MES	MES	Extra expenditure to move the storage bays from the former Depot site to sea view golf course
- Infrastructure Street Furniture	(98,010)	(229,980)	131,970	57%	Timing	131,970	FM	FM	Timing of expenditure
- Infrastructure Irrigation	(6,054)	(17,864)	11,810	66%	Timing	11,810	FM	FM	Timing of expenditure

CAPITAL, NON CASH & RESERVE TRANSFERS (Cont'd)

	<u>YTD Actual</u>	<u>YTD Budget</u>	<u>Variance</u>	<u>Variance</u>	<u>Explanation</u>	<u>Main Factors</u>	<u>Manager</u>	<u>Officer</u>	<u>Main Factors Influencing Variance</u>
	\$	\$	\$	%		\$			
- Proceeds from Disposal of Assets	68,292	8,214,930	(8,146,638)	99%	Timing	(8,146,638)	MES	FM	Timing of disposals
<u>RESERVE TRANSFERS</u>									
- Transfer to Reserves	(14,742)	(8,335,320)	8,320,578	100%	Reduced transfer to reserves	8,320,578	MES	FM	Reduction in transfer to reserves due to the delays in sale of property

TOWN OF COTTESLOE

LIST OF ACCOUNTS PAID DURING DECEMBER 2014 AND PRESENTED TO A MEETING OF THE WORKS & CORPORATE SERVICES COMMITTEE HELD ON 17 FEBRUARY 2015

CERTIFICATE OF CHIEF EXECUTIVE OFFICER



<u>Date</u>	<u>Payment Reference</u>	<u>Payee</u>	<u>Description</u>	<u>Amount</u>
1/12/2014	00025120	Imprint Plastic	Desk sign	\$ 26.40
1/12/2014	00025121	North Cottesloe Primary School	Annual donation - Book Award 2014/2015	\$ 60.00
1/12/2014	00025122	Synergy	Supply various locations 16 Sep - 14 Nov 14	\$ 574.55
1/12/2014	00025123	Telstra Corporation Limited	Service and equipment 13 Nov - 13 Dec 14	\$ 1,398.57
10/12/2014	00025124	AMP Life - SuperLeader	Superannuation	\$ 41.94
10/12/2014	00025125	Colonial First State Rollover	Superannuation	\$ 218.62
10/12/2014	00025126	ING DIRECT Superannuation Fund	Superannuation	\$ 86.58
10/12/2014	00025127	WA Super	Superannuation	\$ 16,606.09
10/12/2014	00025128	Landgate	Land enquiry - Oct 14	\$ 125.72
10/12/2014	00025129	Landgate - VGO	Fortnightly valuations 11-24 Oct & 25 Oct - 7 Nov 14	\$ 504.95
10/12/2014	00025130	Smart Parking Ltd	Data management and maintenance - Oct and Nov 14	\$ 5,454.00
10/12/2014	00025131	Synergy	Supply charge to various locations - 13 Sep - 13 Nov 14	\$ 16,708.10
10/12/2014	00025132	Telstra Corporation Limited	Mobile and iPad charges 28 Nov - 27 Dec 14	\$ 1,331.50
10/12/2014	00025133	Sidi Construction	Bond refund	\$ 1,000.00
10/12/2014	00025134	S E Harrison	Bond refund	\$ 1,000.00
10/12/2014	00025135	Venetian Nominees Pty Ltd	Bond refund	\$ 1,000.00
10/12/2014	00025136	Venetian Nominees Pty Ltd	Bond refund	\$ 1,000.00
10/12/2014	00025137	V L Shannon	Bond refund	\$ 1,000.00
10/12/2014	00025138	T O'Neill	Bond refund	\$ 1,000.00

<u>Date</u>	<u>Payment Reference</u>	<u>Payee</u>	<u>Description</u>	<u>Amount</u>
10/12/2014	00025139	A M Stevens	Bond refund	\$ 1,000.00
10/12/2014	00025140	A Humprey	Bond refund	\$ 200.00
10/12/2014	00025141	G Basso	Bond refund	\$ 200.00
10/12/2014	00025142	A M Stevens	ROW bond refund	\$ 2,000.00
10/12/2014	00025143	G Basso	Refund of hire fee	\$ 150.00
10/12/2014	00025144	J Sykes	Bond refund	\$ 400.00
10/12/2014	00025145	A S Humprey	Refund of cancelled hall hire booking	\$ 150.00
10/12/2014	00025146	Fines Enforcement Registry	Processing fees for unpaid infringements	\$ 1,770.80
18/12/2014	00025147	D Roberts	Partial refund for cancelled building application	\$ 10,822.50
18/12/2014	00025148	MB & E Finn	Bond refund	\$ 1,000.00
18/12/2014	00025149	R D Stewart	Refund of fees for cancelled building application	\$ 275.00
18/12/2014	00025150	Hocking Heritage Studio	Refund of Building Fee	\$ 47.44
18/12/2014	00025151	H Stenning	Bond refund	\$ 200.00
18/12/2014	00025152	C M McMurtrie	Bond refund	\$ 1,000.00
18/12/2014	00025153	F Pinardi	Bond refund	\$ 1,000.00
18/12/2014	00025154	N Pierce	Refund of fees	\$ 475.00
19/12/2014	00025155	P Angers	***** CANCELLED *****	\$ -
19/12/2014	00025156	The Bush Stop	Flower arrangement	\$ 80.00
22/12/2014	00025157	Colonial First State Rollover	Superannuation	\$ 218.62
22/12/2014	00025158	GESB	Superannuation	\$ 254.23
22/12/2014	00025159	HESTA Super Fund	Superannuation	\$ 85.14
22/12/2014	00025160	ING DIRECT Superannuation Fund	Superannuation	\$ 217.80
22/12/2014	00025161	Suncorp Portfolio Services Ltd	Superannuation	\$ 88.98
22/12/2014	00025162	WA Super	Superannuation	\$ 16,441.77
22/12/2014	00025163	BCITF	BCITF November 2014	\$ 3,355.48
22/12/2014	00025164	Building Commission	BSL November 14	\$ 3,565.37
22/12/2014	00025165	City of Subiaco	WESROC recoup - study cost by Worley Parson	\$ 353.86
22/12/2014	00025166	P R Jeanes	Elected member expense claim 1 Jul - 31 Dec 14	\$ 11,989.50
22/12/2014	00025167	Landgate - VGO	Fortnightly valuations 9-21 Nov 14	\$ 119.90
22/12/2014	00025168	Napoleon Street Newsagency	Mixed lolly bags for Carols by Candlelight	\$ 825.00
22/12/2014	00025169	N Ozich	Development application withdrawn	\$ 160.00
22/12/2014	00025170	P Andel	Crossover subsidy reimbursement	\$ 200.00
22/12/2014	00025171	M A Jones	Overpayment refund	\$ 1,526.27
24/12/2014	00025172	Town of Cottesloe	Reimbursement of petty cash	\$ 357.60
31/12/2014	00025173	Shirley Primeau	Overpayment refund	\$ 7,195.11

<u>Date</u>	<u>Payment Reference</u>	<u>Payee</u>	<u>Description</u>	<u>Amount</u>
31/12/2014	00025174	S Watkins	Bond refund	\$ 200.00
31/12/2014	00025175	M S Tucak	Bond refund	\$ 1,000.00
31/12/2014	00025176	Cottesloe Beach Hotel	Bond refund	\$ 1,000.00
31/12/2014	00025177	Gannon Conroy ABC Television	Bond refund	\$ 200.00
31/12/2014	00025178	WA Volleyball Association Inc	Bond refund	\$ 1,000.00
1/12/2014	821.98000	Australian Taxation Office	Business activity statement	\$ 2,431.04
2/12/2014	822.1020	By Word of Mouth Pty Ltd	Catering services	\$ 401.50
2/12/2014	822.103	Benara Nurseries	100 Scaevola Aussie Salute	\$ 555.50
2/12/2014	822.1042	Recall Information Management Pty Ltd	Secure shredding - 25 Oct - 21 Nov 14	\$ 77.48
2/12/2014	822.111	Murphy's Electrical Company	Electrical work various locations	\$ 644.05
2/12/2014	822.1133	Lock, Stock & Farrell Locksmith Pty	6 keys and 6 padlocks	\$ 488.70
2/12/2014	822.122	Jackson McDonald Lawyers	Legal advice	\$ 7,428.34
2/12/2014	822.132	Landfill Gas & Power Pty Ltd	Black power supply Civic Centre 1 Oct - 1 Nov 14	\$ 2,698.03
2/12/2014	822.1334	Down Under Stump Grinding Pty Ltd	Grind stumps various sites	\$ 286.00
2/12/2014	822.1473	Eco Resources Pty Ltd	Receive waste/rubble - Nov 14	\$ 660.00
2/12/2014	822.1522	Prospero Civil & Cadd Designs	Engineering services	\$ 2,673.00
2/12/2014	822.1582	Snap Claremont	Plan printing	\$ 46.00
2/12/2014	822.1583	Information Proficiency	IM & ICT Support Program 2-15 Nov 14	\$ 495.00
2/12/2014	822.16	Presswise Publications	Civic Centre News - Post Newspaper 15 Nov 14	\$ 1,155.00
2/12/2014	822.1618	Power Industrial Supplies	Retractable hose reel for water truck	\$ 1,732.50
2/12/2014	822.1645	Swissclinical Australia Pty Ltd	Drycleaning - Nov 14	\$ 375.80
2/12/2014	822.1683	Beacon Equipment	Telescopic pruner	\$ 1,144.00
2/12/2014	822.1694	B & B Waste Contractors Pty Ltd	Bulk waste collection and brochure distribution - Nov 14	\$ 28,380.00
2/12/2014	822.1830	Access Building Maintenance	Restoration services	\$ 1,875.00
2/12/2014	822.1837	NEPTUNE - Subsea Stabilisation Service	Cottesloe beach pylon rectification	\$ 6,127.00
2/12/2014	822.1847	Liquorbarons Dalkeith	Beverages and glassware - Fred Bell VC Lecture	\$ 325.45
2/12/2014	822.1848	Venturecorp Pty Ltd	TRIMBLE GPS hire for three days	\$ 1,320.00
2/12/2014	822.185	Miracle Recreation Equipment	Supply/install harbour peak shelter	\$ 6,875.00
2/12/2014	822.205	Cottesloe News Delivery	Daily newspapers delivered to Civic Centre 26 Oct - 22 Nov 14	\$ 58.80
2/12/2014	822.29	Fuji Xerox Australia Pty Ltd	Printing consumption - Oct 14	\$ 776.24
2/12/2014	822.35	Cottesloe IGA	Supplies for staff meeting	\$ 75.02
2/12/2014	822.37	Staples Australia Pty Ltd	Stationery order	\$ 528.46
2/12/2014	822.38	Veolia Environmental Services	Replacement hook bin - old depot	\$ 856.65
2/12/2014	822.6	Western Suburbs Building & Landscape	Plasterer sand and road base	\$ 813.00
2/12/2014	822.7	Western Chainwire	Rewire cricket practice nets and replace handrails Lesser Hall	\$ 11,110.00

<u>Date</u>	<u>Payment Reference</u>	<u>Payee</u>	<u>Description</u>	<u>Amount</u>
2/12/2014	822.79	Perth Irrigation Centre	Irrigation hardware supplies	\$ 9.00
2/12/2014	822.84	West Australian Local Government Association	Marketforce advertising - Oct 14	\$ 1,503.12
2/12/2014	822.89	Major Motors Pty Ltd	Service truck	\$ 189.20
2/12/2014	822.94	Insight CCS Pty Ltd	After hours answering service - Oct 14	\$ 582.71
2/12/2014	822.955	Minuteman Press	4000 flyers - Carols by Candlelight	\$ 698.61
4/12/2014	823.1098	National Australia Bank Business Visa	Best Bar - Reinforced bar \$192.80	\$ 2,473.20
			Chas Greenwell Smash Repairs - Triton 1DWA165 \$1971.40	
			Chas Greenwell Smash Repairs - Triton 1DWA165 insurance excess \$300.00	
			NAB - monthly credit card fee \$9.00	
9/12/2014	824.1774	Express Salary Packaging Pty Ltd	Payroll Deduction	\$ 866.35
9/12/2014	824.3	Department of Human Services	Payroll Deduction	\$ 214.80
9/12/2014	824.5	LGRCEU	Payroll Deduction	\$ 155.20
9/12/2014	825.1020	By Word of Mouth Pty Ltd	Catering services	\$ 941.60
9/12/2014	825.105	Active Transport & Tilt Tray Service	Towed vehicle	\$ 121.00
9/12/2014	825.111	Murphy's Electrical Company	Electrical work at Napoleon St	\$ 6,595.05
9/12/2014	825.1200	Adams Coachlines	Vehicle hire	\$ 315.00
9/12/2014	825.122	Jackson McDonald Lawyers	Legal Services	\$ 11,825.12
9/12/2014	825.126	Holcim (Australia) Pty Ltd	Soak well cover with galvanised grate - Eric St	\$ 675.40
9/12/2014	825.128	Total Packaging (WA) Pty Ltd	48 doggy waste disposal units	\$ 3,020.16
9/12/2014	825.1361	Department of Transport	Vehicle ownership search - Oct 14	\$ 730.00
9/12/2014	825.1554	Cottesloe Flowers	Flower arrangement	\$ 100.00
9/12/2014	825.1653	Chamberlain Dean Pty Ltd	Temporary depot staff w/e 31 Oct, 7, 14, 21 & 28 Nov 14	\$ 7,970.20
9/12/2014	825.172	Martins Trailer Parts Pty Ltd	Hardware supplies	\$ 2.67
9/12/2014	825.1769	Optum Health & Technology	Employee Assistance Program annual fee from 1 Dec 14 - 30 Nov 15	\$ 2,970.00
9/12/2014	825.1777	Griffin Valuation Advisory	Valuation services	\$ 4,180.00
9/12/2014	825.1794	Express Salary Packaging Pty Ltd	GST on lease vehicle	\$ 54.08
9/12/2014	825.1830	Access Building Maintenance	Restoration services	\$ 1,500.00
9/12/2014	825.1852	M Clifford	Two aerial photographs	\$ 180.00
9/12/2014	825.19	McLeods Barristers & Solicitors	Legal advice and parking prosecutions	\$ 9,423.45
9/12/2014	825.20	Hillmack Sales (Australia) Pty Ltd	Concrete - Civic Centre	\$ 360.00
9/12/2014	825.38	Veolia Environmental Services	Monthly site charge for depot hook bin	\$ 82.50
9/12/2014	825.541	Signs Plus	Name badges	\$ 44.00
9/12/2014	825.55	Shire of Peppermint Grove	Contribution - Halloween hotspot project	\$ 550.00
9/12/2014	825.62	Bunnings Group Ltd	Hardware supplies	\$ 370.00
9/12/2014	825.651	E & MJ Rosher Pty Ltd	Parts for ride on mowers	\$ 1,464.90

<u>Date</u>	<u>Payment Reference</u>	<u>Payee</u>	<u>Description</u>	<u>Amount</u>
9/12/2014	825.82	Civica Pty Ltd	Upgrade Authority to V6.9	\$ 4,950.00
9/12/2014	825.84	West Australian Local Government Association	ROMAN II training 27 Nov 14	\$ 440.00
9/12/2014	825.85	Western Metropolitan Regional Council	Transfer station waste disposal	\$ 76,883.85
9/12/2014	825.86	Statewide Line Marking	Line markings at various sites in Cottesloe	\$ 5,420.58
9/12/2014	825.89	Major Motors Pty Ltd	Service 2T truck	\$ 183.15
18/12/2014	826.100	Jaymar Pumps	Repairs to an irrigation bore	\$ 374.00
18/12/2014	826.1020	By Word of Mouth Pty Ltd	Catering services	\$ 451.00
18/12/2014	826.103	Benara Nurseries	Plants	\$ 2,219.80
18/12/2014	826.105	Active Transport & Tilt Tray Service	Towed abandoned vehicle	\$ 121.00
18/12/2014	826.114	Creation Landscape Supplies	Landscape mix and limestone base	\$ 1,429.47
18/12/2014	826.121	Chubb Fire & Security Pty Ltd	Annual service of fire extinguishers and equipment	\$ 396.66
18/12/2014	826.1237	Dale's Dairy Dash	Weekly milk supplies w/e 11, 18 & 25 Oct and 1, 8 Nov 14	\$ 183.30
18/12/2014	826.1245	Nu-Trac Rural Contracting	Beach cleaning - Nov 14	\$ 10,684.00
18/12/2014	826.1300	Retech Rubber	Repairs to softfall at Napier St playground	\$ 2,970.00
18/12/2014	826.132	Landfill Gas & Power Pty Ltd	Black power supply Civic Centre 1 Nov - 1 Dec 14	\$ 2,552.90
18/12/2014	826.1377	Harvey Norman AV/IT Superstore O'Connor	Mobile devices	\$ 888.00
18/12/2014	826.139	Australia Post	Daily mail delivered and collected - Nov 14	\$ 1,002.90
18/12/2014	826.141	BOC Limited	Annual container service charge 1 Dec 14	\$ 207.90
18/12/2014	826.1473	Eco Resources Pty Ltd	Removal of waste/rubble from depot - Dec 14	\$ 990.00
18/12/2014	826.1486	Leighton Panel & Paint Bicton	Insurance excess	\$ 300.00
18/12/2014	826.1507	Forpark Australia	Supply/install quad rocker and repair rubber - Civic Centre	\$ 8,074.00
18/12/2014	826.1512	Allfilters Pty Ltd	Service water chiller at Stack St depot	\$ 173.80
18/12/2014	826.1522	Prospero Civil & Cadd Designs	Engineering services	\$ 7,227.00
18/12/2014	826.1582	Snap Claremont	Plan printing	\$ 31.50
18/12/2014	826.1618	Power Industrial Supplies	Hardware supplies	\$ 446.82
18/12/2014	826.1626	Young's Plumbing Service Pty Ltd	Plumbing work at Shine Community Centre	\$ 199.65
18/12/2014	826.1653	Chamberlain Dean Pty Ltd T/A Prime	Temporary depot staff w/e 5 and 12 Dec 14	\$ 3,265.42
18/12/2014	826.1711	McGees Property	Valuation services	\$ 6,600.00
18/12/2014	826.1712	Direct Commercial Supplies	30 Jumbo rolls for Indiana's public toilets	\$ 1,122.00
18/12/2014	826.1716	H I Burke	Elected member expense claim from 1 Jul - 31 Dec 14	\$ 8,550.00
18/12/2014	826.1794	Express Salary Packaging Pty Ltd	GST on lease vehicle	\$ 54.08
18/12/2014	826.1850	A & M D'Angelo Cartage Contractors	Excavation, cartage and disposal of soil - former depot site	\$ 224,664.00
18/12/2014	826.1855	Pennant House	1800x900 Australian Flag	\$ 93.50
18/12/2014	826.188	Bob Jane T-Mart	Supply and fit tyres to 3T truck	\$ 1,112.00
18/12/2014	826.19	McLeods Barristers & Solicitors	Parking prosecution	\$ 2,146.75

<u>Date</u>	<u>Payment Reference</u>	<u>Payee</u>	<u>Description</u>	<u>Amount</u>
18/12/2014	826.20	Hillmack Sales (Australia) Pty Ltd	Footpath mix - Napier St repairs & concrete Curtin/Warton	\$ 753.50
18/12/2014	826.25	P & A Hughes & Sons	Removal of waste/rubble from Seaview site	\$ 891.00
18/12/2014	826.33	Cottesloe Medical Centre	Pre-employment medical	\$ 315.00
18/12/2014	826.35	Cottesloe IGA	Supplies for farewell morning tea	\$ 60.76
18/12/2014	826.37	Staples Australia Pty Ltd	Stationery order	\$ 263.16
18/12/2014	826.510	Complete Pest Management Services	Remove bee hive from tree - Hawkstone St	\$ 195.00
18/12/2014	826.544	B M Pember	Consulting services	\$ 1,287.00
18/12/2014	826.545	Department of Fire & Emergency Service	2014/2015 Emergency services levies contribution	\$ 394,554.55
18/12/2014	826.62	Bunnings Group Ltd	Hardware supplies	\$ 147.10
18/12/2014	826.661	T-Quip	Service plant	\$ 261.80
18/12/2014	826.70	Digital Mapping Solutions	GIS consulting services - Configure IntraMaps 8	\$ 3,432.00
18/12/2014	826.733	J M Dawkins	Elected member expense claim from 1 Jul - 31 Dec 14	\$ 26,550.00
18/12/2014	826.75	Safety Zone Australia Pty Ltd	Safety sunglasses	\$ 274.73
18/12/2014	826.84	West Australian Local Government Association	Marketforce advertising - Nov 14	\$ 1,353.76
18/12/2014	826.85	Western Metropolitan Regional Council	Transfer station waste disposal	\$ 12,695.76
18/12/2014	826.88	Managed IT Pty Ltd	IT services	\$ 9,523.56
18/12/2014	826.89	Major Motors Pty Ltd	Service 3T truck	\$ 703.08
18/12/2014	826.91	Claremont Asphalt	Drainage upgrade - Albion St	\$ 13,530.00
18/12/2014	826.988	Securex Pty Ltd	Monitoring fees from 1 Jan - 31 Mar 2015	\$ 171.60
18/12/2014	826.998	Road Signs Australia Pty Ltd	30xL Clamp signs and 6 signs	\$ 389.40
18/12/2014	827.1774	Express Salary Packaging Pty Ltd	Payroll Deduction	\$ 866.35
18/12/2014	827.3	Department of Human Services	Payroll Deduction	\$ 214.80
18/12/2014	827.5	LGRCEU	Payroll Deduction	\$ 155.20
18/12/2014	828.1721	Business Fuel Cards Pty Ltd	Fuel for fleet vehicles - Nov 14	\$ 7,731.63
23/12/2014	829.1020	By Word of Mouth Pty Ltd	Catering services	\$ 2,462.90
23/12/2014	829.1102	Betta Turf	Roll on turf	\$ 350.00
23/12/2014	829.111	Murphy's Electrical Company	Electrical work	\$ 407.55
23/12/2014	829.114	Creation Landscape Supplies	White sand for sandpit	\$ 403.20
23/12/2014	829.126	Holcim (Australia) Pty Ltd	Grated cover with smart grate offset flush	\$ 761.34
23/12/2014	829.1262	The Framing House	Framing services	\$ 720.00
23/12/2014	829.1416	Dismantle Inc	Bike pump	\$ 82.50
23/12/2014	829.142	WestTrac Pty Ltd	Repaired cab door window	\$ 570.15
23/12/2014	829.1457	Church of Christ	Delivery of Carols by Candlelight 2014 flyers	\$ 396.00
23/12/2014	829.1576	Edinger-Real Estate	Lease for Stack St depot - Jan 2015	\$ 15,006.84
23/12/2014	829.1589	iCLOUD Services	EnforceIT support for Nov and Dec 14	\$ 2,358.40

<u>Date</u>	<u>Payment Reference</u>	<u>Payee</u>	<u>Description</u>	<u>Amount</u>
23/12/2014	829.159	John Parker Vector Jet Rodding	Drain cleaning various sites in Cottesloe	\$ 3,564.00
23/12/2014	829.17	Post Newspaper Pty Ltd	Cott page publication	\$ 1,430.00
23/12/2014	829.1703	Photography Project Pty Ltd	Photography services	\$ 324.50
23/12/2014	829.1719	P Angers	Elected member expense claim from 1 Jul - 31 Dec 14	\$ 8,550.00
23/12/2014	829.1802	Olympic Civil Engineering	Removal of waste/rubble from Seaview depot	\$ 924.00
23/12/2014	829.1824	Hartland Investments Pty Ltd	Repairs and improvements at Sea View Golf Club	\$ 23,974.80
23/12/2014	829.1835	Mustang Three T/A Key2Creative	Business cards	\$ 214.50
23/12/2014	829.1841	BMT Oceanica PTY LTD	Coastal monitoring	\$ 6,701.75
23/12/2014	829.1849	John Phillips Consulting	Employment services	\$ 1,750.00
23/12/2014	829.24	Iron Mountain Australia Pty Ltd	Offsite storage of records - Nov 14	\$ 128.30
23/12/2014	829.35	Cottesloe IGA	Catering services	\$ 120.69
23/12/2014	829.36	Grants of Cottesloe	Catering supplies	\$ 1,076.40
23/12/2014	829.37	Staples Australia Pty Ltd	Stationery order	\$ 1,004.82
23/12/2014	829.44	UHY Haines Norton Chartered Account	Audit services - end of year 30 Jun 14	\$ 8,250.00
23/12/2014	829.49	Charles Service Company	Cleaning services - Nov 14	\$ 5,557.87
23/12/2014	829.540	Kerb Doctor	Kerbing at various sites	\$ 1,240.80
23/12/2014	829.551	Australasian Performing Right Association	Annual licence fee 1 Nov 14 - 31 Oct 15	\$ 188.10
23/12/2014	829.574	Burgess Rawson (WA) Pty Ltd	Lease W3160/L4014-1 - 1 Jan - 31 Mar 15	\$ 5,324.00
23/12/2014	829.597	Equip-Safe	Onsite Skid Steer training and assessment	\$ 600.00
23/12/2014	829.6	Western Suburbs Building & Landscape	Plasterers sand	\$ 27.00
23/12/2014	829.609	WA Rangers Association	Ranger supplies	\$ 140.25
23/12/2014	829.62	Bunnings Group Ltd	Hardware supplies	\$ 152.16
23/12/2014	829.651	E & MJ Roshier Pty Ltd	2 solid deck tyre inserts for Kubota and service ride on mower 1EAF928	\$ 545.15
23/12/2014	829.681	J S Birnbrauer	Elected member expense claim 1 Jul - 31 Dec 14	\$ 7,750.00
23/12/2014	829.684	J F Walsh	Elected member expense claim 1 Jul - 31 Dec 14	\$ 8,550.00
23/12/2014	829.77	Galvins Plumbing Supplies	Plumbing supplies	\$ 9.66
23/12/2014	829.79	Perth Irrigation Centre	Irrigation hardware supplies	\$ 4,700.16
23/12/2014	829.85	Western Metropolitan Regional Council	Transfer station waste disposal	\$ 13,836.56
23/12/2014	829.86	Statewide Line Marking	Line marking - Seaview Golf car park	\$ 1,274.90
23/12/2014	829.89	Major Motors Pty Ltd	Service 2T truck 1DNF388	\$ 183.15
23/12/2014	829.998	Road Signs Australia Pty Ltd	Sign posts	\$ 288.64
1/12/2014		National Australia Bank	Bank fees	\$ 141.62
1/12/2014		National Australia Bank	Bank fees	\$ 240.06
1/12/2014		National Australia Bank	Bank fees	\$ 670.87
2/12/2014		Commonwealth Bank of Australia	Bank fees	\$ 342.00

<u>Date</u>	<u>Payment Reference</u>	<u>Payee</u>	<u>Description</u>	<u>Amount</u>
3/12/2014		Town of Cottesloe staff	Fortnightly payroll	\$ 84,262.47
4/12/2014		National Australia Bank	Transfer to investments	\$ 400,000.00
11/12/2014		Town of Cottesloe staff	Interim payroll	\$ 1,933.12
15/12/2014		National Australia Bank	Bank fees	\$ 61.83
15/12/2014		National Australia Bank	Transfer to investments	\$ 500,000.00
17/12/2014		Town of Cottesloe staff	Fortnightly payroll	\$ 95,980.72
22/12/2014		National Australia Bank	Bank fees	\$ 79.23
31/12/2014		National Australia Bank	Bank fees	\$ 191.00
31/12/2014		National Australia Bank	Bank fees	\$ 226.76
31/12/2014		Town of Cottesloe staff	Fortnightly payroll	\$ 88,868.30
Grand Total:				\$ 2,420,471.06

Pursuant to Regulation of 13(4) of the local Government (Financial Management) Regulations the total of all other outstanding accounts for payment as at the date of this payment listing being prepared is \$697,469.43

I hereby certify that the above schedule of accounts totalling \$2,420,471.06 as submitted to the Works & Corporate Services Committee meeting held on 17 February 2015

Signed (Chairperson of the Works & Corporate Services Committee)

TOWN OF COTTESLOE
RESERVES - CASH BACKED INVESTMENTS
FOR THE PERIOD ENDING 31 DECEMBER 2014

	2014-2015 ACTUAL \$	2014-2015 BUDGET \$
1 Area Improvement		
Purpose: To fund the cost of improving facilities within the Municipality.		
Opening Balance	34	-
Transfer to Reserves	-	-
Transfer from Reserves	-	-
	34	-
2 Waste Management Reserve		
Purpose: To fund the improvement, replacement and expansion of waste management plant, equipment, facilities and services.		
Opening Balance	-	10,053
Transfer to Reserves	-	2,627
Transfer from Reserves	-	-
Closing Balance	-	12,680
3 Parking Reserve		
Purpose: To set aside funds from developers for the development of parking facilities		
Opening Balance	10,024	14,845
Transfer to Reserves	134	520
Transfer from Reserves	-	-
Closing Balance	10,158	15,365
4 Leave Reserve		
Purpose: To set asides funds to assist with the funding of unexpected employee entitlements		
Opening Balance	175,249	174,514
Transfer to Reserves	2,350	6,108
Transfer from Reserves	-	-
Closing Balance	177,599	180,622
5 Civic Centre Reserve		
Purpose: To fund the cost of upgrading the civic centre.		
Opening Balance	342	1,410
Transfer to Reserves	4	42
Transfer from Reserves	-	(1,452)
Closing Balance	346	-
6 Property Reserve		
Purpose: To contribute towards future property construction/renewal.		
Opening Balance	378,993	310,441
Transfer to Reserves	5,081	13,410
Transfer from Reserves	-	-
Closing Balance	384,074	323,851

TOWN OF COTTESLOE
RESERVES - CASH BACKED INVESTMENTS
FOR THE PERIOD ENDING 31 DECEMBER 2014

	2014-2015 ACTUAL \$	2014-2015 BUDGET \$
7 Infrastructure Reserve		
Purpose: To contribute towards future infrastructure construction/renewal.		
Opening Balance	298,439	349,114
Transfer to Reserves	4,001	12,219
Transfer from Reserves	-	-
Closing Balance	<u>302,440</u>	<u>361,333</u>
8 Unspent Grants/Funds Reserve		
Purpose: To account for unspent grants/funds at year end		
Opening Balance	258	-
Transfer to Reserves	3	-
Transfer from Reserves	-	-
Closing Balance	<u>261</u>	<u>-</u>
9 Legal Reserve		
Purpose: To provide funds to provide for legal expenses		
Opening Balance	65,481	65,211
Transfer to Reserves	878	2,282
Transfer from Reserves	-	-
Closing Balance	<u>66,359</u>	<u>67,493</u>
10 Parking Facilities Reserve		
Purpose: To provide funds to provide for parking facilities		
Opening Balance	150,303	151,132
Transfer to Reserves	2,015	5,290
Transfer from Reserves	-	-
Closing Balance	<u>152,318</u>	<u>156,422</u>
11 Sustainability Reserve		
Purpose: To fund new or enhance existing Sustainability initiatives within the Town of Cottesloe		
Opening Balance	20,382	19,782
Transfer to Reserves	273	8,192
Transfer from Reserves	-	(5,000)
Closing Balance	<u>20,655</u>	<u>22,974</u>
11 Depot Funds Reserve		
Purpose: To fund the improvement of infrastructure within the suburb of Cottesloe		
Opening Balance	-	-
Transfer to Reserves	-	8,310,000
Transfer from Reserves	-	-
Closing Balance	<u>-</u>	<u>8,310,000</u>
Sub Total	<u><u>1,114,246</u></u>	<u><u>9,450,740</u></u>

TOWN OF COTTESLOE
RESERVES - CASH BACKED INVESTMENTS
FOR THE PERIOD ENDING 31 DECEMBER 2014

	2014-2015 ACTUAL \$	2014-2015 BUDGET \$
12 Combined Library Reserve		
Purpose: To fund improvements at the Library		
Opening Balance	83,441	-
Transfer to Reserves	-	-
Transfer from Reserves	-	-
	83,441	-
TOTAL RESERVES	1,197,687	9,450,740

TOWN OF COTTESLOE

INVESTMENTS

SCHEDULE OF INVESTMENTS HELD AS AT 31 DECEMBER 2014

BANK	RATE %	TERM	MATURITY DATE	MUNICIPAL INVESTMENTS	RESERVE FUND	COMMENTS
NATIONAL AUSTRALIA BANK	3.45%	91 DAYS	30-Mar-15	5,543.77		COTTESLOE PRIMARY SCHOOL
NATIONAL AUSTRALIA BANK	3.45%	91 DAYS	30-Mar-15	5,486.10		NORTH COTT PRIMARY SCHOOL
NATIONAL AUSTRALIA BANK	3.45%	90 DAYS	30-Mar-15	454,928.47		TERM INVESTMENT
WESTPAC	3.37%	90 DAYS	27-Feb-15	479,310.14		TERM INVESTMENT
BANKWEST	3.40%	91 DAYS	16-Feb-15	781,103.38		TERM INVESTMENT
NATIONAL AUSTRALIA BANK	3.45%	89 DAYS	11-Feb-15	504,315.07		TERM INVESTMENT
COMMONWEALTH BANK OF AUSTRALIA	3.35%	120 DAYS	24-Mar-15	483,882.08		TERM INVESTMENT
COMMONWEALTH BANK OF AUSTRALIA	3.43%	182 DAYS	2-Feb-15	460,000.00		TERM INVESTMENT
BANKWEST	3.30%	62 DAYS	6-Jan-15	482,775.45		TERM INVESTMENT
WESTPAC	3.43%	91 DAYS	30-Mar-15		78,722.91	RESERVE FUND INVESTMENTS
BANKWEST	3.40%	90 DAYS	17-Mar-15		157,868.30	RESERVE FUND INVESTMENTS
COMMONWEALTH BANK OF AUSTRALIA	3.42%	120 DAYS	28-Jan-15		505,030.83	RESERVE FUND INVESTMENTS
NATIONAL AUSTRALIA BANK	3.45%	90 DAYS	10-Feb-15		372,623.91	RESERVE FUND INVESTMENTS
TOTAL				\$3,657,344.46	\$1,114,245.95	

BANK	\$	%
NATIONAL	\$1,342,897.32	28.14
WESTPAC	\$558,033.05	11.69
BANKWEST	\$1,421,747.13	29.80
COMMONWEALTH	\$1,448,912.91	30.37
TOTAL	\$4,771,590.41	100.00

TOWN OF COTTESLOE

LOANS

SCHEDULE OF LOANS HELD AS AT 31 DECEMBER 2014

BANK	REF NO.	RATE %	PERIOD	MATURITY DATE	BALANCE OWING	LAST INSTALMENT DATE	NEXT INSTALMENT DATE	CURRENT LIABILITY	NON-CURRENT LIABILITY	COMMENTS
WA TREASURY	105	6.22%	15 YEARS	6-Oct-23	\$267,950.92	6-Oct-14	6-Apr-15	\$11,330.73	\$256,620.19	SEA VIEW GOLF CLUB
WA TREASURY	106	5.25%	10 YEARS	3-Apr-19	\$822,923.82	3-Oct-14	3-Apr-15	\$82,249.45	\$740,674.37	CAPITAL PROJECT - CIVIC CENTRE
WA TREASURY	107	6.51%	20 YEARS	16-Sep-29	\$4,235,486.78	16-Sep-14	16-Mar-15	\$85,409.63	\$4,150,077.15	CAPITAL PROJECT - JOINT LIBRARY
					<u>\$5,326,361.52</u>			<u>\$178,989.81</u>	<u>\$5,147,371.71</u>	
LOANS TO OTHER ENTITIES					\$267,950.92			\$11,330.73	\$256,620.19	
LOANS FOR TOC					\$5,058,410.60			\$167,659.08	\$4,890,751.52	
					<u>\$5,326,361.52</u>			<u>\$178,989.81</u>	<u>\$5,147,371.71</u>	

TOWN OF COTTESLOE

SUNDRY DEBTORS REPORT AS AT 31 DECEMBER 2014

<u>Debtor Number</u>	<u>Nature Of Debt</u>	<u>3+ Months</u>	<u>2+ Months</u>	<u>1+ Month</u>	<u>Current</u>	<u>Balance</u>	<u>Status</u>
442	Health assessment fees	\$2,900.00	\$0.00	\$0.00	\$0.00	\$2,900.00	Statement sent
13	Waste collection services	\$2,370.45	\$0.00	\$0.00	\$0.00	\$2,370.45	Debt recovery commenced
498	Reinstatement charges	\$1,311.20	\$0.00	\$0.00	\$0.00	\$1,311.20	Statement sent
293	Venue hire	\$950.00	\$0.00	\$0.00	\$0.00	\$950.00	Statement sent
26	Waste collection services	\$945.24	\$539.76	\$0.00	\$0.00	\$1,485.00	Statement sent
128	Waste collection services	\$784.94	\$859.56	\$0.00	\$0.00	\$1,644.50	Statement sent
393	Health assessment fees	\$515.00	\$0.00	\$0.00	\$0.00	\$515.00	Statement sent
3	Waste collection services	\$512.76	\$0.00	\$0.00	\$0.00	\$512.76	Statement sent
454	Sale of old waste bins	\$159.78	\$0.00	\$0.00	\$0.00	\$159.78	Statement sent
164	Waste collection services	\$148.72	\$159.90	\$0.00	\$0.00	\$308.62	Statement sent
74	Waste collection services	\$114.99	\$124.93	\$0.00	\$0.00	\$239.92	Statement sent
481	Waste collection services	\$114.99	\$124.93	\$0.00	\$0.00	\$239.92	Statement sent
518	Venue hire	\$25.00	\$0.00	\$0.00	\$0.00	\$25.00	Statement sent
155	Small underpayment	\$0.20	\$0.00	\$0.00	\$0.00	\$0.20	Statement sent
311	Lease fees and waste collection services	\$0.00	\$3,218.28	\$0.00	\$22,472.01	\$25,690.29	Statement sent
530	Health assessment fees	\$0.00	\$2,718.75	\$0.00	\$0.00	\$2,718.75	Statement sent
12	Waste collection services	\$0.00	\$1,539.20	\$0.00	\$0.00	\$1,539.20	Statement sent
440	Waste collection services	\$0.00	\$1,249.30	\$0.00	\$0.00	\$1,249.30	Statement sent
43	Waste collection services	\$0.00	\$1,099.28	\$0.00	\$637.43	\$1,736.71	Statement sent
479	Waste collection services	\$0.00	\$749.58	\$0.00	\$0.00	\$749.58	Statement sent
403	Venue hire	\$0.00	\$675.00	\$0.00	\$4,520.00	\$5,195.00	Statement sent
444	Waste collection services	\$0.00	\$455.00	\$0.00	\$0.00	\$455.00	Statement sent
491	Waste collection services	\$0.00	\$455.00	\$0.00	\$0.00	\$455.00	Statement sent
78	Waste collection services	\$0.00	\$429.78	\$0.00	\$0.00	\$429.78	Statement sent
49	Waste collection services	\$0.00	\$364.72	\$0.00	\$0.00	\$364.72	Statement sent
448	Waste collection services	\$0.00	\$319.80	\$0.00	\$0.00	\$319.80	Statement sent
29	Waste collection services	\$0.00	\$269.88	\$0.00	\$0.00	\$269.88	Statement sent

TOWN OF COTTESLOE

SUNDRY DEBTORS REPORT AS AT 31 DECEMBER 2014

<u>Debtor Number</u>	<u>Nature Of Debt</u>	<u>3+ Months</u>	<u>2+ Months</u>	<u>1+ Month</u>	<u>Current</u>	<u>Balance</u>	<u>Status</u>
299	Waste collection services	\$0.00	\$159.90	\$0.00	\$0.00	\$159.90	Statement sent
98	Waste collection services	\$0.00	\$124.93	\$0.00	\$0.00	\$124.93	Statement sent
106	Waste collection services	\$0.00	\$89.96	\$0.00	\$234.00	\$323.96	Statement sent
30	Waste collection services	\$0.00	\$89.96	\$0.00	\$0.00	\$89.96	Statement sent
410	Waste collection services	\$0.00	\$89.96	\$0.00	\$0.00	\$89.96	Statement sent
538	Waste collection services	\$0.00	\$0.00	\$737.00	\$0.00	\$737.00	Current
533	Sale of obsolete IT equipment	\$0.00	\$0.00	\$10.95	\$0.00	\$10.95	Current
176	Recharge of services	\$0.00	\$0.00	\$0.00	\$22,523.45	\$22,523.45	Current
175	Recharge of WESROC project costs	\$0.00	\$0.00	\$0.00	\$9,582.10	\$9,582.10	Current
177	Recharge of WESROC project costs	\$0.00	\$0.00	\$0.00	\$8,542.60	\$8,542.60	Current
173	Recharge of WESROC project costs	\$0.00	\$0.00	\$0.00	\$7,416.20	\$7,416.20	Current
318	Venue hire	\$0.00	\$0.00	\$0.00	\$6,000.00	\$6,000.00	Current
174	Recharge of WESROC project costs	\$0.00	\$0.00	\$0.00	\$5,923.50	\$5,923.50	Current
125	Recharge of fuel costs	\$0.00	\$0.00	\$0.00	\$4,518.22	\$4,518.22	Current
540	Venue hire	\$0.00	\$0.00	\$0.00	\$345.00	\$345.00	Current
95	Waste collection services	\$0.00	\$0.00	\$0.00	\$145.00	\$145.00	Current
539	Waste collection services	\$0.00	\$0.00	\$0.00	\$100.00	\$100.00	Current
4	Overpayment	\$0.00	\$0.00	-\$214.89	\$0.00	-\$214.89	Overpayment
45	Loan repayment etc	\$0.00	\$0.00	-\$2,095.67	\$14,414.21	\$12,318.54	Current
90	Overpayment	-\$81.25	\$0.00	\$0.00	\$0.00	-\$81.25	Overpayment
98000	Business activity statement	\$0.00	\$0.00	\$0.00	\$0.00	\$0.00	Current
TOTAL		\$10,772.02	\$15,907.36	-\$1,562.61	\$107,373.72	\$132,490.49	



Rates and Charges Analysis

For Financial Year 2015 Period 6 ,as at 5/01/2015

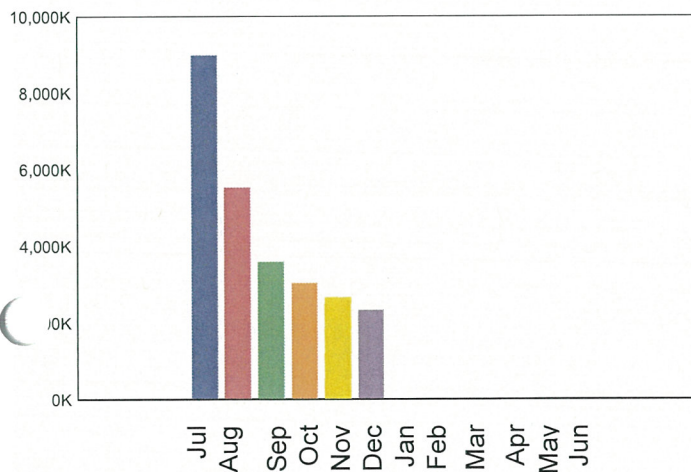
Amounts Levied and Outstanding

<u>Rate or Charge Type</u>	<u>Amount Levied This Year</u>	<u>Total Balance Outstanding</u>
GRV General Rate	8,884,200.28	1,740,057.79
Additional Bin	83,730.69	29,212.78
Credit Balances	0.00	-23,626.69
Swimming Pool	8,085.00	3,488.75
ESL Category 1	1,317,838.70	530,793.41
ESL Category 5	0.00	4.05
Instalment Fees	15,940.20	15,288.60
Instalment PreInterest	34,809.44	33,552.28
	10,344,604.31	2,328,770.97

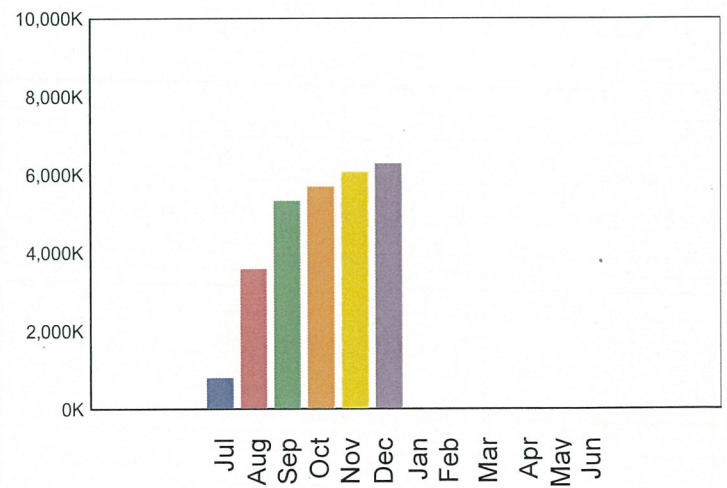
Analysis of Outstanding Balance

<u>Bfwd At 1 July</u>	<u>Levied YTD</u>	<u>Rebated</u>	<u>Received</u>	<u>Other Trans</u>	<u>Balance</u>
260,702.06	10,344,604.31	-589,556.21	-7,712,968.38	25,989.19	2,328,770.97
<u>Current</u>	<u>Arrears</u>	<u>Interest</u>	<u>Legal</u>	<u>Deferred</u>	<u>Balance</u>
2,047,393.15	48,237.28	35,117.92	5,332.89	192,689.73	2,328,770.97

Total Balance Outstanding By Month



YTD Collections By Month



Analysis of Assessments

Number of assessments	3,819
Number of assessments paid in full	2,138
Number of assessments with a balance outstanding	1,683
Number of assessments with arrears	273
Number of assessments on instalments	1,263
Number of assessments with pensioners or seniors	939
Number of assessments with defered rates	28
Number of assessments with no payment yet	213

TOWN OF COTTESLOE

BUDGET AMENDMENTS - SUMMARY

FOR THE PERIOD ENDED 1 JULY 2014 TO 31 DECEMBER 2014

<u>GL Account Code</u>	<u>Description</u>	<u>Council Resolution & Date</u>	<u>Classification</u>	<u>Amendment</u>	<u>Value of Budget</u>	<u>Funding Arrangement</u>
Various NEW	Payout Existing Loan No 107	10.5.1 August 2014	Reduction of Loans	\$ 4,318,204		Payout existing loans as per Depot Funds Strategy
Various NEW	Retaining Walls at the Beach	10.5.1 August 2014	Capital Expenditure	\$ 50,000		Restore retaining walls at the beach
Various NEW	Project Management Costs	10.5.1 August 2014	Capital Expenditure	\$ 70,000		Hire a project manager
Various NEW	Toilets Main Beach	10.5.1 August 2014	Capital Expenditure	\$ 1,025,000		Construction of toilet facilities
Various NEW	Town Centre Improvements	10.5.1 August 2014	Capital Expenditure	\$ 100,000		Town Centre Capital Improvements
Various NEW	June Black Dune Park	10.5.1 August 2014	Capital Expenditure	\$ 50,000		Improvements to the park
Various NEW	Lessor Hall	10.5.1 August 2014	Capital Expenditure	\$ 50,000		Improvements to the Hall
Various NEW	Shark Barrier	10.4.2 October 2014	Capital Expenditure	\$ 130,000		Installation, removal and maintenance of a shark barrier at Cottesloe beach
20202.30.50	Review/update of NAMP	10.4.7 October 2014	Operating Expenditure	\$ 20,000		Review and update of the Natural Areas Management Plan
3.4120.2.50	Remediation of Former Depot Site	9.1.1 November 2014 SM	Capital Expenditure	\$ 196,560		To be funded from the Depot Funds Reserve.

TOWN OF COTTESLOE

CAPITAL WORKS PROGRAMME

FOR THE PERIOD ENDED 1 JULY 2014 TO 31 DECEMBER 2014

	2014-2015 YTD ACTUAL \$	2014-2015 YTD BUDGET \$	2014-2015 BUDGET \$	Variations Budget to YTD Actual \$	Variations Budget to YTD Actual %
LAND DEVELOPMENT					
3.4120.2 Old Depot Site	243,621	0	0	243,621	100%
CARPARK CONSTRUCTION					
5.1171.2 Seaview Golf Course	49,358	0	0	49,358	100%
DRAINAGE CONSTRUCTION					
10.9000.2 Cottesloe various	43,319	10,070	20,150	33,249	77%
FOOTPATH CONSTRUCTION					
15.1016.2 Barsden Street	(2,500)	0	0	(2,500)	
15.1030.2 Broome Street	20,129	0	22,550	20,129	100%
15.1058.2 Elizabeth Street	0	0	12,250	0	
15.1062.2 Federal Street	2,142	0	2,250	2,142	100%
15.1116.2 Lyons Street	28,417	0	42,350	28,417	100%
15.1126.2 Marine Parade	0	0	33,050	0	
15.1128.2 Marmion Street	5,976	0	7,250	5,976	100%
15.1166.2 Salisbury Street	0	0	17,250	0	
15.1204.2 Windsor Street	0	0	7,750	0	
15.9000.5 DSAC Capital Works	1,180	0	30,200	1,180	
15.9000.2 Bike Plan Works	4,000	0	50,350	4,000	

TOWN OF COTTESLOE

CAPITAL WORKS PROGRAMME

FOR THE PERIOD ENDED 1 JULY 2014 TO 31 DECEMBER 2014

	2014-2015 YTD ACTUAL \$	2014-2015 YTD BUDGET \$	2014-2015 BUDGET \$	Variations Budget to YTD Actual \$	Variations Budget to YTD Actual %
IRRIGATION CONSTRUCTION					
20.9000.2 Cottesloe, various	6,054	17,864	30,800	(11,810)	(195%)
PARKS AND RESERVES CONSTRUCTION					
30.6120.2 John Black Dune Reserve	10,260	0	0	10,260	14%
30.9000.2 Playgrounds various	17,659	15,180	30,350	2,479	
30.9000.5 Cottesloe Natural Area Upgrade	6,657	8,002	16,000	(1,345)	(20%)
PROPERTY CONSTRUCTION					
35.1171.2 Seaview Golf Course Clubhouse	99,595	0	0	99,595	100%
35.4052.2 Civic Centre Lesser Hall Stage 1	0	40,072	80,150	(40,072)	
35.4130.2 Indiana Tea Rooms	4,500	0	0	0	
35.4135.2 The Grove Library	2,806	0	0	0	100%
35.6030.2 Civic Centre Grounds Restoration	91,119	100,180	200,350	(9,061)	(10%)
LANEWAY CONSTRUCTION					
25.9000.2	0	0	72,700	0	

TOWN OF COTTESLOE

CAPITAL WORKS PROGRAMME

FOR THE PERIOD ENDED 1 JULY 2014 TO 31 DECEMBER 2014

	2014-2015 YTD ACTUAL \$	2014-2015 YTD BUDGET \$	2014-2015 BUDGET \$	Variations Budget to YTD Actual \$	Variations Budget to YTD Actual %
ROAD CONSTRUCTION/ REHABILITATION					
40.1032.2 Bryan Way	13,890	0	10,350	13,890	100%
40.1046.2 Congdon Street	0	0	98,250	0	
40.1049.2 Beach Access Road	0	0	20,100	0	
40.1068.2 Forrest Street	0	0	48,000	0	
40.1092.2 Hawkstone Street	16,030	0	12,050	16,030	100%
40.1112.2 Little Marine Parade	20,763	0	36,850	20,763	100%
40.1128.2 Marmion Street	33,189	0	52,750	33,189	100%
40.1148.2 Pearse Street	26,484	0	22,250	26,484	100%
BLACKSPOT CONTRUCTION					
41.1048.2 Curtin Avenue	17,427	0	0	17,427	100%
41.9000.2 Speed and Safety	3,188	0	0	3,188	100%
STREETSCAPE INFRASTRUCTURE					
42.1176.2 Station Street	0	9,994	20,000	(9,994)	
42.6080.2 Foreshore	0	14,996	30,000	(14,996)	
42.8999.2 Town Centre Streetscape Improvements	98,010	179,994	360,000	(81,984)	(84%)
42.9000.2 Greening Cottesloe Project	0	24,996	50,000	(24,996)	
MISCELLANEOUS INFRASTRUCTURE					
43.1171.2 Storage Bays - Seaview Golf Course	41,443	0	0	41,443	
43.6080.2 Viewing Tower	6,060	0	0	6,060	
43.9000.2.57 Sculpture	0	0	70,000	0	

TOWN OF COTTESLOE

CAPITAL WORKS PROGRAMME

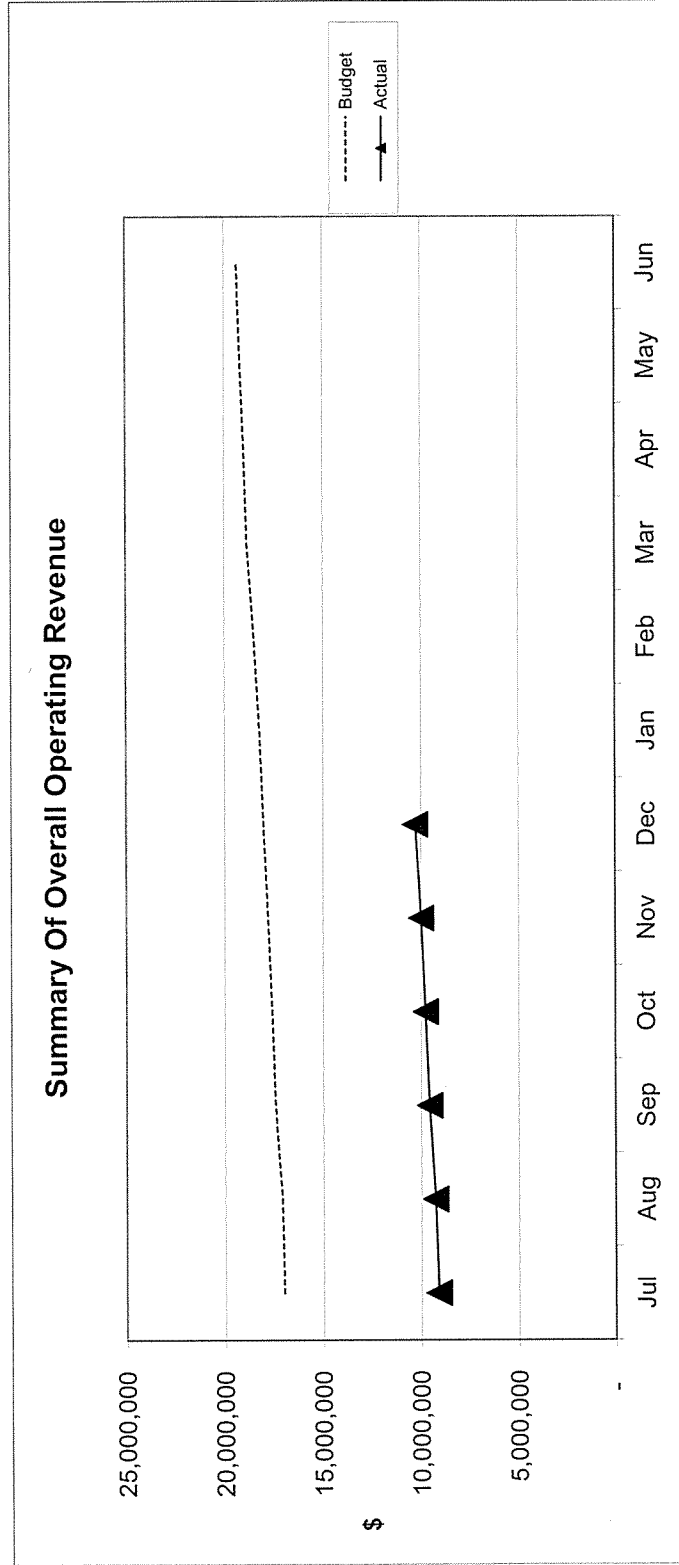
FOR THE PERIOD ENDED 1 JULY 2014 TO 31 DECEMBER 2014

	2014-2015 YTD ACTUAL	2014-2015 YTD BUDGET	2014-2015 BUDGET	Variations Budget to YTD Actual	Variations Budget to YTD Actual
	\$	\$	\$	\$	%
PLANT & VEHICLES					
47.9000.2.57	36,008	36,000	36,000	8	0%
47.9000.2.57	35,413	36,000	36,000	(587)	(2%)
47.9000.2.57	0	36,000	36,000	(36,000)	
47.9000.2.57	0	35,000	35,000	(35,000)	
47.9000.2.57	69,000	60,000	60,000	9,000	13%
47.9000.2.57	86,207	0	90,000	86,207	100%
47.9000.2.57	24,550	0	25,000	24,550	100%
47.9000.2.57	6,053	0	8,500	6,053	100%
47.9000.2.57	2,472	0	2,400	2,472	100%
47.9000.2.57	1,040	1,600	1,600	(560)	(54%)
47.9000.2.57	1,040	3,200	3,200	(2,160)	(208%)
47.9000.2.57	3,102	3,600	3,600	(498)	(16%)
47.9000.2.57	2,120	2,400	2,400	(280)	(13%)
47.9000.2.57	1,957	0	0	0	100%
47.9000.2.57	6,200	0	0	0	100%
IT, OFFICE EQUIPMENT & FURNITURE					
49.9000.2.57	0	1,909	3,818	(1,909)	
49.9000.2.57	0	1,418	2,836	(1,418)	
49.9000.2.57	0	15,000	30,000	(15,000)	
49.9000.2.50	9,000	0	0	0	
TOTAL	1,194,938	653,475	1,882,704	517,000	45%

TOWN OF COTTESLOE

GRAPHICAL SUMMARY OF REVENUE, EXPENDITURE AND NET POSITION FOR 2014 - 2015

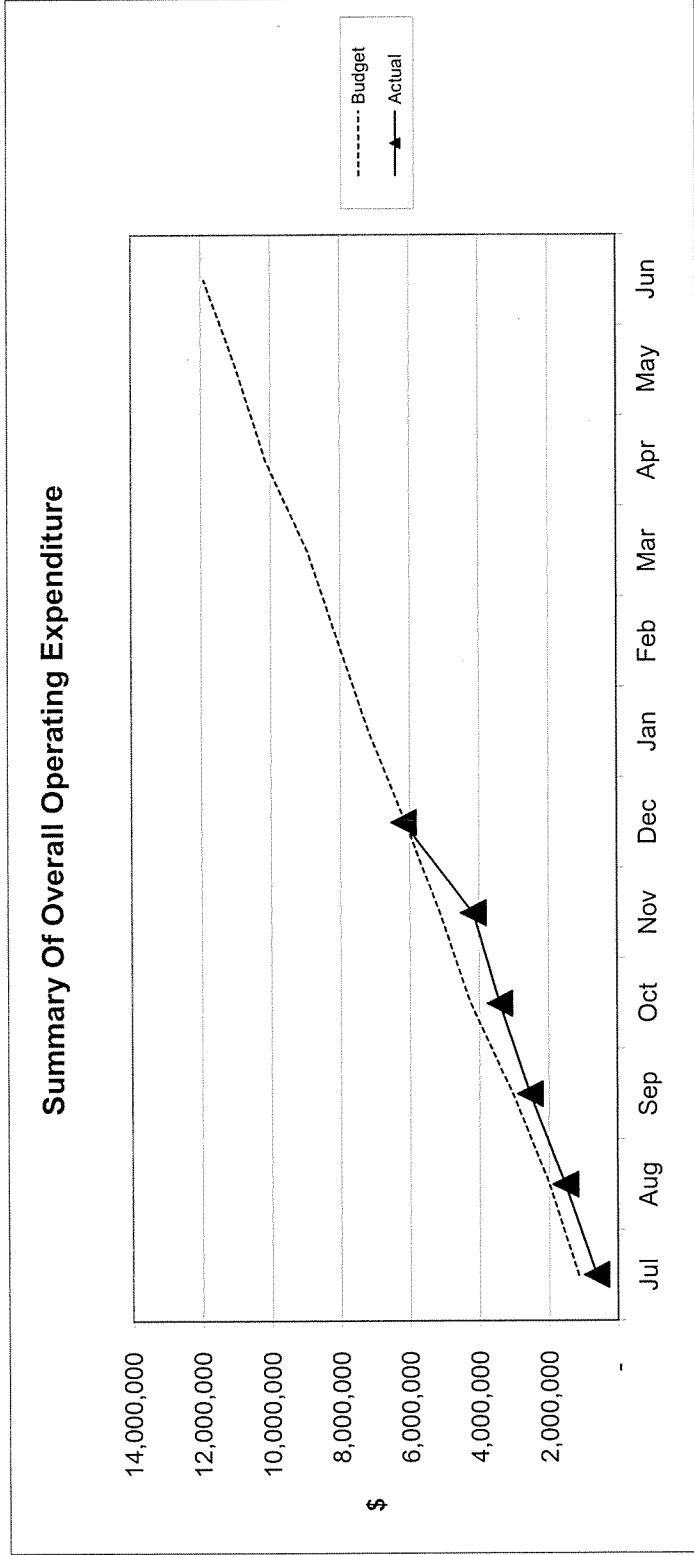
FOR THE PERIOD ENDED 1 JULY 2014 TO 31 DECEMBER 2014



TOWN OF COTTESLOE

GRAPHICAL SUMMARY OF REVENUE, EXPENDITURE AND NET POSITION FOR 2014 - 2015

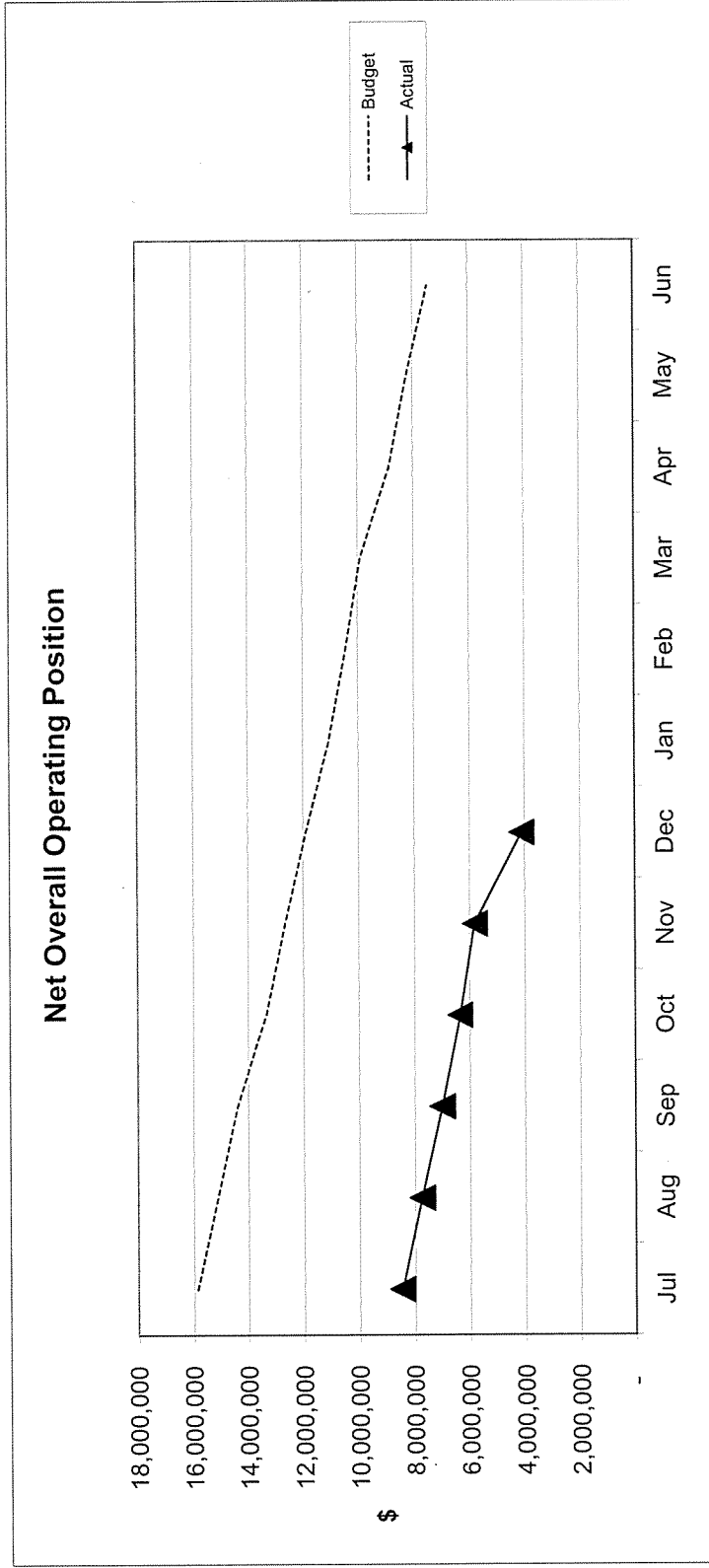
FOR THE PERIOD ENDED 1 JULY 2014 TO 31 DECEMBER 2014



TOWN OF COTTESLOE

GRAPHICAL SUMMARY OF REVENUE, EXPENDITURE AND NET POSITION FOR 2014 - 2015

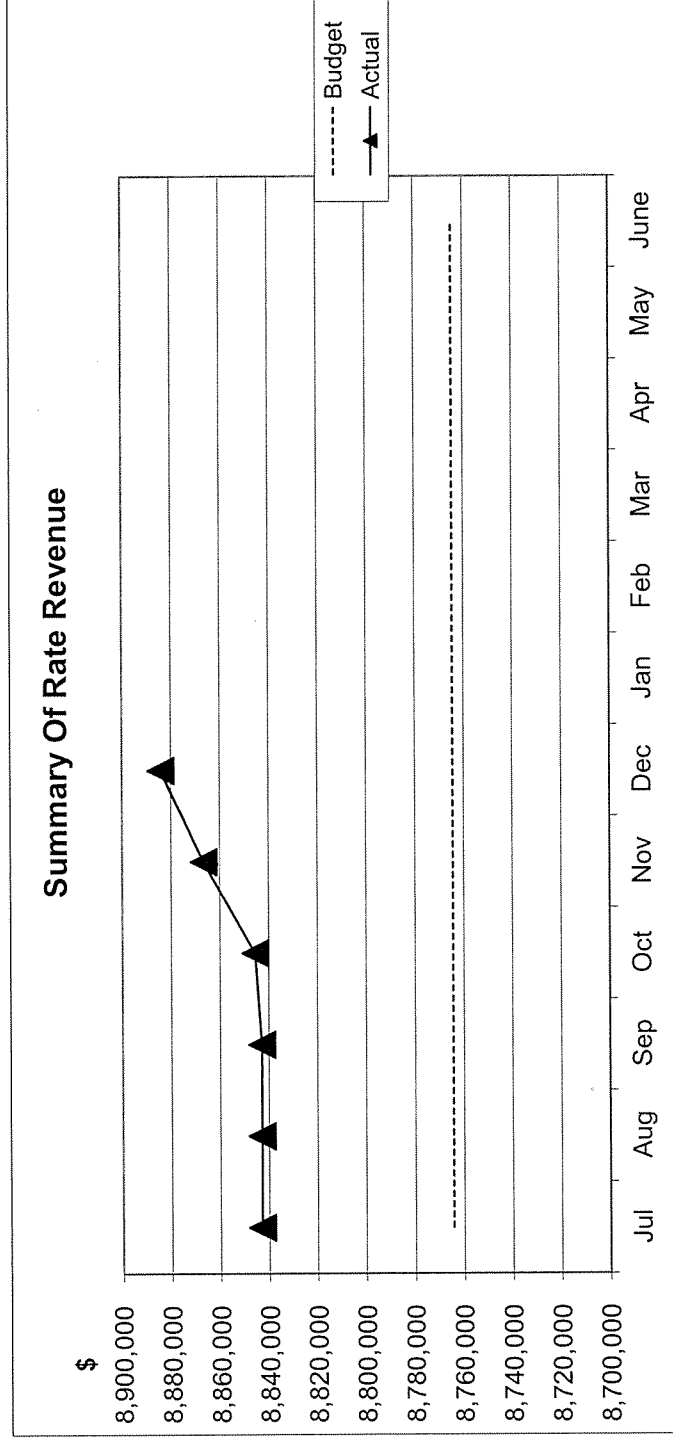
FOR THE PERIOD ENDED 1 JULY 2014 TO 31 DECEMBER 2014



TOWN OF COTTESLOE

GRAPHICAL SUMMARY BY NATURE & TYPE FOR 2014 - 2015

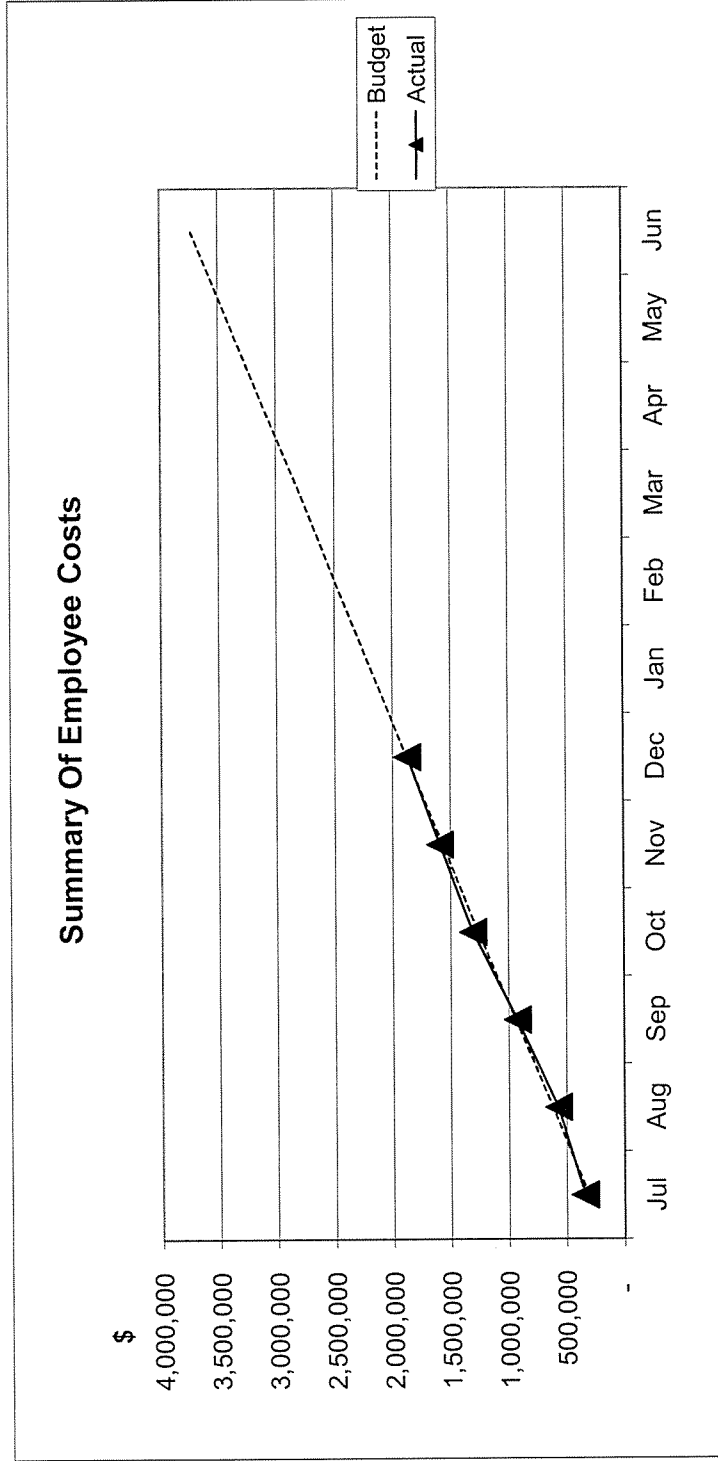
FOR THE PERIOD ENDED 1 JULY 2014 TO 31 DECEMBER 2014



TOWN OF COTTESLOE

GRAPHICAL SUMMARY BY NATURE & TYPE FOR 2014 - 2015

FOR THE PERIOD ENDED 1 JULY 2014 TO 31 DECEMBER 2014



TOWN OF COTTESLOE
GRAPHICAL SUMMARY BY NATURE & TYPE FOR 2014 - 2015
FOR THE PERIOD ENDED 1 JULY 2014 TO 31 DECEMBER 2014

