


# TOWN OF COTTESLOE



## FINANCIAL STATEMENTS

FOR THE PERIOD 1 JULY 2014 TO 28 FEBRUARY 2015

PRESENTED TO THE WORKS AND CORPORATE SERVICES  
COMMITTEE ON 17 MARCH 2015

# TOWN OF COTTESLOE

## FINANCIAL STATEMENTS

FOR THE PERIOD 1 JULY 2014 TO 28 FEBRUARY 2015

### TABLE OF CONTENTS

Statement of Financial Activity	1
Operating Statement By Program	2
Operating Statement By Nature & Type	3
Balance Sheet	4 - 5
Surplus/(Deficit Position)	6
Variance Analysis	7 - 11
Other Information	
- List of Payments	12 - 17
- Reserves	18 - 20
- Investments	21
- Loans	22
- Sundry Debtors	23 - 24
- Rates Analysis	25
- Budget Amendments	26
- Capital Works Programme	27 - 30
- Graphs	31 - 36

TOWN OF COTTESLOE

STATEMENT OF FINANCIAL ACTIVITY

FOR THE PERIOD ENDED 1 JULY 2014 TO 28 FEBRUARY 2015

	2014-2015 YTD Actual \$	2014-2015 YTD Budget \$	2014-2015 Budget \$	Variances YTD Actual to YTD Budget \$	Variances YTD Actual to YTD Budget %
<b>Operating Revenue</b>					
General Purpose Funding	426,017	412,279	636,350	13,738	3%
Governance	66,998	50,808	76,213	16,190	32%
Law, Order and Public Safety	27,655	16,680	18,980	10,975	66%
Health	80,296	75,310	80,310	4,986	7%
Education and Welfare	37,586	18,379	33,036	19,207	105%
Community Amenities	377,584	357,371	542,035	20,213	6%
Recreation and Culture	305,927	146,206	275,936	159,721	109%
Transport	542,857	621,204	831,237	(78,347)	(13%)
Economic Services	87,420	116,552	173,759	(29,132)	(25%)
Other Property and Services	4,850	7,900,400	7,900,600	(7,895,550)	(100%)
<b>Total Operating Revenue</b>	<b>1,957,190</b>	<b>9,715,189</b>	<b>10,568,456</b>	<b>(7,757,999)</b>	<b>(80%)</b>
<b>Operating Expenditure</b>					
General Purpose Funding	(156,840)	(171,677)	(252,997)	14,837	9%
Governance	(482,707)	(561,735)	(801,033)	79,028	14%
Law, Order and Public Safety	(187,921)	(199,311)	(296,826)	11,390	6%
Health	(132,475)	(162,645)	(243,946)	30,170	19%
Education and Welfare	(227,384)	(152,160)	(219,900)	(75,224)	(49%)
Community Amenities	(2,118,227)	(2,265,872)	(3,375,922)	147,645	7%
Recreation and Culture	(2,394,681)	(2,227,196)	(3,305,252)	(167,485)	(8%)
Transport	(2,066,960)	(2,002,075)	(3,027,531)	(64,885)	(3%)
Economic Services	(249,484)	(313,966)	(392,585)	64,482	21%
Other Property and Services	83,890	0	26,481	83,890	0%
<b>Total Operating Expenditure</b>	<b>(7,932,789)</b>	<b>(8,056,637)</b>	<b>(11,889,511)</b>	<b>123,848</b>	<b>2%</b>
<b>Adjustments for Non Cash</b>					
(Profit)/Loss on Asset Disposal	4,251	(7,900,000)	(7,900,000)	7,904,251	(100%)
Movement in Deferred Pensioners & Loan Debtors	(45,072)	0	0	(45,072)	
Movement in Employee Benefit Provisions	(42,000)	0	0	(42,000)	
Depreciation	1,611,114	1,364,424	2,046,524	246,690	18%
<b>Total Adjustments for Non Cash</b>	<b>1,528,293</b>	<b>(6,535,576)</b>	<b>(5,853,476)</b>	<b>8,063,869</b>	<b>(123%)</b>
<b>Capital Expense and Revenue</b>					
Additions - Furniture & Equipment	(9,000)	(24,436)	(36,654)	15,436	63%
Additions - Land & Buildings	(403,494)	(187,012)	(280,500)	(216,482)	(116%)
Additions - Plant & Equipment	(275,558)	(328,800)	(339,700)	53,242	16%
Additions - Roads	(290,326)	0	(300,600)	(290,326)	
Additions - Car Parks	(49,358)	0	0	(49,358)	
Additions - Footpaths	(102,166)	0	(225,250)	(102,166)	
Additions - Drainage	(43,319)	(13,427)	(20,150)	(29,892)	(223%)
Additions - Parks & Reserves	(38,045)	(30,911)	(46,350)	(7,134)	(23%)
Additions - Miscellaneous	(46,957)	0	(70,000)	(46,957)	
Additions - Street Furniture	(217,914)	(306,656)	(460,000)	88,742	29%
Additions - Right of Ways	(66,690)	0	(72,700)	(66,690)	
Additions - Irrigation	(6,054)	(22,176)	(30,800)	16,122	73%
Proceeds from Disposal of Assets	95,565	8,214,930	8,214,930	(8,119,365)	99%
Proceeds from New Loans	0	0	0	0	
Principal Repayments/Disbursements	(186,769)	(186,769)	(365,759)	0	0%
Self Supporting Principal Repayments	23,906	23,906	35,237	0	0%
Transfer from Reserves	0	5,000	5,000	(5,000)	100%
Transfer to Reserves	(23,660)	(8,343,761)	(8,360,648)	8,320,101	100%
<b>Total Capital Expense and Revenue</b>	<b>(1,639,839)</b>	<b>(1,200,112)</b>	<b>(2,353,944)</b>	<b>(439,727)</b>	<b>(37%)</b>
Opening Surplus / (Deficit)	1,192,903	764,096	764,096	428,807	56%
Closing Surplus / (Deficit)	4,001,272	3,451,339	0	549,933	16%
<b>AMOUNT REQUIRED FROM RATES</b>	<b>(8,895,514)</b>	<b>(8,764,379)</b>	<b>(8,764,379)</b>	<b>(131,135)</b>	<b>(1%)</b>

**TOWN OF COTTESLOE**

**OPERATING STATEMENT BY PROGRAM**

**FOR THE PERIOD ENDED 1 JULY 2014 TO 28 FEBRUARY 2015**

	2014-2015 Actual \$	2014-2015 YTD Budget \$	2014-2015 Budget \$	Variances Budget to YTD Actual \$	Variances Budget to YTD Actual %
<b>Revenue from Ordinary Activities</b>					
General Purpose Funding	9,321,531	9,176,658	9,400,729	144,873	2%
Governance	66,983	50,808	76,213	16,175	32%
Law, Order and Public Safety	27,655	16,680	18,980	10,975	66%
Health	80,296	75,310	80,310	4,986	7%
Education and Welfare	37,586	18,379	33,036	19,207	105%
Community Amenities	377,584	357,371	542,035	20,213	6%
Recreation and Culture	250,877	146,206	275,936	104,671	72%
Transport	459,573	621,204	831,237	(161,631)	(26%)
Economic Services	87,420	116,552	173,759	(29,132)	(25%)
Other Property and Services	4,654	400	600	4,254	1,064%
<b>Total Operating Revenue</b>	<b>10,714,159</b>	<b>10,579,568</b>	<b>11,432,835</b>	<b>134,591</b>	<b>1%</b>
<b>Expenses from Ordinary Activities</b>					
General Purpose Funding	(156,840)	(171,677)	(252,997)	14,837	9%
Governance	(482,707)	(561,535)	(800,733)	78,828	14%
Law, Order and Public Safety	(187,921)	(199,311)	(296,826)	11,390	6%
Health	(132,475)	(162,645)	(243,946)	30,170	19%
Education and Welfare	(227,384)	(152,160)	(219,900)	(75,224)	(49%)
Community Amenities	(2,105,679)	(2,265,872)	(3,375,922)	160,193	7%
Recreation and Culture	(2,163,644)	(2,051,730)	(2,964,734)	(111,914)	(5%)
Transport	(2,066,960)	(2,002,075)	(3,027,531)	(64,885)	(3%)
Economic Services	(244,454)	(313,966)	(392,585)	69,512	22%
Other Property and Services	83,892	0	26,481	83,892	
<b>Total Operating Expenditure</b>	<b>(7,684,172)</b>	<b>(7,880,971)</b>	<b>(11,548,693)</b>	<b>196,799</b>	<b>2%</b>
<b>Borrowing Costs</b>					
Governance	0	(200)	(300)	200	100%
Recreation and Culture	(230,800)	(175,466)	(340,518)	(55,334)	(32%)
<b>Total Borrowing Costs</b>	<b>(230,800)</b>	<b>(175,666)</b>	<b>(340,818)</b>	<b>(55,134)</b>	<b>(31%)</b>
<b>Grants/Contributions for Asset Development</b>					
Recreation and Culture	49,797	0	0	49,797	
Transport	75,182	0	0	75,182	
<b>Total Grants/Contributions for Asset Development</b>	<b>124,979</b>	<b>0</b>	<b>0</b>	<b>124,979</b>	
<b>Profit/ (Loss) on Asset Disposal</b>					
Governance	14	0	0	14	
Community Amenities	(12,548)	0	0	(12,548)	
Recreation and Culture	5,015	0	0	5,015	
Transport	8,102	0	0	8,102	
Economic Services	(5,030)	0	0	(5,030)	
Other Property and Services	196	7,900,000	7,900,000	(7,899,804)	(100%)
<b>Total Profit/ (Loss) on Asset Disposal</b>	<b>(4,251)</b>	<b>7,900,000</b>	<b>7,900,000</b>	<b>(7,904,251)</b>	
<b>NET PROFIT OR LOSS</b>	<b>2,919,915</b>	<b>10,422,931</b>	<b>7,443,324</b>	<b>(7,503,016)</b>	<b>(72%)</b>

## TOWN OF COTTESLOE

### OPERATING STATEMENT BY NATURE & TYPE

FOR THE PERIOD ENDED 1 JULY 2014 TO 28 FEBRUARY 2015

	2014-2015 YTD Actual \$	2014-2015 YTD Budget \$	2014-2015 Budget \$	Variances Budget to Actual YTD \$	Variances Budget to Actual YTD %
<b>Operating Revenue</b>					
Rates	8,895,514	8,764,379	8,764,379	131,135	1%
Grants - Operating	229,517	116,311	163,800	113,206	97%
Fees & Charges	1,232,490	1,261,446	1,815,283	(28,956)	(2%)
Interest Earned	183,843	281,204	463,900	(97,361)	(35%)
Other Revenue	172,795	156,228	225,473	16,567	11%
<b>Total Operating Revenue</b>	<b>10,714,159</b>	<b>10,579,568</b>	<b>11,432,835</b>	<b>134,591</b>	<b>1%</b>
<b>Operating Expenditure</b>					
Employee Costs	(2,429,868)	(2,491,748)	(3,727,930)	61,880	2%
Contractors and Materials	(2,651,280)	(2,832,980)	(4,311,454)	181,700	6%
Depreciation	(1,611,114)	(1,364,424)	(2,046,524)	(246,690)	(18%)
Insurance	(183,304)	(192,906)	(192,905)	9,602	5%
Interest Expense	(230,800)	(175,666)	(340,818)	(55,134)	(31%)
Utility Costs	(194,561)	(332,843)	(318,486)	138,282	42%
Other Expenses	(614,044)	(666,070)	(951,394)	52,026	8%
<b>Total Operating Expenditure</b>	<b>(7,914,971)</b>	<b>(8,056,637)</b>	<b>(11,889,511)</b>	<b>141,666</b>	<b>2%</b>
Grants/Contributions - Non Operating	124,979	0	0	124,979	
Profit on Asset Disposals	13,564	7,900,000	7,900,000	(7,886,436)	100%
Loss on Asset Disposals	(17,816)	0	0	(17,816)	
<b>NET PROFIT OR LOSS</b>	<b>2,919,915</b>	<b>10,422,931</b>	<b>7,443,324</b>	<b>(7,503,016)</b>	<b>(72%)</b>

# TOWN OF COTTESLOE

## STATEMENT OF FINANCIAL POSITION

FOR THE PERIOD 1 JULY 2014 TO 28 FEBRUARY 2015

		2014-2015 YTD Actual	2013-2014 YTD Actual	2013-2014 Actual
<b>CURRENT ASSETS</b>				
Receivables				
	Rates	1,187,503	1,115,120	65,905
	Sundry Debtors	115,267	49,450	166,682
	Accrued Income	19,671	44,896	7,057
	Self Supporting Loans	11,331	23,213	35,237
	Other	0	20	0
Prepayments	Prepaid Expenses	0	0	31,214
Inventories	Inventories	41,624	41,524	41,624
Cash Assets				
	Municipal Account	276,011	40,924	115,740
	Till Floats	700	700	700
	Investment Account	587,068	607,470	355,468
	Term Investments	3,189,552	3,305,756	1,245,168
	Restricted - Reserves	1,206,606	1,134,383	1,182,945
	Restricted - Trust	709,070	599,346	651,814
		<b>7,344,403</b>	<b>6,962,802</b>	<b>3,899,554</b>
<b>TOTAL CURRENT ASSETS</b>				
<b>CURRENT LIABILITIES</b>				
Payables		760,721	602,292	120,377
Payable Trust		729,131	660,700	672,250
Accrued Expenses		635,342	442,798	695,840
Interest Bearing Liabilities		178,990	181,419	365,759
Provisions		684,940	628,323	683,621
		<b>2,989,124</b>	<b>2,515,532</b>	<b>2,537,847</b>
<b>TOTAL CURRENT LIABILITIES</b>				
<b>NON CURRENT ASSETS</b>				
Receivables				
	Deferred Rates & ESL	185,294	177,114	194,999
	Self Supporting Loans	256,620	291,857	256,620
	Sundry Debtors - Loans	54,777	0	0
Property Plant and Equipment				
	Furniture and Equipment	432,191	415,122	521,648
	Land and Buildings	45,426,218	14,641,899	45,535,947
	Plant and Equipment	692,278	717,041	672,185
	Equity Investments	1,034,684	1,055,826	1,034,684
Infrastructure				
	Roads	6,346,103	6,506,422	6,550,270
	Car Parks	786,302	767,638	759,019
	Footpaths	2,089,307	1,964,131	2,125,678
	Drainage	3,512,169	3,383,711	3,541,032
	Parks and Reserves	171,469	148,827	160,334
	Miscellaneous	825,613	653,340	820,600
	Street Furniture	510,941	336,484	319,535
	Right of Ways	323,496	233,115	263,748
	Irrigation	274,975	269,718	283,114
		<b>62,922,437</b>	<b>31,562,245</b>	<b>63,039,413</b>
<b>TOTAL NON CURRENT ASSETS</b>				

# TOWN OF COTTESLOE

## STATEMENT OF FINANCIAL POSITION

FOR THE PERIOD 1 JULY 2014 TO 28 FEBRUARY 2015

	2014-2015 YTD Actual	2013-2014 YTD Actual	2013-2014 Actual
<b>NON CURRENT LIABILITIES</b>			
Interest Bearing Liabilities	5,147,371	5,513,130	5,147,371
Provisions	26,842	69,508	70,161
<b>TOTAL NON CURRENT LIABILITIES</b>	<b>5,174,213</b>	<b>5,582,638</b>	<b>5,217,532</b>
<b>NET ASSETS</b>	<b>62,103,503</b>	<b>30,426,877</b>	<b>59,183,588</b>
<b>EQUITY</b>			
Reserves - Cash Backed	1,206,605	1,134,383	1,182,945
Reserves - Asset Revaluation	29,047,860	239,554	29,047,860
Retained Surplus	31,849,038	29,052,940	28,952,783
<b>TOTAL EQUITY</b>	<b>62,103,503</b>	<b>30,426,877</b>	<b>59,183,588</b>
<b>RESERVES - CASH BACKED</b>			
Opening Balance	1,182,945	1,297,388	1,370,269
Transfer to Reserves	23,660	44,318	73,315
Transfer from Reserves	0	(207,323)	(260,639)
<b>TOTAL RESERVES - CASH BACKED</b>	<b>1,206,605</b>	<b>1,134,383</b>	<b>1,182,945</b>
<b>RESERVES - ASSET REVALUATION</b>			
Opening Balance	29,047,860	239,554	29,047,860
<b>TOTAL RESERVES - ASSET REVALUATION</b>	<b>29,047,860</b>	<b>239,554</b>	<b>29,047,860</b>
<b>RETAINED SURPLUS</b>			
Opening Balance	28,952,783	25,776,737	28,229,763
Change in Net Assets from Operations	2,919,915	3,113,198	535,696
Transfer from Reserve	0	207,323	260,639
Transfer to Reserve	(23,660)	(44,318)	(73,315)
<b>TOTAL RETAINED SURPLUS</b>	<b>31,849,038</b>	<b>29,052,940</b>	<b>28,952,783</b>
<b>TOTAL EQUITY</b>	<b>62,103,503</b>	<b>30,426,877</b>	<b>59,183,588</b>

## TOWN OF COTTESLOE

### SURPLUS/(DEFICIT) ANALYSIS

FOR THE PERIOD 1 JULY 2014 TO 28 FEBRUARY 2015

	YTD Actual \$	2014 \$
<b>Surplus/(Deficit)</b>	4,001,272	1,192,903
<b><u>Comprises:</u></b>		
Cash - Unrestricted	4,033,270	1,641,641
Cash - Restricted	1,206,606	1,237,945
Rates - Current	1,187,503	69,230
Sundry Debtors	115,267	166,690
Accrued Income	19,671	7,057
Prepayments	0	31,214
GST Receivable	0	50,745
Loans - Clubs	11,331	35,237
Other Tax Debtors	0	512
Inventories		
- History Books	41,624	41,624
- Land Held for Resale	0	156,175
<b>Less:</b>		
Sundry Creditors	(760,720)	(103,312)
Accrued Expenses	(444,132)	(482,681)
Accrued Interest on Debentures	(152,829)	(97,489)
Accrued Salaries and Wages	(42,108)	(118,994)
Other Tax Liabilities	0	(68,334)
Current Employee Benefits Provision	(684,940)	(683,621)
Loans	(178,990)	(365,759)
Other	3,726	0
<b>Net Current Assets</b>	<b>4,355,279</b>	<b>1,517,880</b>
<b>Less:</b>		
Reserves - Restricted Cash	(1,206,606)	(1,182,945)
Land Held for Resale	0	(156,175)
Loans - Clubs	(11,331)	(35,237)
<b>Add:</b>		
Loans	178,990	365,759
Current Employee Benefits Provision	684,940	683,621
<b>Surplus/(Deficit)</b>	<b>4,001,272</b>	<b>1,192,903</b>



TOWN OF COTTESLOE

STATEMENT OF FINANCIAL ACTIVITY - VARIANCE ANALYSIS  
FOR THE PERIOD ENDED 1 JULY 2014 TO 28 FEBRUARY 2015

Note 2. VARIANCES (Report on material variances from the Statement of Financial Activity).  
(Material variances are deemed to be greater than 15% or \$25,000)

OPERATING REVENUE

<u>Program/Nature &amp; Type</u>	<u>YTD Actual</u> \$	<u>YTD Budget</u> \$	<u>Variance</u> \$	<u>Variance</u> %	<u>Impact of Variation</u>	<u>Main Factors</u> \$	<u>Manager</u>	<u>Officer</u>	<u>Main Factors Influencing Variance</u>
Governance	66,998	50,808	16,190	32%	Timing	14,732	FM	FM	Timing of reimbursements
Law, Order & Public Safety	27,655	16,680	10,975	66%	Extra revenue	10,655	FM	FM	Increased revenue from registration fees
Education & Welfare	37,589	18,379	19,210	105%	Timing	19,207	FM	FM	Timing of lease reimbursements
Recreation & Culture	305,927	146,206	159,721	109%	Extra revenue matched with extra expenditure	49,797	MCCS	MCCS	Contribution towards structural works
Transport	542,857	621,204	(78,347)	(13%)	Reduced revenue with extra expenditure	97,696	MCCS	MCCS	Timing of lease reimbursements
					Carry forward from prior period	(174,650)	MCCS	SR	Reduced revenue from parking
Economic Services	87,420	116,552	(29,132)	(25%)	Reduced revenue	18,182	MCCS	MCCS	Contribution towards the new Depot storage bays
Other Property & Services	4,850	7,900,400	(7,895,550)	(100%)	Timing	57,000	MES	MES	Grant funding from 2013/2014
						(26,344)	MDS	BS	Reduction in building licence application fees
						(7,895,550)	FM	FM	Delays in disposing of property

TOWN OF COTTESLOE

STATEMENT OF FINANCIAL ACTIVITY - VARIANCE ANALYSIS  
FOR THE PERIOD ENDED 1 JULY 2014 TO 28 FEBRUARY 2015

Note 2. VARIANCES (Report on material variances from the Statement of Financial Activity).

OPERATING EXPENDITURE

<u>Program/Nature &amp; Type</u>	<u>YTD Actual</u> \$	<u>YTD Budget</u> \$	<u>Variance</u> \$	<u>Variance</u> %	<u>Impact of Variation</u>	<u>Main Factors</u> \$	<u>Manager</u>	<u>Officer</u>	<u>Main Factors Influencing Variance</u>
Governance	(482,707)	(561,735)	79,028	14%	Timing/Possible reduced expenditure	59,711	FM	FM	Timing of Contractor expenditure
					Reduced expenditure	36,887	FM	FM	Reduced expenditure on training
					Reduced expenditure	20,441	FM	FM	Reduced expenditure on recruitment
Health	(132,475)	(162,645)	30,170	19%	Timing/Possible reduced expenditure	9,172	FM	FM	Reduced employee costs
					Timing	5,220	FM	FM	Timing of contractor expenditure
Education & Welfare	(227,384)	(152,160)	(75,224)	(49%)	Depreciation - Non Cash	(61,349)	FM	FM	Increased depreciation costs
Community Amenities	(2,118,227)	(2,265,872)	147,645	7%	Timing/Possible reduced expenditure	71,896	MDS	PEHO	Timing, possible saving of waste contractors
					Mainly Timing	52,029	MDS	SO	Timing of sustainability expenditures
Recreation & Culture	(2,394,681)	(2,227,196)	(167,485)	(8%)	Depreciation - Non Cash	(154,423)	FM	FM	Increased depreciation costs
Transport	(2,066,960)	(2,002,075)	(64,885)	(3%)	Increased expenditure offset by reductions elsewhere	(99,165)	FM	FM	Increased expenditure on street tree maintenance partial caused by increased overhead allocations due to staff changeover and payment of accrued entitlements.
Economic Services	(249,484)	(313,966)	64,482	21%	Timing/Possible reduced expenditure	59,230	MDS	BS	Timing of contractor expenses
Other Property & Services	83,890	0	83,890	0%	Timing	83,890	FM	FM	Timing of allocations

TOWN OF COTTESLOE

STATEMENT OF FINANCIAL ACTIVITY - VARIANCE ANALYSIS  
FOR THE PERIOD ENDED 1 JULY 2014 TO 28 FEBRUARY 2015

Note 2. VARIANCES (Report on material variances from the Statement of Financial Activity).

NON CASH TRANSACTIONS

<u>Program/Nature &amp; Type</u>	<u>YTD Actual</u>	<u>YTD Budget</u>	<u>Variance</u>	<u>Variance</u>	<u>Impact of Variation</u>	<u>Main Factors</u>	<u>Manager</u>	<u>Officer</u>	<u>Main Factors Influencing Variance</u>
	\$	\$	\$	%					
(Profit)/Loss on Asset Disposal	4,251	(7,900,000)	7,904,251	(100%)	Timing	7,900,000	FM	FM	Delays in disposing of property
Movement in Non Current Receivables	(45,072)	-	(45,072)		Non cash adjustments	(45,072)	FM	FM	Movements in non current receivables
Movement in Employee Provisions	(42,000)	-	(42,000)		Non cash adjustments	(42,000)	FM	FM	Movements in employee entitlements
Depreciation	1,611,114	1,364,424	246,690	18%	Depreciation - Non Cash	246,690	FM	FM	Increased depreciation charges due to revaluation of buildings

TOWN OF COTTESLOE

STATEMENT OF FINANCIAL ACTIVITY - VARIANCE ANALYSIS  
FOR THE PERIOD ENDED 1 JULY 2014 TO 28 FEBRUARY 2015

Note 2. VARIANCES (Report on material variances from the Statement of Financial Activity)

CAPITAL EXPENDITURE AND INCOME

	<u>YTD Actual</u> \$	<u>YTD Budget</u> \$	<u>Variance</u> \$	<u>Variance</u> %	<u>Impact of Variation</u>	<u>Main Factors</u> \$	<u>Manager</u>	<u>Officer</u>	<u>Main Factors Influencing Variance</u>
- Furniture & Equipment	(9,000)	(24,436)	15,436	63%	Timing	15,436	FM	FM	Timing of expenditure
- Land & Buildings	(403,494)	(187,012)	(216,482)	(116%)	Additional expenditure part funded by third party Additional expenditure Timing Timing	(99,595) (233,194) 53,432 67,994	MCCS MES MES MES	FM MES MES MES	Remedial works to Sea View Golf Club Building Site development costs at the former Depot site Timing of works to the Lessor Hall Timing of Civic Centre restoration works
- Plant & Equipment	(275,558)	(303,800)	28,242	9%	Reduced expenditure partly offset by reduced income	36,000	MES	FM	Reduced expenditure on vehicles
- Infrastructure Roads	(290,326)	-	(290,326)		Timing	(290,326)	MES	FM	Timing of expenditure
- Infrastructure Car Parks	(49,358)	-	(49,358)		Extra expenditure to be part funded by third party	(49,358)	MES	FM	Car park construction works at Sea View Golf Club
- Infrastructure Footpaths	(102,166)	-	(102,166)		Timing	(102,166)	MES	FM	Timing of expenditure
- Infrastructure Drainage	(43,319)	(13,427)	(29,892)	(223%)	Additional expenditure	(29,892)	MES	WS	Additional expenditure

TOWN OF COTTESLOE

STATEMENT OF FINANCIAL ACTIVITY - VARIANCE ANALYSIS  
FOR THE PERIOD ENDED 1 JULY 2014 TO 28 FEBRUARY 2015

Note 2. VARIANCES (Report on material variances from the Statement of Financial Activity)

CAPITAL EXPENDITURE AND INCOME (Continued)

	<u>YTD Actual</u>	<u>YTD Budget</u>	<u>Variance</u>	<u>Variance</u>	<u>Impact of Variation</u>	<u>Main Factors</u>	<u>Manager</u>	<u>Officer</u>	<u>Main Factors Influencing Variance</u>
	\$	\$	\$	%		\$			
- Infrastructure Miscellaneous	(46,957)	-	(46,957)		Extra expenditure	41,443	MES	MES	Extra expenditure to move the storage bays from the former Depot site to sea view golf course
- Infrastructure Street Furniture	(217,914)	(306,656)	88,742	29%	Timing	88,742	MES	FM	Timing of expenditure
- Infrastructure Right Of Ways	(66,690)	0	(66,690)		Timing	(66,690)	MES	FM	Timing of expenditure
- Infrastructure Irrigation	(6,054)	(22,176)	16,122	73%	Timing	16,122	MES	FM	Timing of expenditure

CAPITAL, NON CASH & RESERVE TRANSFERS (Cont'd)

	<u>Variance</u>	<u>Variance</u>	<u>Explanation</u>	<u>Manager</u>	<u>Officer</u>	<u>Main Factors Influencing Variance</u>			
	\$	%							
- Proceeds from Disposal of Assets	95,565	8,214,930	(8,119,365)	99%	Timing	(8,119,365)	MES	FM	Timing of disposals
<u>RESERVE TRANSFERS</u>									
- Transfers from Reserves	0	5,000	(5,000)	100%	Timing	(5,000)	FM	FM	Timing of transfers from reserves
- Transfer to Reserves	(23,660)	(8,343,761)	8,320,101	100%	Reduced transfer to reserves	8,320,101	MES	FM	Reduction in transfer to reserves due to the delays in sale of property

TOWN OF COTTESLOE

LIST OF ACCOUNTS PAID DURING FEBRUARY 2015 AND PRESENTED TO A MEETING OF THE WORKS & CORPORATE SERVICES COMMITTEE HELD ON 17 MARCH 2015

CERTIFICATE OF CHIEF EXECUTIVE OFFICER



<u>Date</u>	<u>Payment Reference</u>	<u>Payee</u>	<u>Description</u>	<u>Amount</u>
2/02/2015	00025225	Colonial First State Rollover	Superannuation contributions	\$ 218.61
2/02/2015	00025226	HESTA Super Fund	Superannuation contributions	\$ 55.60
2/02/2015	00025227	ING DIRECT Superannuation Fund	Superannuation contributions	\$ 187.15
2/02/2015	00025228	Suncorp Portfolio Services Ltd	Superannuation contributions	\$ 87.16
2/02/2015	00025229	WA Super	Superannuation contributions	\$ 16,350.24
3/02/2015	00025230	Town of Cottesloe	Reimbursement of planning application	\$ 341.00
3/02/2015	00025231	K Hepworth	Bond refund	\$ 1,000.00
3/02/2015	00025232	J Nielsen	Bond and key deposit refund	\$ 140.00
3/02/2015	00025233	S Kavanagh	Bond refund	\$ 1,500.00
3/02/2015	00025234	Mercedes Group Pty Ltd	Bond refund	\$ 1,000.00
3/02/2015	00025235	Mercedes Group Pty Ltd	Bond refund	\$ 1,000.00
3/02/2015	00025236	Mercedes Group Pty Ltd	Bond refund	\$ 1,000.00
3/02/2015	00025237	Bellcourt Strata Management	Crossover repair contribution	\$ 2,500.00
3/02/2015	00025238	Dept of Transport	Jetty licence application	\$ 82.65
3/02/2015	00025239	Napoleon Street Newsagency	Supplies for Australia Day 2015	\$ 14.95
3/02/2015	00025240	Synergy	Charges for various sites from 12 Nov 14	\$ 6,902.22
3/02/2015	00025241	Water Corporation	Beach shower facilities Marine Pde from	\$ 65.02
10/02/2015	00025242	Allinta	Gas usage	\$ 45.55
10/02/2015	00025243	Landgate	Land enquiry - Dec 14	\$ 72.00
10/02/2015	00025244	Smart Parking Ltd	Data and maintenance fee for Jan 15	\$ 2,727.00
10/02/2015	00025245	Telstra Corporation Limited	Mobile device charges	\$ 1,503.20
10/02/2015	00025246	S Magee	Bond refund	\$ 1,000.00
10/02/2015	00025247	L S Kennedy	BSL refund	\$ 135.00

<u>Date</u>	<u>Payment Reference</u>	<u>Payee</u>	<u>Description</u>	<u>Amount</u>
10/02/2015	00025248	Minchin & Sims Pty Ltd	Cancelled Building Application	\$ 250.00
10/02/2015	00025249	JFK Construction Pty Ltd	Cancelled Building Application	\$ 1,793.41
10/02/2015	00025250	L S Kennedy	Bond refund	\$ 1,000.00
17/02/2015	00025251	BCITF	BCITF Levies January 2015	\$ 9,466.72
17/02/2015	00025252	Building Commission	BSL Levies January 2015	\$ 2,032.32
17/02/2015	00025253	Fines Enforcement Registry	Fines Enforcement Registry fees for unpaid infringements	\$ 1,817.40
17/02/2015	00025254	Peter O'Dea	Line marking	\$ 295.00
17/02/2015	00025255	C J & M D Lalor	Overpayment refund	\$ 358.92
17/02/2015	00025256	J G Davies	Overpayment refund	\$ 680.43
17/02/2015	00025257	Suzanne Burrows	Refund	\$ 570.00
17/02/2015	00025258	Dana Barrett	Reimbursement	\$ 100.00
17/02/2015	00025259	Vision West Construction	Bond refund	\$ 1,000.00
17/02/2015	00025260	C S B Watters	Overpayment refund	\$ 1,295.66
17/02/2015	00025261	P G Hilditch	Key deposit and bond refund	\$ 140.00
17/02/2015	00025262	Colonial First State Rollover	Superannuation contributions	\$ 218.62
17/02/2015	00025263	HESTA Super Fund	Superannuation contributions	\$ 27.80
17/02/2015	00025264	ING DIRECT Superannuation Fund	Superannuation contributions	\$ 102.14
17/02/2015	00025265	Suncorp Portfolio Services Ltd	Superannuation contributions	\$ 92.61
17/02/2015	00025266	WA Super	Superannuation contributions	\$ 16,379.49
24/02/2015	00025267	City of Nedlands	Additional funding for WC-LEMC exercise	\$ 250.00
24/02/2015	00025268	Jason Sign Makers	Timber touted signs	\$ 1,188.00
24/02/2015	00025269	Landgate - VGO	Fortnightly valuations 20 Dec 14 - 2 Jan 15	\$ 91.62
24/02/2015	00025270	Smart Parking Ltd	Data and maintenance fee - Feb 15	\$ 2,727.00
24/02/2015	00025271	Synergy	Streetlight tariff charge 25 Dec 14 - 24 Jan 15	\$ 11,037.15
24/02/2015	00025272	J A Norgard	Bond refund	\$ 1,000.00
24/02/2015	00025273	R T Hadley	Bond refund	\$ 1,000.00
24/02/2015	00025274	Jennifer Gordon	Key deposit and bond refund	\$ 140.00
24/02/2015	00025275	A F & H Shoobridge	Overpayment refund	\$ 772.89
24/02/2015	00025276	S L WAN	Bond and key deposit refund	\$ 140.00
24/02/2015	00025277	Carmen Armstrong	Overpayment refund	\$ 1,947.61
24/02/2015	00025278	R Greble	Bond refund	\$ 100.00
3/02/2015	839.1774	Express Salary Packaging Pty Ltd	Payroll deduction	\$ 866.35
3/02/2015	839.3	Department of Human Services	Payroll deduction	\$ 214.80
3/02/2015	839.5	LGRCEU	Payroll deduction	\$ 155.20
3/02/2015	840.105	Active Transport & Tilt Tray Service	Towed abandoned vehicle	\$ 121.00
3/02/2015	840.1135	Lamp Replacements Australia Pty Ltd	3x18W & 6x24W globes	\$ 62.70
3/02/2015	840.1230	Temptation Catering	Catering services	\$ 1,273.00
3/02/2015	840.1582	Snap Claremont	Plan printing	\$ 95.75
3/02/2015	840.1583	Information Proficiency	IM & ICT support program 28 Dec 14 - 10	\$ 144.38
3/02/2015	840.1588	Proplane	Kerb profiling - Congdon St	\$ 10,329.00

<u>Date</u>	<u>Payment Reference</u>	<u>Payee</u>	<u>Description</u>	<u>Amount</u>
3/02/2015	840.1591	Labourforce Impex Personnel Pty Ltd	Temporary depot staff	\$ 1,290.86
3/02/2015	840.1653	Chamberlain Dean Pty Ltd	Temporary depot staff	\$ 708.94
3/02/2015	840.1712	Direct Commercial Supplies	30 boxes of jumbo toilet rolls	\$ 1,122.00
3/02/2015	840.1723	Perthwaste Green Recycling	Domestic and commercial waste collection - Dec 14 and State government landfill tax levy 1 Jan - 31 Dec 15	\$ 70,666.45
3/02/2015	840.1794	Express Salary Packaging Pty Ltd	GST on lease vehicle	\$ 54.08
3/02/2015	840.29	Fuji Xerox Australia Pty Ltd	Photocopying charges	\$ 571.41
3/02/2015	840.35	Cottesloe IGA	Milk and supplies	\$ 118.56
3/02/2015	840.37	Staples Australia Pty Ltd	Stationery order	\$ 700.42
3/02/2015	840.38	Veolia Environmental Services	Remove waste from depot hook bin	\$ 571.19
3/02/2015	840.510	Complete Pest Management Services	Monthly rodent treatment	\$ 300.00
3/02/2015	840.540	Kerb Doctor	Installation of semi-mountable kerb Congdon St	\$ 17,402.22
3/02/2015	840.645	Cobblestone Concrete	Installation of footpath Lyons St	\$ 18,196.05
3/02/2015	840.656	Surf Life Saving Western Australia	Lifeguard contract	\$ 30,344.28
3/02/2015	840.764	Pitney Bowes Australia Pty Ltd	Lease fee on folding machine Jan - Mar 15	\$ 1,787.50
3/02/2015	840.77	Galvins Plumbing Supplies	Flexi hose	\$ 6.39
3/02/2015	840.85	Western Metropolitan Regional Council	Transfer station waste disposal	\$ 12,102.95
3/02/2015	840.94	Insight CCS Pty Ltd	Answering service	\$ 796.60
3/02/2015	840.988	Securex Pty Ltd	Repairs to entrance door	\$ 470.00
3/02/2015	841.98000	Australian Taxation Office	Business Activity Statement	\$ 19,284.97
3/02/2015	842.1098	National Australia Bank Business Visa	Monthly credit card fee	\$ 9.00
10/02/2015	843.1042	Recall Information Management Pty Ltd	Secure bin shredding from 20 Dec 14 - 23 Jan 15	\$ 85.47
10/02/2015	843.1093	DORMA Australia Pty Ltd	Diagnose lock setting on automatic door - admin building	\$ 324.50
10/02/2015	843.1099	O'Connor Lawnmower & Chainsaw Centre	Service/repair Stihl edger	\$ 231.60
10/02/2015	843.1131	Globe Australia Pty Ltd	Application of Primo Maxx to various parks	\$ 1,116.50
10/02/2015	843.1185	Waterlogic Australia Pty Ltd	Quarterly maintenance on water dispenser from 1 Feb - 30 Apr 15	\$ 198.00
10/02/2015	843.1200	Adams Coachlines	Cott Cat shuttle service - Jan 15	\$ 8,136.70
10/02/2015	843.122	Jackson McDonald Lawyers	Legal advice	\$ 1,318.89
10/02/2015	843.1245	Nu-Trac Rural Contracting	Beach cleaning - Jan 15	\$ 10,684.00
10/02/2015	843.146	Bring Couriers	Courier service	\$ 39.05
10/02/2015	843.1473	Eco Resources Pty Ltd	Waste disposal fees	\$ 3,751.00
10/02/2015	843.1576	Edinger Real Estate	Monthly lease fee for Stack St depot - Mar 15	\$ 16,840.19
10/02/2015	843.1582	Snap Claremont	Plan printing	\$ 25.00
10/02/2015	843.1583	Information Proficiency	Trim support from 11-24 Jan 15	\$ 508.75
10/02/2015	843.1591	Labourforce Impex Personnel Pty Ltd	Temporary depot staff w/e 1 Feb 15	\$ 1,341.82
10/02/2015	843.16	Presswise Publications	2013/2014 Annual Report Summary publication	\$ 4,840.00
10/02/2015	843.1653	Chamberlain Dean Pty Ltd	Temporary depot staff w/e 30 Jan 15	\$ 365.21
10/02/2015	843.1694	B & B Waste Contractors Pty Ltd	Distribution of Annual Report 2013/2014	\$ 1,878.53
10/02/2015	843.1742	On Site Rentals Pty Ltd	Portaloos hire over Christmas and New Year	\$ 2,475.00
10/02/2015	843.181	JR & A Hersey Pty Ltd	60 bundles of domed top pine bollards	\$ 2,017.40
10/02/2015	843.1841	BMT Oceanica PTY LTD	Coastal monitoring professional services	\$ 1,510.30



<u>Date</u>	<u>Payment Reference</u>	<u>Payee</u>	<u>Description</u>	<u>Amount</u>
10/02/2015	843.1864	Outback Eden Landscaping	Skid steer hire - access tracks	\$ 264.00
10/02/2015	843.1867	T H Hawthorne	Reimbursement	\$ 62.40
10/02/2015	843.19	McLeods Barristers & Solicitors	Legal services	\$ 3,534.62
10/02/2015	843.197	Holcim (Australia) Pty Ltd	Concrete for footpath repairs	\$ 847.88
10/02/2015	843.20	Hillmack Sales (Australia) Pty Ltd	Concrete for footpath repairs - John St	\$ 362.00
10/02/2015	843.201	Environmental Printing Company	4200x2013/2014 Annual Reports	\$ 5,731.00
10/02/2015	843.205	Cottesloe News Delivery	Daily newspapers delivered to Civic Centre from 21 Dec 14 - 17 Jan 15	\$ 58.80
10/02/2015	843.32	D Derwin	Reimbursement	\$ 135.85
10/02/2015	843.33	Cottesloe Medical Centre	Pre-employment medical	\$ 165.00
10/02/2015	843.35	Cottesloe IGA	Milk supplies	\$ 20.36
10/02/2015	843.38	Veolia Environmental Services	Monthly site charge - depot hook bin	\$ 82.50
10/02/2015	843.524	MetroCount	Road cleats, road nails and bitumen road	\$ 548.90
10/02/2015	843.526	Zipform Pty Ltd	Final rate notices 2015	\$ 1,167.13
10/02/2015	843.544	B M Pember	Consultancy services	\$ 2,002.00
10/02/2015	843.62	Bunnings Group Ltd	Hardware supplies	\$ 213.84
10/02/2015	843.645	Cobblestone Concrete	Installation of footpath - Elizabeth St	\$ 15,887.81
10/02/2015	843.661	T-Quip	Replacement sweeper brushes 1EQA068	\$ 466.55
10/02/2015	843.79	Perth Irrigation Centre	Irrigation hardware supplies	\$ 524.61
10/02/2015	843.84	West Australian Local Government Association	Customer Services & Complaint handling course	\$ 522.50
10/02/2015	843.87	Repro	2 replacement trailer plugs	\$ 17.93
10/02/2015	843.89	Major Motors Pty Ltd	Service 3T 1ERL767	\$ 166.65
10/02/2015	843.91	Claremont Asphalt	Asphalt work McNamara Way and asphalt repair work at North Cottesloe Primary School	\$ 1,320.00
17/02/2015	844.1774	Express Salary Packaging Pty Ltd	Payroll deduction	\$ 866.35
17/02/2015	844.3	Department of Human Services	Payroll deduction	\$ 214.80
17/02/2015	844.5	LGRCEU	Payroll deduction	\$ 155.20
17/02/2015	845.1099	O'Connor Lawnmower & Chainsaw Centre	Replaced drive shaft for attachment	\$ 94.60
17/02/2015	845.1133	Lock, Stock & Farrell Locksmith Pty	Maintenance, replacement locks and keys	\$ 780.55
17/02/2015	845.114	Creation Landscape Supplies	Landscape mix	\$ 396.00
17/02/2015	845.1200	Adams Coachlines	Cott Cat second bus service 26 Jan 15	\$ 1,273.65
17/02/2015	845.1239	One Fire Group	Fire indicator panel quarterly inspection from 10 Jan - 9Apr 15	\$ 302.50
17/02/2015	845.1262	The Framing House	Five Australia Day Award certificates to be framed	\$ 600.00
17/02/2015	845.1424	Sadleirs Packaging	3 Rolls of jumbo sweeper bags	\$ 419.10
17/02/2015	845.1582	Snap Claremont	Plan printing	\$ 41.50
17/02/2015	845.1591	Labourforce Impex Personnel Pty Ltd	Temporary depot staff w/e 8 Feb 15	\$ 1,314.63
17/02/2015	845.16	Presswork Publications	Civic Centre News - Post Newspaper 31 Jan 15	\$ 1,155.00
17/02/2015	845.1742	On Site Rentals Pty Ltd	3 portable toilets hire and cleaning	\$ 528.00
17/02/2015	845.1794	Express Salary Packaging Pty Ltd	GST fee on lease vehicle	\$ 54.08
17/02/2015	845.1802	Olympic Civil Engineering	Removal of rubble/waste from Seaview depot	\$ 2,244.00
17/02/2015	845.1812	A J Lemonnier	Reimbursement	\$ 104.51
17/02/2015	845.1861	Unisite	Reviva refill station - outdoor street/parks furniture	\$ 2,646.60

<u>Date</u>	<u>Payment Reference</u>	<u>Payee</u>	<u>Description</u>	<u>Amount</u>
17/02/2015	845.1869	Half Price Lattice	Custom made lattice panels with S/S fixings	\$ 608.00
17/02/2015	845.188	Bob Jane T-Mart	Repair ride on mower trailer	\$ 99.00
17/02/2015	845.198	Australian Institute of Management	Training course	\$ 520.00
17/02/2015	845.217	Blackwood & Sons	4x4 file holder	\$ 435.20
17/02/2015	845.222	W Richards	Reimbursement	\$ 300.00
17/02/2015	845.37	Staples Australia Pty Ltd	Hardware supplies	\$ 625.36
17/02/2015	845.44	UHY Haines Norton Chartered Accountants	Audit services	\$ 550.00
17/02/2015	845.504	L & L Design Services	Revised disability access ramp Marine Pde	\$ 1,587.00
17/02/2015	845.55	Shire of Peppermint Grove	Quarterly contribution Jan - Mar 15	\$ 162,658.10
17/02/2015	845.62	Bunnings Group Ltd	Hardware supplies	\$ 139.23
17/02/2015	845.651	E & MJ Roshier Pty Ltd	2 Smooth care tyres ride on mower	\$ 215.15
17/02/2015	845.674	Gronbek Security	2 keys	\$ 48.52
17/02/2015	845.79	Perth Irrigation Centre	Irrigation hardware supplies	\$ 647.66
17/02/2015	845.85	Western Metropolitan Regional Council	Transfer station waste disposal	\$ 24,781.76
17/02/2015	845.88	Managed IT Pty Ltd	Monthly billing	\$ 9,523.56
17/02/2015	845.91	Claremont Asphalt	Completion of ROW 56 Jarrad/Rosser	\$ 12,523.50
17/02/2015	845.998	Road Signs Australia Pty Ltd	15 x 3P parking signs	\$ 264.00
17/02/2015	846.1721	Business Fuel Cards Pty Ltd	Fuel for fleet vehicles - Jan 15	\$ 6,896.67
24/02/2015	847.1081	Envirocare Systems Pty Ltd	Bucket of greenheart waterless urinal pucks	\$ 326.70
24/02/2015	847.1131	Globe Australia Pty Ltd	Parks maintenance	\$ 2,349.60
24/02/2015	847.1133	Lock, Stock & Farrell Locksmith Pty	Supplied locks and keys for Stack St depot	\$ 1,091.80
24/02/2015	847.1138	Kalamunda Fencing & Gate-makers	Supply/install steel frames and gates - air conditioning enclosure	\$ 5,445.00
24/02/2015	847.1178	Leeuwin Ocean Adventure Foundation	7 day Leeuwin voyage voucher - Australia Day Youth Award 2015	\$ 1,980.00
24/02/2015	847.1182	Raffaello Automotive Services	Service 1EIK730 and 1DWA165	\$ 1,594.50
24/02/2015	847.1230	Temptation Catering	Catering services	\$ 1,167.00
24/02/2015	847.125	Fremantle Glass Pty Ltd	Replaced cracked window - Lesser Hall	\$ 90.00
24/02/2015	847.132	Landfill Gas & Power Pty Ltd	Black power supply 1 Jan - 1 Feb 15	\$ 3,484.20
24/02/2015	847.1334	Down Under Stump Grinding Pty Ltd	Grind stumps various locations	\$ 583.00
24/02/2015	847.15	Poolegrave Engravers	2 Stainless steel plaques	\$ 418.00
24/02/2015	847.1591	Labourforce Impex Personnel Pty Ltd	Temporary depot staff w/e 15 Feb 15	\$ 1,677.28
24/02/2015	847.1614	Challenger Institute of Technology	Certificate III Horticulture enrolment	\$ 1,044.03
24/02/2015	847.1654	Any Envelopes	1000 Building/planning envelopes	\$ 3,140.50
24/02/2015	847.17	Post Newspaper Pty Ltd	Cottesloe page publication - 31 Jan 15	\$ 1,430.00
24/02/2015	847.172	Martins Trailer Parts Pty Ltd	Trailer clips	\$ 10.59
24/02/2015	847.1860	StraBe Group	10 bike racks	\$ 2,522.96
24/02/2015	847.1863	Perth Aquatic, Seed, & Ecological	Consultation fee - water filtration system John Curtin pond	\$ 110.00
24/02/2015	847.205	Cottesloe News Delivery	Daily papers delivered to Civic Centre 18 Jan - 14 Feb 15	\$ 58.80
24/02/2015	847.24	Iron Mountain Australia Pty Ltd	Offsite storage of records - Jan 15	\$ 160.51
24/02/2015	847.35	Cottesloe IGA	Milk supplies	\$ 36.52
24/02/2015	847.37	Staples Australia Pty Ltd	Stationery order	\$ 543.07

<u>Date</u>	<u>Payment Reference</u>	<u>Payee</u>	<u>Description</u>	<u>Amount</u>
24/02/2015	847.390	North Cottesloe Surf Life Saving Club	Final payment for life saving patrol tower	\$ 17,000.00
24/02/2015	847.49	Charles Service Company	Cleaning services - Jan 15	\$ 5,146.48
24/02/2015	847.514	Shine Community Services	Council contribution for the period 1 Jan - 30 Jun 15	\$ 30,232.40
24/02/2015	847.523	Local Government Managers Australia	LGMA Finance Professionals Conference 2015	\$ 1,190.00
24/02/2015	847.525	GC Sales (WA)	Rubbish bins, wheels, axles and lid pins	\$ 2,983.20
24/02/2015	847.608	Stewie Valentine Painting Service	Prepare/paint metal frame & lattice structure - air conditioner enclosure	\$ 1,281.50
24/02/2015	847.62	Bunnings Group Ltd	Hardware supplies and 7 Storage containers - Australia Day 15	\$ 447.81
24/02/2015	847.651	E & MJ Rosher Pty Ltd	Service ride on mowers	\$ 2,329.80
24/02/2015	847.759	Adshel Street Furniture Pty Ltd	Advertisement for the 2014/2015 Cott Cat	\$ 1,023.00
24/02/2015	847.79	Perth Irrigation Centre	Irrigation hardware supplies	\$ 268.10
24/02/2015	847.802	West Coast Shade	Repairs to shade sail - Beach St playground	\$ 605.00
24/02/2015	847.84	West Australian Local Government Association	Marketforce advertising - Jan 15	\$ 1,515.34
24/02/2015	847.85	Western Metropolitan Regional Council	Transfer station waste disposal	\$ 12,909.94
24/02/2015	847.851	Payroll Paper Solutions	Box of 500 A4 handseal payslips	\$ 95.00
24/02/2015	847.998	Road Signs Australia Pty Ltd	2 Street signs and 50 banding brackets	\$ 396.00
3/02/2015		Commonwealth Bank of Australia	Bank fees	\$ 438.52
11/02/2015		Town of Cottesloe Staff	Fortnightly payroll	\$ 87,957.80
16/02/2015		National Australia Bank	Bank fees	\$ 71.55
17/02/2015		National Australia Bank	Transfer to trust account	\$ 57,336.00
23/02/2015		National Australia Bank	Bank fees	\$ 81.23
25/02/2015		Town of Cottesloe Staff	Fortnightly payroll	\$ 87,197.63
27/02/2015		National Australia Bank	Bank fees	\$ 81.23
27/02/2015		National Australia Bank	Bank fees	\$ 234.50
27/02/2015		National Australia Bank	Bank fees	\$ 241.70
<b>Grand Total:</b>				<b>\$ 953,440.00</b>

Pursuant to Regulation of 13(4) of the local Government (Financial Management) Regulations the total of all other outstanding accounts for payment as at the date of this payment listing being prepared is \$760,721.03

I hereby certify that the above schedule of accounts totalling \$953,440.00 as submitted to the Works & Corporate Services Committee meeting held on 17 March 2015

Signed (Chairperson of the Works & Corporate Services Committee)

**TOWN OF COTTESLOE**  
**RESERVES - CASH BACKED INVESTMENTS**  
**FOR THE PERIOD ENDING 28 FEBRUARY 2015**

	2014-2015 ACTUAL \$	2014-2015 BUDGET \$
<b>1 Area Improvement</b>		
Purpose: To fund the cost of improving facilities within the Municipality.		
Opening Balance	34	-
Transfer to Reserves	-	-
Transfer from Reserves	-	-
	34	-
<b>2 Waste Management Reserve</b>		
Purpose: To fund the improvement, replacement and expansion of waste management plant, equipment, facilities and services.		
Opening Balance	-	10,053
Transfer to Reserves	-	2,627
Transfer from Reserves	-	-
Closing Balance	-	12,680
<b>3 Parking Reserve</b>		
Purpose: To set aside funds from developers for the development of parking facilities		
Opening Balance	10,024	14,845
Transfer to Reserves	216	520
Transfer from Reserves	-	-
Closing Balance	10,240	15,365
<b>4 Leave Reserve</b>		
Purpose: To set asides funds to assist with the funding of unexpected employee entitlements		
Opening Balance	175,249	174,514
Transfer to Reserves	3,771	6,108
Transfer from Reserves	-	-
Closing Balance	179,020	180,622
<b>5 Civic Centre Reserve</b>		
Purpose: To fund the cost of upgrading the civic centre.		
Opening Balance	342	1,410
Transfer to Reserves	7	42
Transfer from Reserves	-	(1,452)
Closing Balance	349	-
<b>6 Property Reserve</b>		
Purpose: To contribute towards future property construction/renewal.		
Opening Balance	378,993	310,441
Transfer to Reserves	8,156	13,410
Transfer from Reserves	-	-
Closing Balance	387,149	323,851

**TOWN OF COTTESLOE**  
**RESERVES - CASH BACKED INVESTMENTS**  
**FOR THE PERIOD ENDING 28 FEBRUARY 2015**

	2014-2015 ACTUAL \$	2014-2015 BUDGET \$
<b>7 Infrastructure Reserve</b>		
Purpose: To contribute towards future infrastructure construction/renewal.		
Opening Balance	298,439	349,114
Transfer to Reserves	6,422	12,219
Transfer from Reserves	-	-
Closing Balance	<u>304,861</u>	<u>361,333</u>
<b>8 Unspent Grants/Funds Reserve</b>		
Purpose: To account for unspent grants/funds at year end		
Opening Balance	258	-
Transfer to Reserves	6	-
Transfer from Reserves	-	-
Closing Balance	<u>264</u>	<u>-</u>
<b>9 Legal Reserve</b>		
Purpose: To provide funds to provide for legal expenses		
Opening Balance	65,481	65,211
Transfer to Reserves	1,409	2,282
Transfer from Reserves	-	-
Closing Balance	<u>66,890</u>	<u>67,493</u>
<b>10 Parking Facilities Reserve</b>		
Purpose: To provide funds to provide for parking facilities		
Opening Balance	150,303	151,132
Transfer to Reserves	3,234	5,290
Transfer from Reserves	-	-
Closing Balance	<u>153,537</u>	<u>156,422</u>
<b>11 Sustainability Reserve</b>		
Purpose: To fund new or enhance existing Sustainability initiatives within the Town of Cottesloe		
Opening Balance	20,382	19,782
Transfer to Reserves	439	8,192
Transfer from Reserves	-	(5,000)
Closing Balance	<u>20,821</u>	<u>22,974</u>
<b>11 Depot Funds Reserve</b>		
Purpose: To fund the improvement of infrastructure within the suburb of Cottesloe		
Opening Balance	-	-
Transfer to Reserves	-	8,310,000
Transfer from Reserves	-	-
Closing Balance	<u>-</u>	<u>8,310,000</u>
<b>Sub Total</b>	<u><u>1,123,164</u></u>	<u><u>9,450,740</u></u>

**TOWN OF COTTESLOE**  
**RESERVES - CASH BACKED INVESTMENTS**  
**FOR THE PERIOD ENDING 28 FEBRUARY 2015**

	2014-2015 ACTUAL \$	2014-2015 BUDGET \$
<b>12 Combined Library Reserve</b>		
Purpose: To fund improvements at the Library		
Opening Balance	83,441	-
Transfer to Reserves	-	-
Transfer from Reserves	-	-
	83,441	-
<b>TOTAL RESERVES</b>	<b>1,206,605</b>	<b>9,450,740</b>

# TOWN OF COTTESLOE

## INVESTMENTS

### SCHEDULE OF INVESTMENTS HELD AS AT 28 FEBRUARY 2015

BANK	RATE %	TERM	MATURITY DATE	MUNICIPAL INVESTMENTS	RESERVE FUND	COMMENTS
				\$	\$	
NATIONAL AUSTRALIA BANK	3.45%	91 DAYS	30-Mar-15	5,543.77		COTTESLOE PRIMARY SCHOOL
NATIONAL AUSTRALIA BANK	3.45%	91 DAYS	30-Mar-15	5,486.10		NORTH COTT PRIMARY SCHOOL
NATIONAL AUSTRALIA BANK	3.45%	90 DAYS	30-Mar-15	454,928.47		TERM INVESTMENT
WESTPAC	2.50%	45 DAYS	13-Apr-15	483,381.52		TERM INVESTMENT
BANKWEST	3.05%	60 DAYS	17-Apr-15	787,724.57		TERM INVESTMENT
NATIONAL AUSTRALIA BANK	3.15%	91 DAYS	12-May-15	508,605.21		TERM INVESTMENT
COMMONWEALTH BANK OF AUSTRALIA	3.35%	120 DAYS	24-Mar-15	483,882.08		TERM INVESTMENT
COMMONWEALTH BANK OF AUSTRALIA	3.43%	182 DAYS	3-Mar-15	460,000.00		TERM INVESTMENT
WESTPAC	3.43%	91 DAYS	30-Mar-15		78,722.91	RESERVE FUND INVESTMENTS
BANKWEST	3.40%	90 DAYS	17-Mar-15		157,868.30	RESERVE FUND INVESTMENTS
COMMONWEALTH BANK OF AUSTRALIA	3.31%	90 DAYS	28-Apr-15		510,709.31	RESERVE FUND INVESTMENTS
NATIONAL AUSTRALIA BANK	3.15%	90 DAYS	11-May-15		375,864.21	RESERVE FUND INVESTMENTS
<b>TOTAL</b>				<u>\$3,189,551.72</u>	<u>\$1,123,164.73</u>	

BANK	\$	%
NATIONAL AUSTRALIA BANK	\$1,350,427.76	31.31
WESTPAC BANKING CORPORATION	\$562,104.43	13.03
BANKWEST	\$945,592.87	21.93
COMMONWEALTH BANK OF AUSTRALIA	\$1,454,591.39	33.73
<b>TOTAL</b>	<b>\$4,312,716.45</b>	<b>100.00</b>

# TOWN OF COTTESLOE

## LOANS

### SCHEDULE OF LOANS HELD AS AT 28 FEBRUARY 2015

BANK	REF NO.	RATE %	PERIOD	MATURITY DATE	BALANCE OWING	LAST INSTALMENT DATE	NEXT INSTALMENT DATE	CURRENT LIABILITY	NON-CURRENT LIABILITY	COMMENTS
WA TREASURY	105	6.22%	15 YEARS	6-Oct-23	\$267,950.92	6-Oct-14	6-Apr-15	\$11,330.73	\$256,620.19	SEA VIEW GOLF CLUB
WA TREASURY	106	5.25%	10 YEARS	3-Apr-19	\$822,923.82	3-Oct-14	3-Apr-15	\$82,249.45	\$740,674.37	CAPITAL PROJECT - CIVIC CENTRE
WA TREASURY	107	6.51%	20 YEARS	16-Sep-29	\$4,235,486.78	16-Sep-14	16-Mar-15	\$85,409.63	\$4,150,077.15	CAPITAL PROJECT - JOINT LIBRARY
					<u>\$5,326,361.52</u>			<u>\$178,989.81</u>	<u>\$5,147,371.71</u>	
LOANS TO OTHER ENTITIES					\$267,950.92			\$11,330.73	\$256,620.19	
LOANS FOR TOC					\$5,058,410.60			\$167,659.08	\$4,890,751.52	
					<u>\$5,326,361.52</u>			<u>\$178,989.81</u>	<u>\$5,147,371.71</u>	



TOWN OF COTTESLOE

SUNDRY DEBTORS REPORT AS AT 28 FEBRUARY 2015

<u>Debtor Number</u>	<u>Nature Of Debt</u>	<u>3+ Months</u>	<u>2+ Months</u>	<u>1+ Month</u>	<u>Current</u>	<u>Balance</u>	<u>Status</u>
442	Health license fees	\$2,900.00	\$0.00	\$0.00	\$0.00	\$2,900.00	Debt recovery commenced
13	Waste collection charges	\$2,370.45	\$0.00	\$0.00	\$0.00	\$2,370.45	Debt recovery commenced
12	Waste collection charges	\$1,539.20	\$0.00	\$1,539.20	\$0.00	\$3,078.40	Statement sent
498	Reinstatement charges	\$1,311.20	\$0.00	\$0.00	\$0.00	\$1,311.20	Debt recovery commenced
440	Waste collection charges	\$1,249.30	\$0.00	\$1,249.30	\$0.00	\$2,498.60	Statement sent
43	Waste collection charges	\$1,099.28	\$637.43	\$1,099.28	\$1,815.24	\$4,651.23	Statement sent
293	Venue hire	\$950.00	\$0.00	\$0.00	\$0.00	\$950.00	Debt recovery commenced
479	Waste collection charges	\$749.58	\$0.00	\$749.58	\$0.00	\$1,499.16	Statement sent
538	Removal of debris	\$737.00	\$0.00	\$0.00	\$0.00	\$737.00	Statement sent
403	Venue hire	\$675.00	\$4,520.00	\$0.00	\$1,250.00	\$6,445.00	Statement sent
393	Health license fees	\$515.00	\$0.00	\$0.00	\$0.00	\$515.00	Debt recovery commenced
3	Waste collection charges	\$512.76	\$0.00	\$0.00	\$0.00	\$512.76	Debt recovery commenced
128	Waste collection charges	\$500.00	\$0.00	\$0.00	\$0.00	\$500.00	Statement sent
26	Waste collection charges	\$460.24	\$0.00	\$539.76	\$0.00	\$1,000.00	Statement sent
444	Waste collection charges	\$455.00	\$0.00	\$455.00	\$0.00	\$910.00	Statement sent
491	Waste collection charges	\$455.00	\$0.00	\$455.00	\$0.00	\$910.00	Statement sent
49	Waste collection charges	\$364.72	\$0.00	\$634.92	\$0.00	\$999.64	Statement sent
448	Waste collection charges	\$319.80	\$0.00	\$319.80	\$0.00	\$639.60	Statement sent
74	Waste collection charges	\$239.92	\$0.00	\$124.93	\$0.00	\$364.85	Statement sent
481	Waste collection charges	\$239.92	\$0.00	\$124.93	\$0.00	\$364.85	Statement sent
530	Waste collection charges	\$225.00	\$0.00	\$0.00	\$0.00	\$225.00	Statement sent
454	Sale of old waste bins	\$159.78	\$0.00	\$0.00	\$0.00	\$159.78	Debt recovery commenced
98	Waste collection charges	\$124.93	\$0.00	\$124.93	\$0.00	\$249.86	Statement sent
410	Waste collection charges	\$89.96	\$0.00	\$0.00	\$0.00	\$89.96	Statement sent
155	Reimbursement	\$0.20	\$0.00	\$0.00	\$0.00	\$0.20	Statement sent
177	Reimbursement	\$0.00	\$8,542.60	\$0.00	\$0.00	\$8,542.60	Statement sent
174	Reimbursement	\$0.00	\$5,923.50	\$0.00	\$0.00	\$5,923.50	Statement sent

**TOWN OF COTTESLOE**

**SUNDRY DEBTORS REPORT AS AT 28 FEBRUARY 2015**

<u>Debtor Number</u>	<u>Nature Of Debt</u>	<u>3+ Months</u>	<u>2+ Months</u>	<u>1+ Month</u>	<u>Current</u>	<u>Balance</u>	<u>Status</u>
540	Venue hire	\$0.00	\$345.00	\$0.00	\$0.00	\$345.00	Statement sent
115	Contribution	\$0.00	\$0.00	\$15,000.00	\$0.00	\$15,000.00	Statement sent
311	Lease fees etc	\$0.00	\$0.00	\$3,218.28	\$24,630.73	\$27,849.01	Statement sent
245	Waste collection charges	\$0.00	\$0.00	\$1,069.38	\$0.00	\$1,069.38	Statement sent
81	Waste collection charges	\$0.00	\$0.00	\$269.88	\$0.00	\$269.88	Statement sent
507	Waste collection charges	\$0.00	\$0.00	\$159.90	\$0.00	\$159.90	Statement sent
123	Waste collection charges	\$0.00	\$0.00	\$124.93	\$0.00	\$124.93	Statement sent
94	Waste collection charges	\$0.00	\$0.00	\$89.96	\$0.00	\$89.96	Statement sent
119	Waste collection charges	\$0.00	\$0.00	\$89.96	\$0.00	\$89.96	Statement sent
163	Waste collection charges	\$0.00	\$0.00	\$89.96	\$0.00	\$89.96	Statement sent
261	Waste collection charges	\$0.00	\$0.00	\$89.96	\$0.00	\$89.96	Statement sent
407	Waste collection charges	\$0.00	\$0.00	\$89.96	\$0.00	\$89.96	Statement sent
504	Waste collection charges	\$0.00	\$0.00	\$34.97	\$0.00	\$34.97	Statement sent
106	Waste collection charges	\$0.00	\$0.00	\$6.92	\$0.00	\$6.92	Statement sent
125	Waste collection charges	\$0.00	\$0.00	\$0.00	\$17,174.79	\$17,174.79	Statement sent
160	Reimbursement	\$0.00	\$0.00	\$0.00	\$2,893.32	\$2,893.32	Statement sent
116	Reimbursement	\$0.00	\$0.00	\$0.00	\$1,653.45	\$1,653.45	Statement sent
550	Waste collection charges	\$0.00	\$0.00	\$0.00	\$245.57	\$245.57	Statement sent
90	Overpayment	-\$81.25	\$0.00	\$0.00	\$0.00	-\$81.25	Overpayment
45	Overpayment	-\$2,095.67	\$0.00	\$749.58	\$1,068.72	-\$277.37	Overpayment
Sub Total		\$16,066.32	\$19,968.53	\$28,500.27	\$50,731.82	\$115,266.94	
115	Loan Debtor	\$0.00	\$0.00	\$54,777.00	\$0.00	\$54,777.00	Long term agreement
Sub Total		\$0.00	\$0.00	\$54,777.00	\$0.00	\$54,777.00	
<b>TOTAL</b>		<b>\$16,066.32</b>	<b>\$19,968.53</b>	<b>\$83,277.27</b>	<b>\$50,731.82</b>	<b>\$170,043.94</b>	

# Rates and Charges Analysis

For Financial Year 2015 Period 8 ,as at 3/03/2015



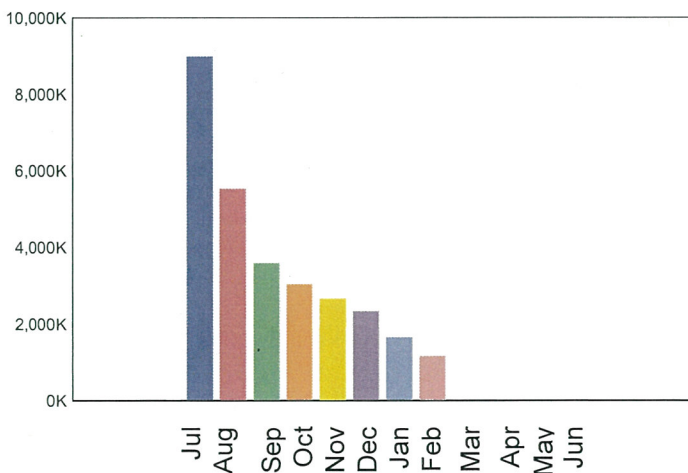
## Amounts Levied and Outstanding

<u>Rate or Charge Type</u>	<u>Amount Levied This Year</u>	<u>Total Balance Outstanding</u>
GRV General Rate	8,895,514.26	778,812.10
Additional Bin	83,746.85	19,023.15
Credit Balances	0.00	-37,645.99
Swimming Pool	8,098.75	2,622.50
ESL Category 1	1,317,339.74	361,708.61
ESL Category 5	0.00	4.05
Instalment Fees	15,940.20	10,489.80
Instalment PreInterest	34,809.44	23,754.56
	<b>10,355,449.24</b>	<b>1,158,768.78</b>

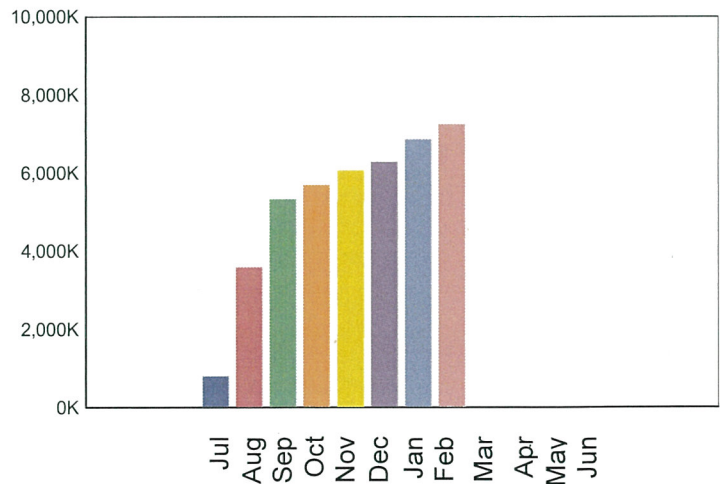
## Analysis of Outstanding Balance

<u>Bfwd At 1 July</u>	<u>Levied YTD</u>	<u>Rebated</u>	<u>Received</u>	<u>Other Trans</u>	<u>Balance</u>
260,702.06	10,355,449.24	-592,632.76	-8,894,550.50	29,800.74	<b>1,158,768.78</b>
<u>Current</u>	<u>Arrears</u>	<u>Interest</u>	<u>Legal</u>	<u>Deferred</u>	<u>Balance</u>
900,313.31	39,956.60	27,960.04	5,244.89	185,293.94	<b>1,158,768.78</b>

### Total Balance Outstanding By Month



### YTD Collections By Month



## Analysis of Assessments

Number of assessments	3,821
Number of assessments paid in full	2,522
Number of assessments with a balance outstanding	1,310
Number of assessments with arrears	183
Number of assessments on instalments	1,283
Number of assessments with pensioners or seniors	935
Number of assessments with deferred rates	26
Number of assessments with no payment yet	98

TOWN OF COTTESLOE

BUDGET AMENDMENTS - SUMMARY

FOR THE PERIOD ENDED 1 JULY 2014 TO 28 FEBRUARY 2015

<u>GL Account Code</u>	<u>Description</u>	<u>Council Resolution &amp; Date</u>	<u>Classification</u>	<u>Value of Budget Amendment</u>	<u>Funding Arrangement</u>
Various NEW	Payout Existing Loan No 107 Retaining Walls at the Beach	10.5.1 August 2014 10.5.1 August 2014	Reduction of Loans Capital Expenditure	\$ 4,318,204 \$ 50,000	Payout existing loans as per Depot Funds Strategy Restore retaining walls at the beach
Various NEW	Project Management Costs Toilets Main Beach	10.5.1 August 2014 10.5.1 August 2014	Capital Expenditure Capital Expenditure	\$ 70,000 \$ 1,025,000	Hire a project manager Construction of toilet facilities
NEW	Town Centre Improvements	10.5.1 August 2014	Capital Expenditure	\$ 100,000	Town Centre Capital Improvements
NEW	June Black Dune Park	10.5.1 August 2014	Capital Expenditure	\$ 50,000	Improvements to the park
NEW	Lessor Hall	10.5.1 August 2014	Capital Expenditure	\$ 50,000	Improvements to the Hall
NEW	Shark Barrier	10.4.2 October 2014	Capital Expenditure	\$ 130,000	Installation, removal and maintenance of a shark barrier at Cottesloe beach
20202.30.50	Review/update of NAMP	10.4.7 October 2014	Operating Expenditure	\$ 18,000	Review and update of the Natural Areas Management Plan
3.4120.2.50	Remediation of Former Depot Site	9.1.1 November 2014 SM	Capital Expenditure	\$ 196,560	To be funded from the Depot Funds Reserve.
Various	Mid Year Budget Review	10.4.8 February 2015	Various		

TOWN OF COTTESLOE

CAPITAL WORKS PROGRAMME  
FOR THE PERIOD ENDED 1 JULY 2014 TO 28 FEBRUARY 2015

	2014-2015 YTD ACTUAL \$	2014-2015 YTD BUDGET \$	2014-2015 BUDGET \$	Variations Budget to YTD Actual \$	Variations Budget to YTD Actual %
<b>LAND DEVELOPMENT</b>					
3.4120.2 Old Depot Site	231,008	0	0	231,008	100%
<b>CARPARK CONSTRUCTION</b>					
5.1171.2 Seaview Golf Course	49,358	0	0	49,358	100%
<b>DRAINAGE CONSTRUCTION</b>					
10.9000.2 Cottesloe various	43,319	13,427	20,150	29,892	69%
<b>FOOTPATH CONSTRUCTION</b>					
15.1030.2 Broome Street	20,129	0	22,550	20,129	100%
15.1058.2 Elizabeth Street	15,943	0	12,250	15,943	100%
15.1062.2 Federal Street	0	0	2,250	0	
15.1116.2 Lyons Street	46,495	0	42,350	46,495	100%
15.1126.2 Marine Parade	0	0	33,050	0	
15.1128.2 Marmion Street	5,976	0	7,250	5,976	100%
15.1166.2 Salisbury Street	0	0	17,250	0	
15.1204.2 Windsor Street	7,944	0	7,750	7,944	100%
15.9000.5 DSAC Capital Works	1,180	0	30,200	1,180	100%
15.9000.2 Bike Plan Works	4,500	0	50,350	4,500	100%

TOWN OF COTTESLOE

CAPITAL WORKS PROGRAMME  
FOR THE PERIOD ENDED 1 JULY 2014 TO 28 FEBRUARY 2015

	2014-2015 YTD ACTUAL	2014-2015 YTD BUDGET	2014-2015 BUDGET	Variances Budget to YTD Actual	Variances Budget to YTD Actual
	\$	\$	\$	\$	%
<b>IRRIGATION CONSTRUCTION</b>					
20.9000.2 Cottlesloe, various	6,054	22,176	30,800	(16,122)	(266%)
<b>PARKS AND RESERVES CONSTRUCTION</b>					
30.6120.2 John Black Dune Reserve	10,260	0	0	10,260	100%
30.9000.2 Playgrounds various	21,128	20,241	30,350	887	4%
30.9000.5 Cottlesloe Natural Area Upgrade	6,657	10,670	16,000	(4,013)	(60%)
<b>PROPERTY CONSTRUCTION</b>					
35.1171.2 Seaview Golf Course Clubhouse	99,595	0	0	99,595	100%
35.4052.2 Civic Centre Lesser Hall Stage 1	0	53,432	80,150	(53,432)	100%
35.4130.2 Indiana Tea Rooms	4,500	0	0	0	100%
35.4135.2 The Grove Library	2,806	0	0	0	100%
35.6030.2 Civic Centre Grounds Restoration	65,586	133,580	200,350	(67,994)	(104%)
<b>LANEWAY CONSTRUCTION</b>					
25.9000.2	66,690	0	72,700	66,690	100%

TOWN OF COTTESLOE

CAPITAL WORKS PROGRAMME  
FOR THE PERIOD ENDED 1 JULY 2014 TO 28 FEBRUARY 2015

	2014-2015 YTD ACTUAL	2014-2015 YTD BUDGET	2014-2015 BUDGET	Variances Budget to YTD Actual	Variances Budget to YTD Actual
	\$	\$	\$	\$	%
<b>ROAD CONSTRUCTION/ REHABILITATION</b>					
40.1032.2	13,890	0	10,350	13,890	100%
40.1046.2	112,393	0	98,250	112,393	100%
40.1049.2	2,967	0	20,100	2,967	100%
	2,183	0	0	2,183	100%
40.1068.2	45,000	0	48,000	45,000	100%
40.1092.2	16,030	0	12,050	16,030	100%
40.1112.2	20,763	0	36,850	20,763	100%
40.1128.2	33,189	0	52,750	33,189	100%
40.1148.2	26,484	0	22,250	26,484	100%
<b>BLACKSPOT CONTRUCTION</b>					
41.1048.2	17,427	0	0	17,427	100%
<b>STREETSCAPE INFRASTRUCTURE</b>					
42.1176.2	0	13,326	20,000	(13,326)	
42.6080.2	0	19,996	30,000	(19,996)	
42.8999.2	217,914	240,004	360,000	(22,090)	(10%)
42.9000.2	0	33,330	50,000	(33,330)	
<b>MISCELLANEOUS INFRASTRUCTURE</b>					
43.1171.2	41,443	0	0	41,443	
43.6080.2	5,515	0	0	5,515	
43.9000.2.57	0	0	70,000	0	

TOWN OF COTTESLOE

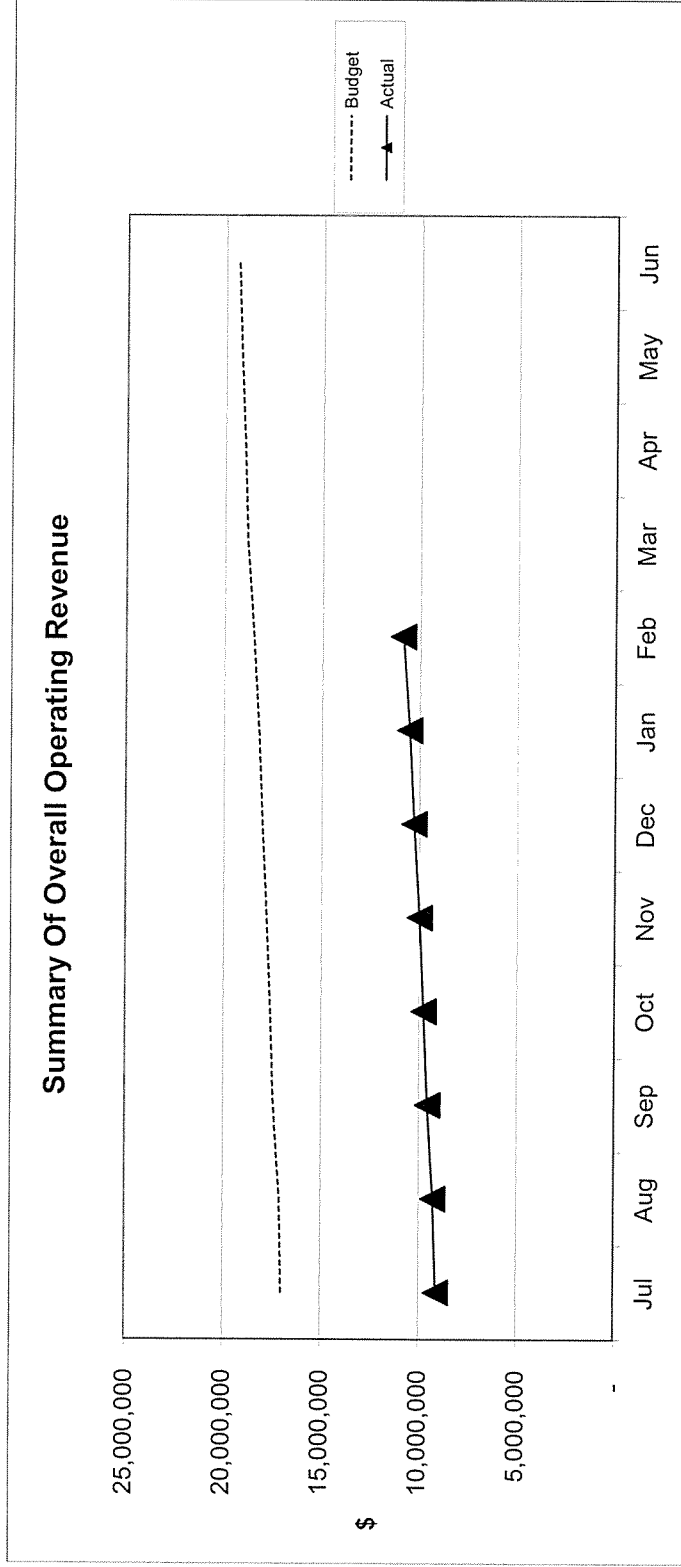
CAPITAL WORKS PROGRAMME  
FOR THE PERIOD ENDED 1 JULY 2014 TO 28 FEBRUARY 2015

	2014-2015 YTD ACTUAL	2014-2015 YTD BUDGET	2014-2015 BUDGET	Variations Budget to YTD Actual	Variations Budget to YTD Actual
	\$	\$	\$	\$	%
<b>PLANT &amp; VEHICLES</b>					
47.9000.2.57	36,008	36,000	36,000	8	0%
47.9000.2.57	35,413	36,000	36,000	(587)	(2%)
47.9000.2.57	0	36,000	36,000	(36,000)	
47.9000.2.57	0	35,000	35,000	(35,000)	
47.9000.2.57	69,396	60,000	60,000	9,396	14%
47.9000.2.57	86,207	90,000	90,000	(3,793)	(4%)
47.9000.2.57	24,550	25,000	25,000	(450)	(2%)
47.9000.2.57	6,053	0	8,500	6,053	100%
47.9000.2.57	2,472	0	2,400	2,472	100%
47.9000.2.57	1,040	1,600	1,600	(560)	(54%)
47.9000.2.57	1,040	3,200	3,200	(2,160)	(208%)
47.9000.2.57	3,102	3,600	3,600	(498)	(16%)
47.9000.2.57	2,120	2,400	2,400	(280)	(13%)
47.9000.2.57	1,957	0	0	0	100%
47.9000.2.57	6,200	0	0	0	100%
<b>IT, OFFICE EQUIPMENT &amp; FURNITURE</b>					
49.9000.2.57	0	2,545	3,818	(2,545)	
49.9000.2.57	0	1,891	2,836	(1,891)	
49.9000.2.57	0	20,000	30,000	(20,000)	
49.9000.2.50	9,000	0	0	0	100%
<b>TOTAL</b>	<b>1,548,884</b>	<b>913,418</b>	<b>1,882,704</b>	<b>611,003</b>	<b>41%</b>



# TOWN OF COTTESLOE

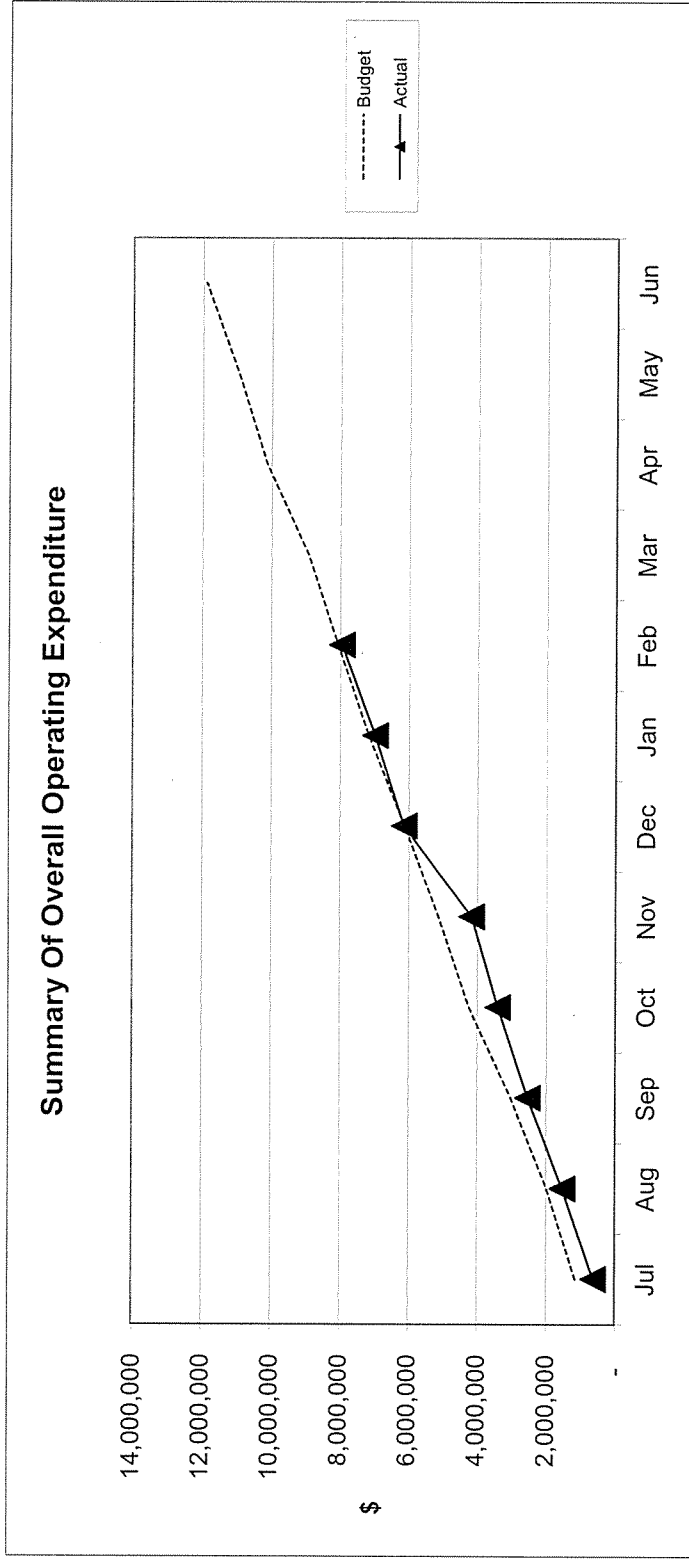
## GRAPHICAL SUMMARY OF REVENUE, EXPENDITURE AND NET POSITION FOR 2014 - 2015 FOR THE PERIOD ENDED 1 JULY 2014 TO 28 FEBRUARY 2015



# TOWN OF COTTESLOE

## GRAPHICAL SUMMARY OF REVENUE, EXPENDITURE AND NET POSITION FOR 2014 - 2015

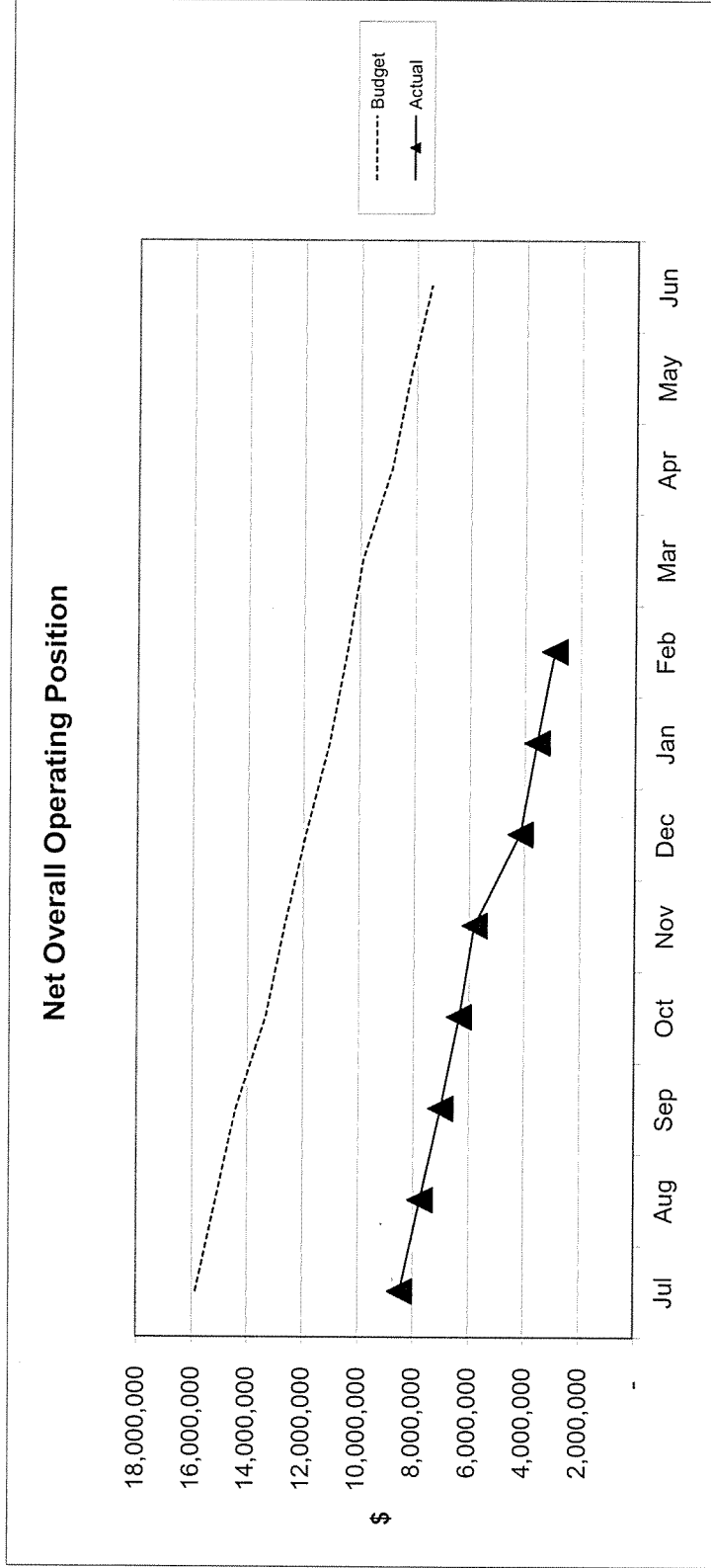
FOR THE PERIOD ENDED 1 JULY 2014 TO 28 FEBRUARY 2015



# TOWN OF COTTESLOE

## GRAPHICAL SUMMARY OF REVENUE, EXPENDITURE AND NET POSITION FOR 2014 - 2015

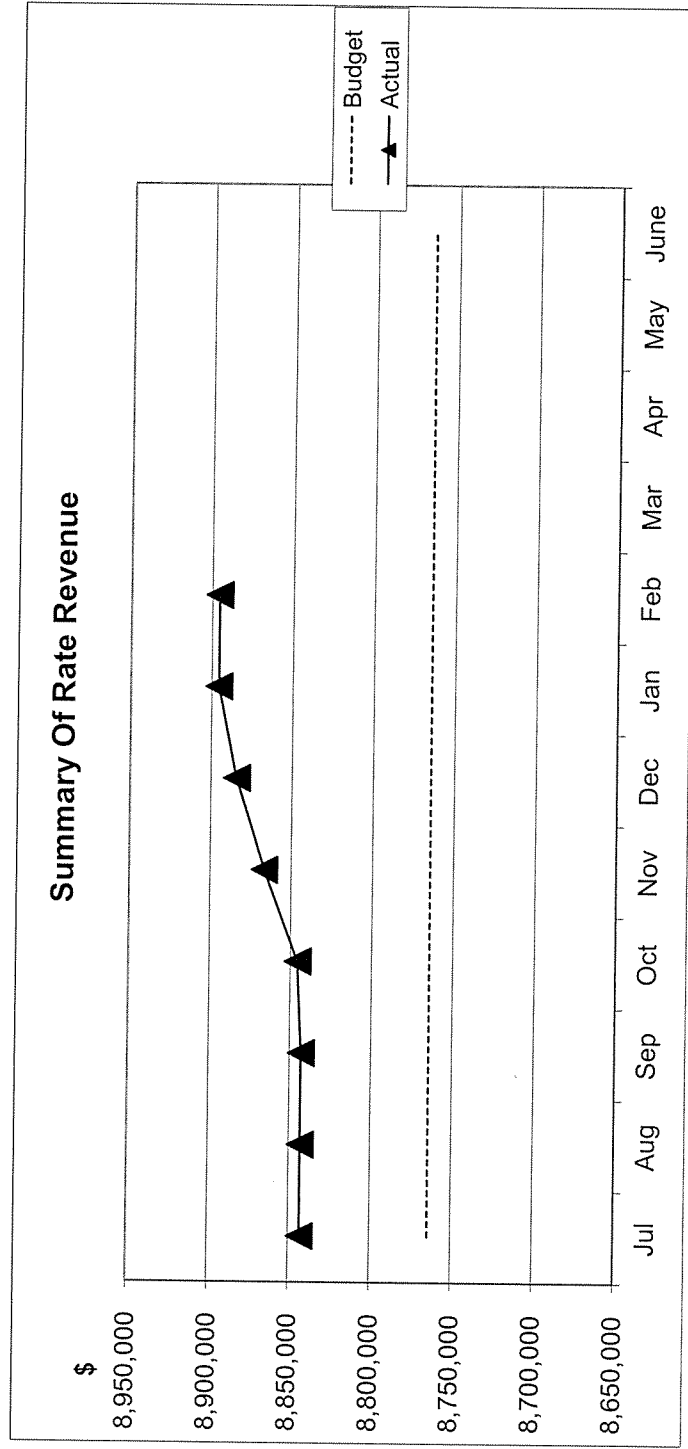
FOR THE PERIOD ENDED 1 JULY 2014 TO 28 FEBRUARY 2015



# TOWN OF COTTESLOE

## GRAPHICAL SUMMARY BY NATURE & TYPE FOR 2014 - 2015

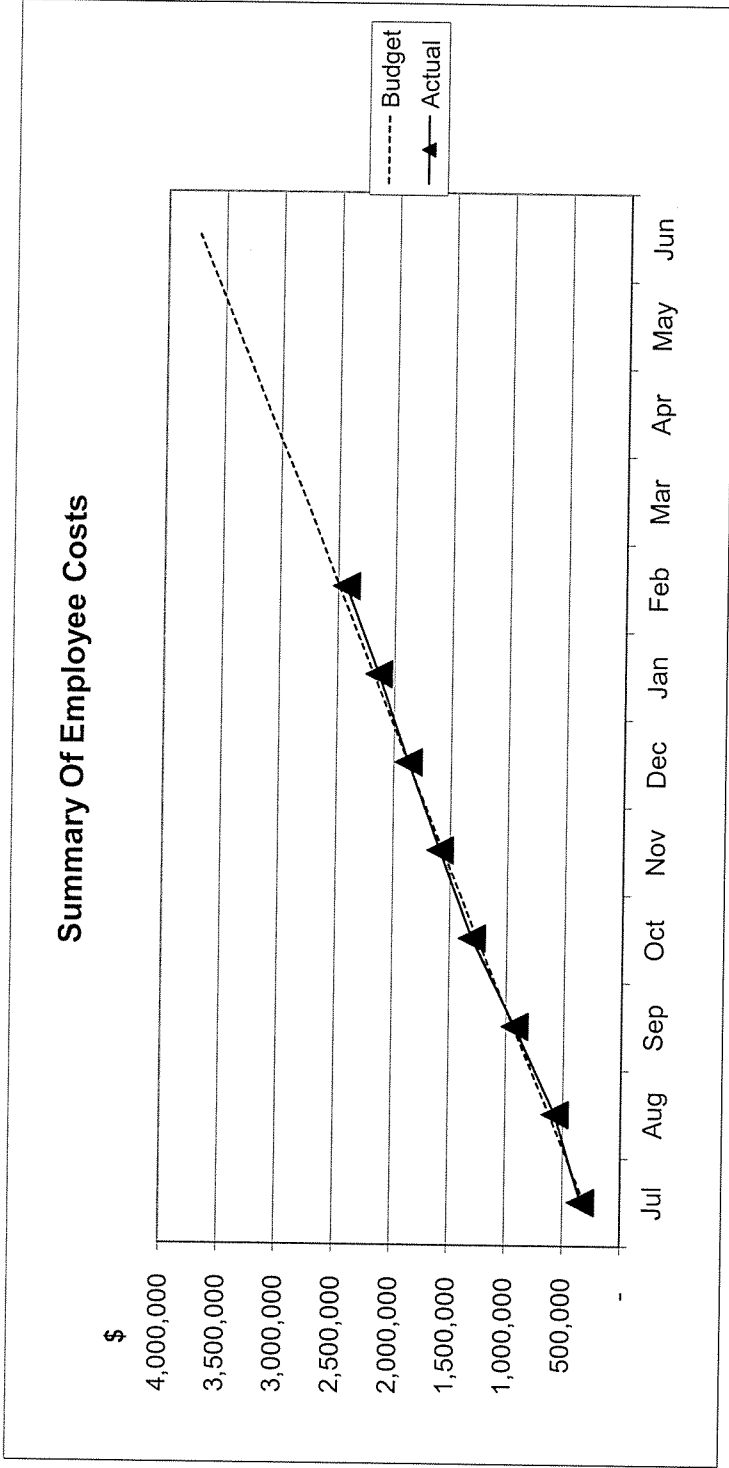
FOR THE PERIOD ENDED 1 JULY 2014 TO 28 FEBRUARY 2015



# TOWN OF COTTESLOE

## GRAPHICAL SUMMARY BY NATURE & TYPE FOR 2014 - 2015

FOR THE PERIOD ENDED 1 JULY 2014 TO 28 FEBRUARY 2015



# TOWN OF COTTESLOE

## GRAPHICAL SUMMARY BY NATURE & TYPE FOR 2014 - 2015

FOR THE PERIOD ENDED 1 JULY 2014 TO 28 FEBRUARY 2015

